



***Department of Homeland Security
Freedom of Information Act Monthly Report
January 2015***

Department of Homeland Security
Freedom of Information Act Monthly Report FY 2015

FOIA Requests

Received this month	23,211
Processed this month	26,705
Total Received this FY	84,347
Total Processed this FY	83,697
Proactive Releases (Pgs)	4,511

Comparison of Numbers of Requests from FY 2014 and Current Monthly Report – Requests Received, and Processed

Component	Number of Requests Received		Number of Requests Processed	
	Received During Fiscal Year from FY 2014 Annual Report	Received During Fiscal Year from Current Monthly Reports	Processed During Fiscal Year from FY 2014 Annual Report	Processed During Fiscal Year from Current Monthly Reports
CBP	47,261	14,976	51,056	14,914
CRCL	80	15	74	12
FEMA	772	222	508	177
FLETC	103	30	99	30
I&A	244	68	255	49
ICE	85,081	14,721	33,644	17,863
NPPD	7,775	2,605	5,581	4,590
OIG	177	87	166	69
OPS	59	23	59	21
PRIV	874	192	666	163
S&T	68	23	68	19
TSA	859	140	491	98
USCG	3,203	627	2,620	307
USCIS	143,794	50,189	141,700	45,111
USSS	1,061	429	1,047	274
AGENCY OVERALL	291,413	84,347	238,034	83,697

Comparison of Backlogged Requests from FY 2014 Annual Report and Current Monthly Reports

Component	Number of Backlogged Requests as of End FY 2014	Number of Backlogged Requests from Current Monthly Reports	Percent Change
CBP	34,307	35,302	INCREASE 3%
CRCL	3	8	INCREASE 167%
FEMA	709	838	INCREASE 18%
FLETC	1	6	INCREASE 500%
I&A	22	19	DECREASE 14%
ICE	56,863	54,732	DECREASE 4%
NPPD	2,245	1,815	DECREASE 19%
OIG	48	66	INCREASE 38%
OPS	0	0	NO CHANGE 0%
PRIV	64	96	INCREASE 50%
S&T	1	3	INCREASE 200%
TSA	924	1001	INCREASE 8%
USCG	1,261	1,748	INCREASE 39%
USCIS	5,026	9,965	INCREASE 98%
USSS	539	851	INCREASE 58%
AGENCY OVERALL	102,133	106,450	INCREASE 4%

FOIA Appeals

Received this month 328
 Processed this month 321
 Total Received this FY 1,250
 Total Processed this FY 1,113

Comparison of Numbers of Administrative Appeals from FY 2014 and Current Monthly Reports – Appeals Received, and Processed

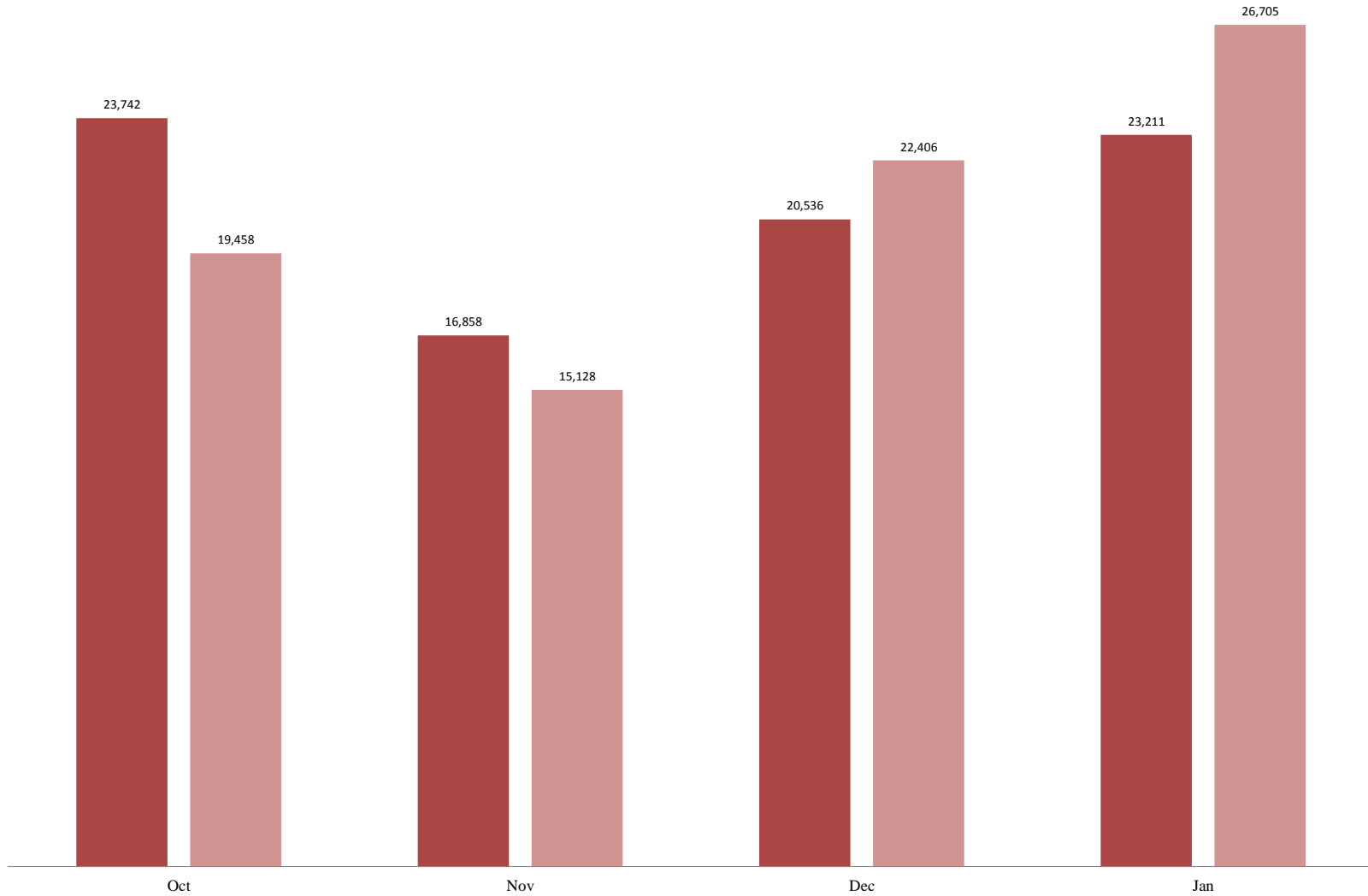
Component	Number of Appeals Received		Number of Appeals Processed	
	Received During Fiscal Year from FY 2014 Annual Report	Received During Fiscal Year from Current Monthly Reports	Processed During Fiscal Year from FY 2014 Annual Report	Processed During Fiscal Year from Current Monthly Reports
CBP	1004	453	991	401
FEMA	16	5	17	1
FLETC	2	0	4	0
ICE	477	127	339	21
OGC	93	30	101	26
OIG	16	6	25	19
TSA	35	5	36	11
USCG	32	14	28	12
USCIS	1,926	593	1,919	613
USSS	33	17	30	9
AGENCY OVERALL	3,634	1,250	3,490	1,113

Comparison of Backlogged Administrative Appeals from FY 2014 and Current Monthly Reports

Component	Number of Backlogged Appeals as of End of FY 2014	Number of Backlogged Appeals from Current Monthly Reports	Percent Change
CBP	8	18	INCREASE 125%
FEMA	30	36	INCREASE 20%
FLETC	0	0	NO CHANGE 0%
ICE	43	29	DECREASE 33%
OGC	11	7	DECREASE 36%
OIG	17	4	DECREASE 76%
TSA	12	4	DECREASE 67%
USCG	33	34	INCREASE 3%
USCIS	2	1	DECREASE 50%
USSS	4	11	INCREASE 175%
AGENCY OVERALL	160	144	DECREASE 10%

Composite DHS Monthly Production Rate of Received and Processed FOIA Requests

Received Processed



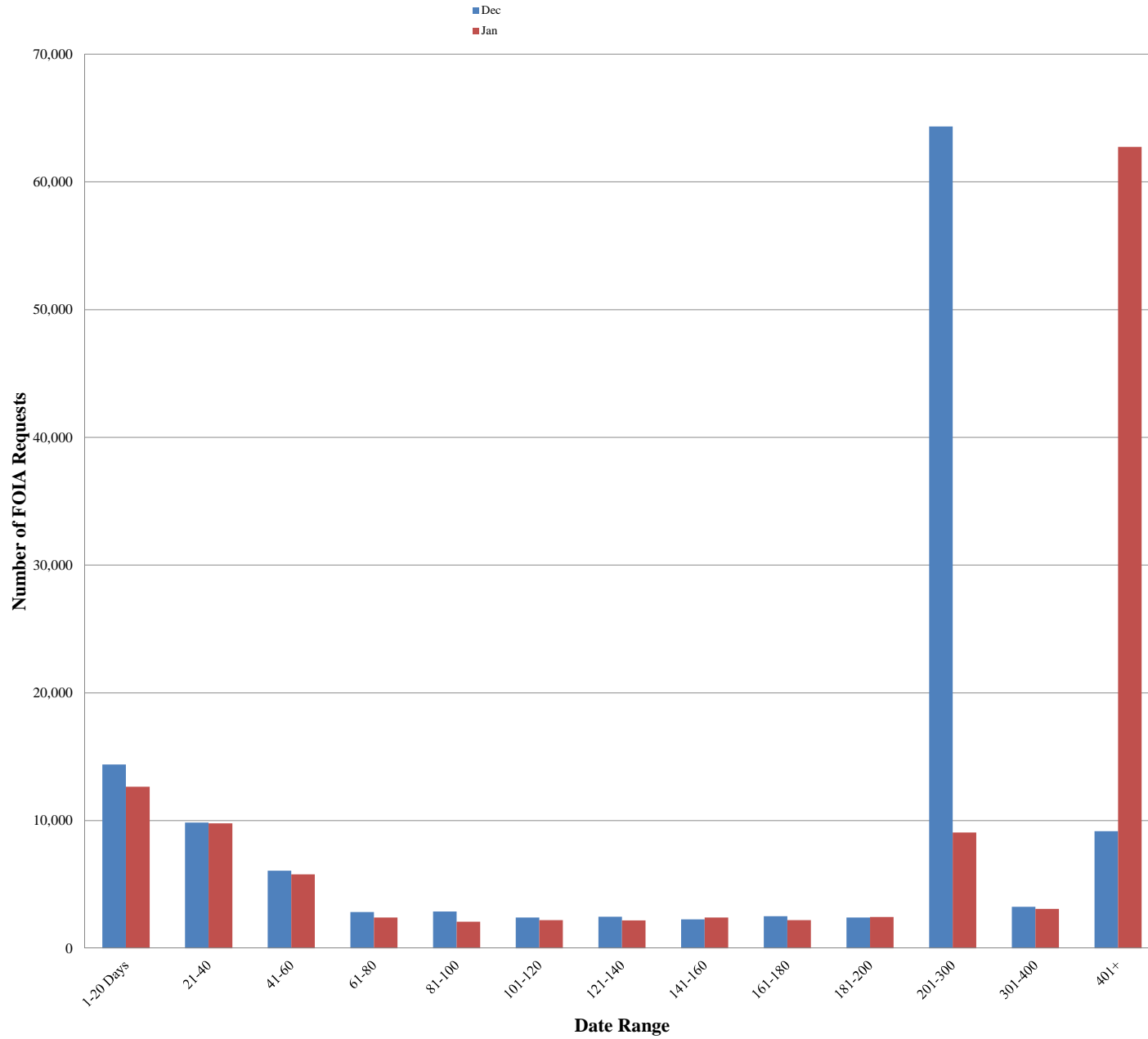
The data contained in this report is draft and posted publicly as a matter of administrative discretion

Composite DHS Monthly Production Rates of Received and Processed FOIA Requests



The data contained in this report is draft and posted publicly as a matter of administrative discretion

Composite Pending Age of DHS Requests FOIA Requests



The data contained in this report is draft and posted publicly as a matter of administrative discretion

10 Oldest as Reported in FOIA Annual Report FY 2014

Red= Cases that are still open

Green= Cases closed in the last reporting period

No Fill=Indicates that the case was closed in previous month or earlier

Pending Requests – Ten Oldest Pending Perfected Requests

Component	Sub-Row Heading	10th	9th	8th	7th	6th	5th	4th	3rd	2nd	Oldest Request
CBP	Date of Receipt	2012-11-08	2012-11-08	2012-11-08	2012-11-08	2012-11-07	2012-11-07	2012-11-07	2012-11-06	2012-10-23	2012-10-09
	Number of Days Pending	482	482	482	482	482	483	483	484	494	504
CRCL	Date of Receipt	N/A	2012-09-29	2012-09-24	2012-09-24	2012-09-03	8/25/2014	8/25/2014	2014-07-30	2014-05-19	2014-03-24
	Number of Days Pending	0	1	4	4	19	26	26	44	96	136
FEMA	Date of Receipt	2012-03-09	2012-03-05	2012-03-05	2012-02-27	2012-02-08	2012-02-06	2011-11-28	2011-01-03	2010-09-10	2007-09-07
	Number of Days Pending	644	648	648	653	665	667	715	944	1,020	1,761
FLETC	Date of Receipt	N/A	N/A	N/A	2014-09-24	2014-09-24	2014-09-11	2014-09-11	2014-09-11	2014-09-09	2014-08-22
	Number of Days Pending	0	0	0	1	1	13	13	13	15	27
I&A	Date of Receipt	2014-05-15	2014-04-29	2014-04-10	2014-01-20	2013-10-22	2013-10-18	2013-09-27	2013-08-01	2013-07-22	2013-02-12
	Number of Days Pending	100	111	124	182	244	246	260	300	308	420
ICE	Date of Receipt	2013-06-24	2013-06-24	2013-05-21	2013-04-30	2013-04-17	2013-04-10	2012-11-15	2012-11-15	2012-11-04	2012-10-10
	Number of Days Pending	327	327	350	365	374	379	478	478	485	503
NPPD	Date of Receipt	2014-01-15	2014-01-15	2014-01-15	2014-01-15	2014-01-15	2014-01-15	2014-01-07	2014-01-06	2014-01-06	2014-01-06
	Number of Days Pending	185	185	185	185	185	185	191	192	192	192
OIG	Date of Receipt	2013-08-30	2013-08-06	2013-08-06	2013-06-17	2013-06-13	2013-05-20	2013-03-13	2013-03-01	2013-02-28	2013-02-01
	Number of Days Pending	280	297	297	332	334	351	399	407	408	526
OPS	Date of Receipt	N/A	N/A	N/A	N/A	N/A	N/A	N/A	N/A	N/A	N/A
	Number of Days Pending	0	0	0	0	0	0	0	0	0	0
PRIV	Date of Receipt	2013-11-13	2013-10-24	2013-10-21	2013-10-17	2013-10-17	2013-09-25	2013-09-03	2013-08-26	2013-08-26	2013-07-08
	Number of Days Pending	220	233	236	238	238	242	258	263	263	298
S&T	Date of Receipt	N/A	N/A	N/A	N/A	N/A	N/A	N/A	N/A	N/A	2014-07-18
	Number of Days Pending	0	0	0	0	0	0	0	0	0	52
TSA	Date of Receipt	2010-08-26	2010-06-24	2010-06-14	2010-04-10	2010-03-30	2010-03-22	2010-02-25	2010-01-29	2010-01-05	2009-11-23
	Number of Days Pending	1,030	1,074	1,082	1,133	1,135	1,141	1,158	1,172	1,189	1,217
USCG	Date of Receipt	2010-06-11	2010-05-26	2010-05-17	2010-05-07	2010-04-27	2010-04-05	2010-03-30	2010-02-24	2010-02-22	2009-11-25
	Number of Days Pending	1091	1102	1109	1115	1123	1139	1143	1167	1169	1223
USCIS	Date of Receipt	2014-01-31	2014-01-29	2014-01-24	2014-01-24	2014-01-23	2014-01-22	2014-01-21	2014-01-06	2013-12-04	2013-11-21
	Number of Days Pending	173	175	178	178	179	180	181	184	215	223
USSS	Date of Receipt	2009-06-15	2009-01-30	2009-01-14	2008-10-08	2008-02-05	2008-01-29	2007-11-26	2007-10-18	2007-01-09	2006-12-01
	Number of Days Pending	1,336	1,430	1,440	1,505	1,677	1,682	1,725	1,750	1,946	1,970
AGENCY OVERALL	Date of Receipt	2009-01-30	2009-01-14	2008-10-08	2008-02-05	2008-01-29	2007-11-26	2007-10-18	2007-09-07	2007-01-09	2006-12-01
	Number of Days Pending	1,430	1,440	1,505	1,677	1,682	1,725	1,750	1,761	1,946	1,970

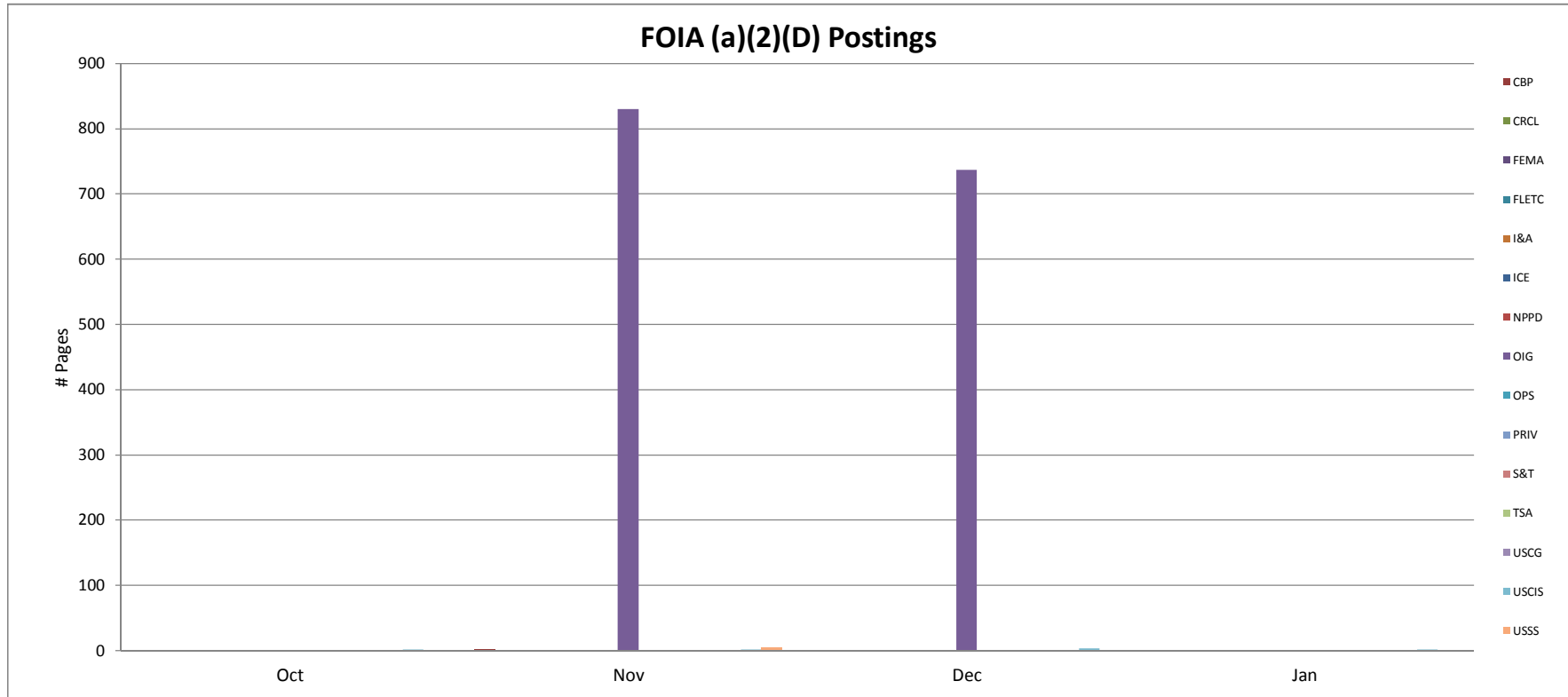
The data contained in this report is draft and posted publicly as a matter of administrative discretion

Ten Oldest Pending Administrative Appeals

Component	Sub-Row Heading	10th	9th	8th	7th	6th	5th	4th	3rd	2nd	Oldest Appeal
CBP	Date of Receipt	2014-09-12	2014-09-12	2014-06-05	2014-03-07	2014-03-07	2013-12-23	2013-12-16	2013-12-16	2013-12-12	2013-12-03
	Number of Days Pending	13	13	84	148	148	202	207	207	209	216
FEMA	Date of Receipt	2012-10-12	2012-07-24	2012-03-06	2011-10-28	2011-10-22	2010-10-11	2010-04-12	2009-08-31	2009-06-25	2009-02-26
	Number of Days Pending	501	557	655	742	758	1007	1134	1282	1328	1412
FLETC	Date of Receipt	N/A	N/A	N/A	N/A	N/A	N/A	N/A	N/A	N/A	N/A
	Number of Days Pending	0	0	0	0	0	0	0	0	0	0
ICE	Date of Receipt	2013-04-11	2013-04-11	2013-04-10	2013-03-27	2013-03-13	2013-03-13	2013-02-20	2013-02-20	2013-01-14	2013-01-02
	Number of Days Pending	371	371	372	382	392	392	407	407	432	440
OGC	Date of Receipt	2014-08-27	2014-08-22	2014-08-22	2014-08-08	2014-07-25	2014-06-24	2014-06-03	2014-04-29	2014-02-18	2013-10-27
	Number of Days Pending	24	27	27	37	47	69	84	108	258	235
OIG	Date of Receipt	2013-07-25	2013-06-24	2012-12-17	2012-09-06	2012-06-06	2012-07-03	2010-11-10	2010-09-15	2009-01-14	2008-11-14
	Number of Days Pending	305	327	457	526	548	571	986	1025	1440	1480
TSA	Date of Receipt	2014-06-25	2014-04-28	2014-04-28	2014-04-23	2014-02-27	2014-02-04	2014-01-09	2013-11-27	2013-10-23	2012-11-15
	Number of Days Pending	72	112	115	157	159	171	189	220	243	475
USCG	Date of Receipt	2013-07-02	2013-06-18	2013-06-12	2013-05-06	2013-04-04	2013-03-15	2013-02-18	2013-01-30	2012-08-02	2009-03-10
	Number of Days Pending	321	331	335	361	383	397	416	428	550	1404
USCIS	Date of Receipt	2014-09-15	2014-09-15	2014-09-10	2014-09-10	2014-09-10	2014-09-10	2014-09-10	2014-09-10	2014-08-08	2014-07-18
	Number of Days Pending	12	12	15	15	15	15	15	15	38	53
USSS	Date of Receipt	N/A	N/A	N/A	N/A	N/A	2014-09-05	2014-08-27	2014-08-13	2014-08-08	2014-06-24
	Number of Days Pending	0	0	0	0	0	17	23	33	38	68
AGENCY OVERALL	Date of Receipt	2010-11-10	2010-10-11	2010-09-15	2010-04-12	2009-08-31	2009-06-25	2009-03-10	2009-02-26	2009-01-14	2008-11-14
	Number of Days Pending	986	1,007	1,025	1,134	1,282	1,328	1,404	1,412	1,440	1,480

FOIA (a)(2)(D) Postings (pgs)

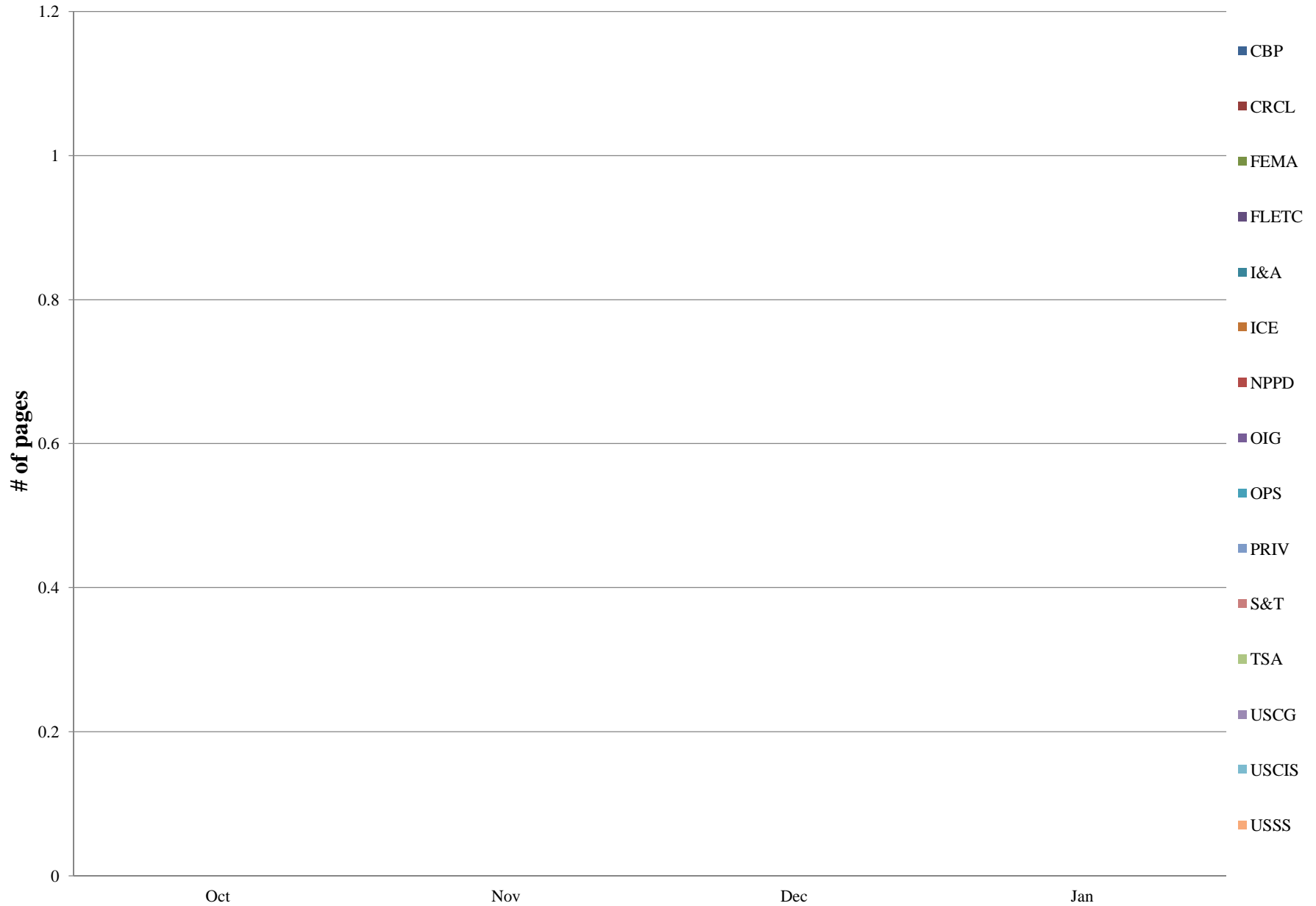
Component	Oct	Nov	Dec	Jan	Feb	Mar	Apr	May	Jun	Jul	Aug	Sep
CBP		2										
CRCL												
FEMA												
FLETC												
I&A												
ICE												
NPPD												
OIG		830	737									
OPS												
PRIV												
S&T												
TSA												
USCG												
USCIS	2	2	3	2								
USSS		4										
AGENCY OVERALL	2	838	740	2	0	0	0	0	0	0	0	0



Proactive Disclosures Postings (pgs) - Senior Agency Officials' Calendars posted in FOIA Library

Component	Oct	Nov	Dec	Jan	Feb	Mar	Apr	May	Jun	Jul	Aug	Sep
CBP												
CRCL												
FEMA												
FLETC												
I&A												
ICE												
NPPD												
OIG												
OPS												
PRIV												
S&T												
TSA												
USCG												
USCIS												
USSS												
AGENCY OVERALL	0	0	0	0	0	0	0	0	0	0	0	0

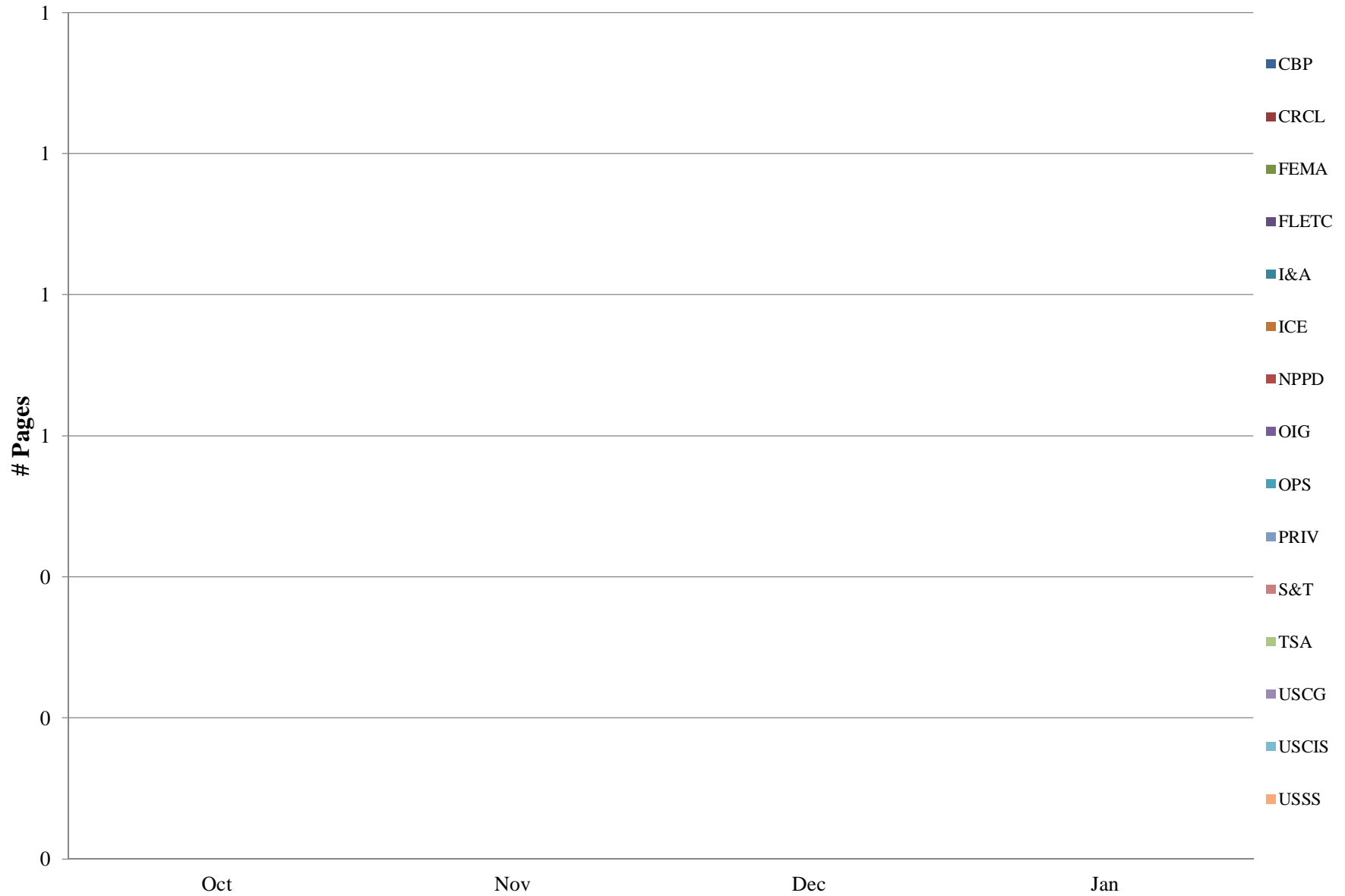
Senior Agency Officials' Calendars posted in FOIA Library



**Proactive Disclosures Postings (pgs) - Executed Contracts and Grants posted in FOIA Library
(posted immediately after released pursuant to a FOIA request)**

Component	Oct	Nov	Dec	Jan	Feb	Mar	Apr	May	Jun	Jul	Aug	Sep
CBP												
CRCL												
FEMA												
FLETC												
I&A												
ICE												
NPPD												
OIG												
OPS												
PRIV												
S&T												
TSA												
USCG												
USCIS												
USSS												
AGENCY OVERALL	0	0	0	0	0	0	0	0	0	0	0	0

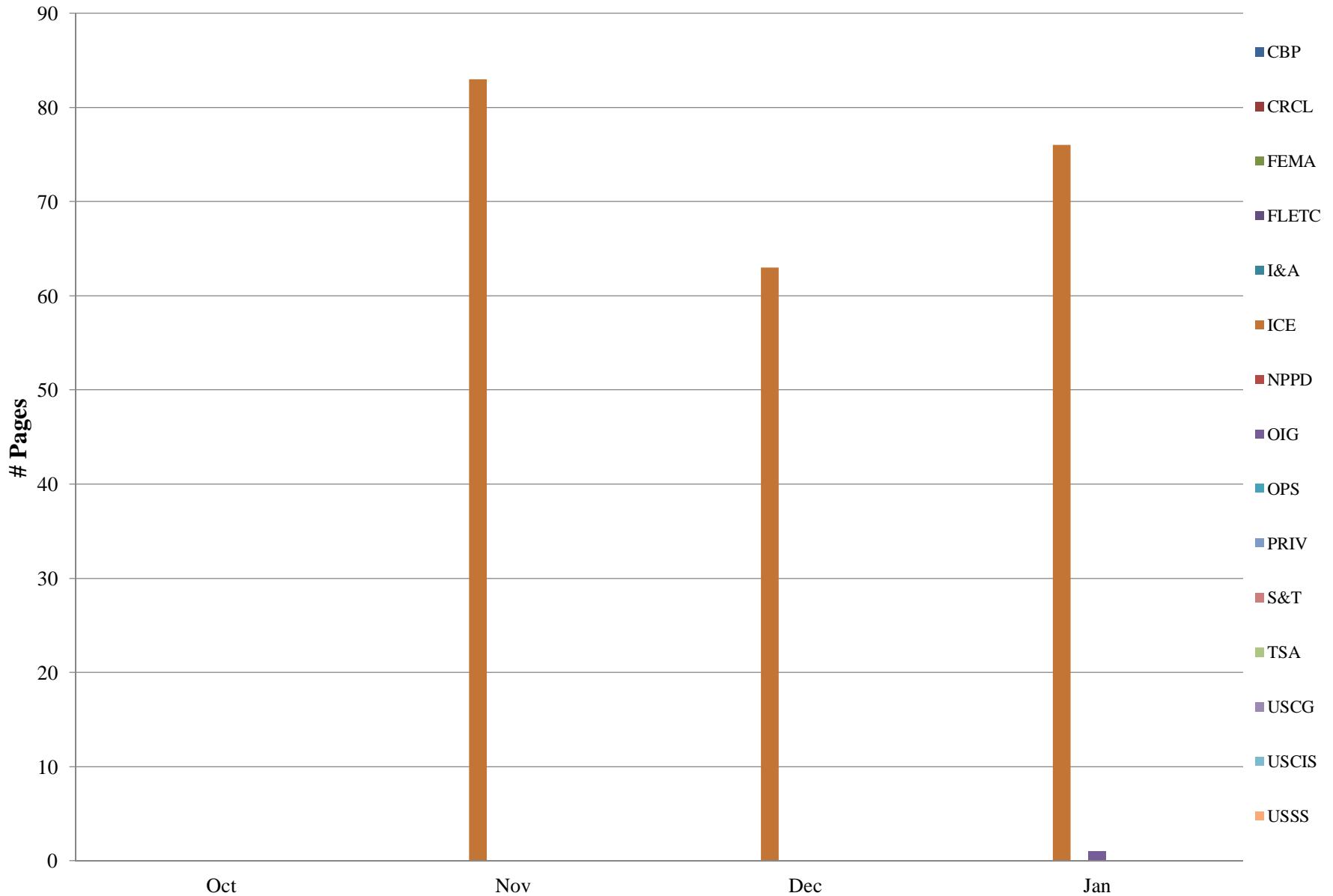
Executed Contracts and Grants (posted immediately after released pursuant to a FOIA request) posted in FOIA Library



**Proactive Disclosures Postings (pgs) - Management Directives and Instructions posted in FOIA Library
(Policies, Handbooks, Official Guidance and Correspondence Records)**

Component	Oct	Nov	Dec	Jan	Feb	Mar	Apr	May	Jun	Jul	Aug	Sep
CBP												
CRCL												
FEMA												
FLETC												
I&A												
ICE		83	63	76								
NPPD												
OIG				1								
OPS												
PRIV												
S&T												
TSA												
USCG												
USCIS												
USSS												
AGENCY OVERALL	0	83	63	77	0	0	0	0	0	0	0	0

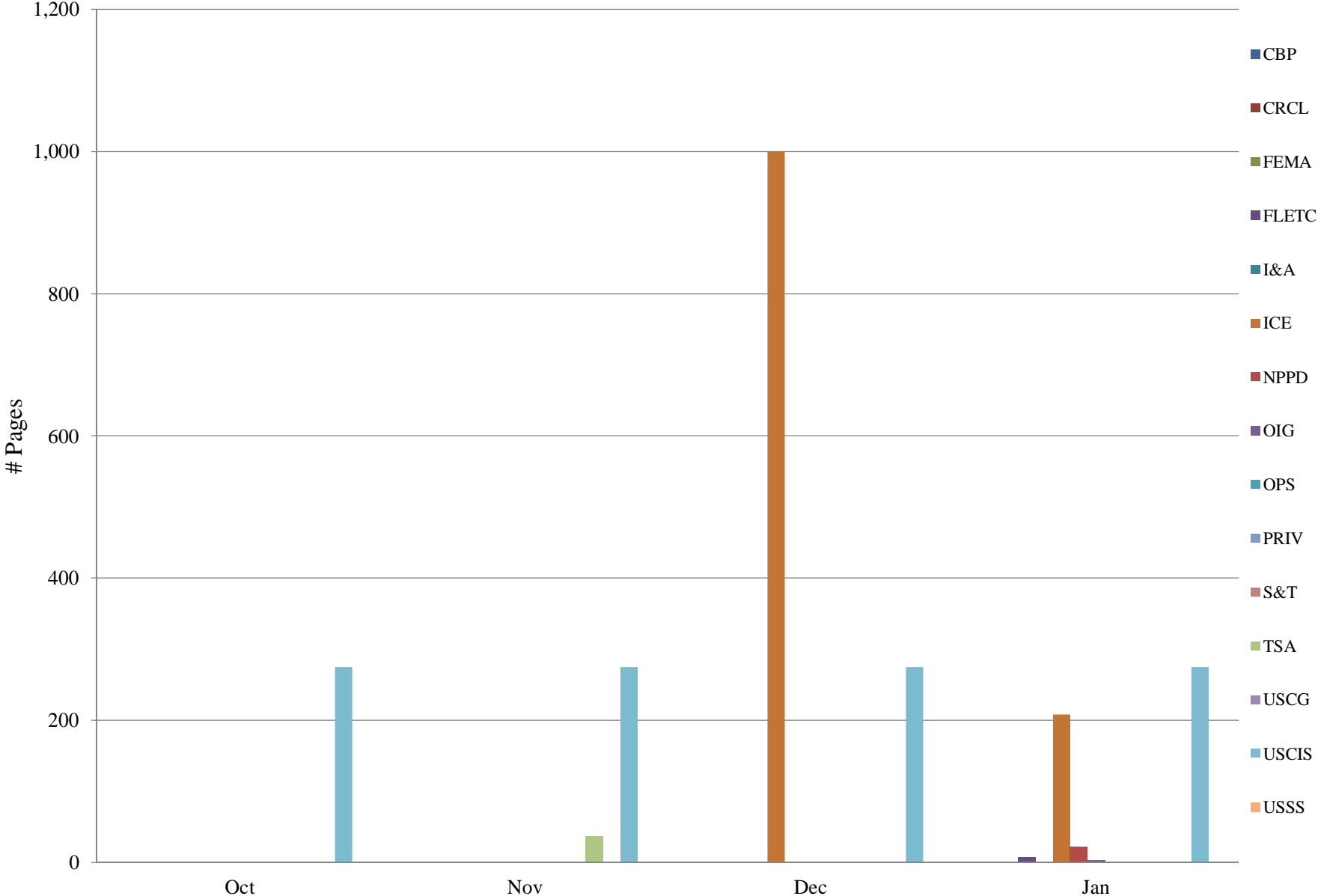
Management Directives and Instructions (Policies, Handbooks, and Official Guidance) posted in FOIA Library



FOIA Logs posted in FOIA Library this FY (Pages)

Component	Oct	Nov	Dec	Jan	Feb	Mar	Apr	May	Jun	Jul	Aug	Sep
CBP												
CRCL												
FEMA												
FLETC				7								
I&A												
ICE			1,000	208								
NPPD				22								
OIG				3								
OPS												
PRIV												
S&T												
TSA		37										
USCG												
USCIS	275	275	275	275								
USSS												
AGENCY OVERALL	275	312	1,275	515	0	0	0	0	0	0	0	0

FOIA Logs posted in FOIA Library this FY



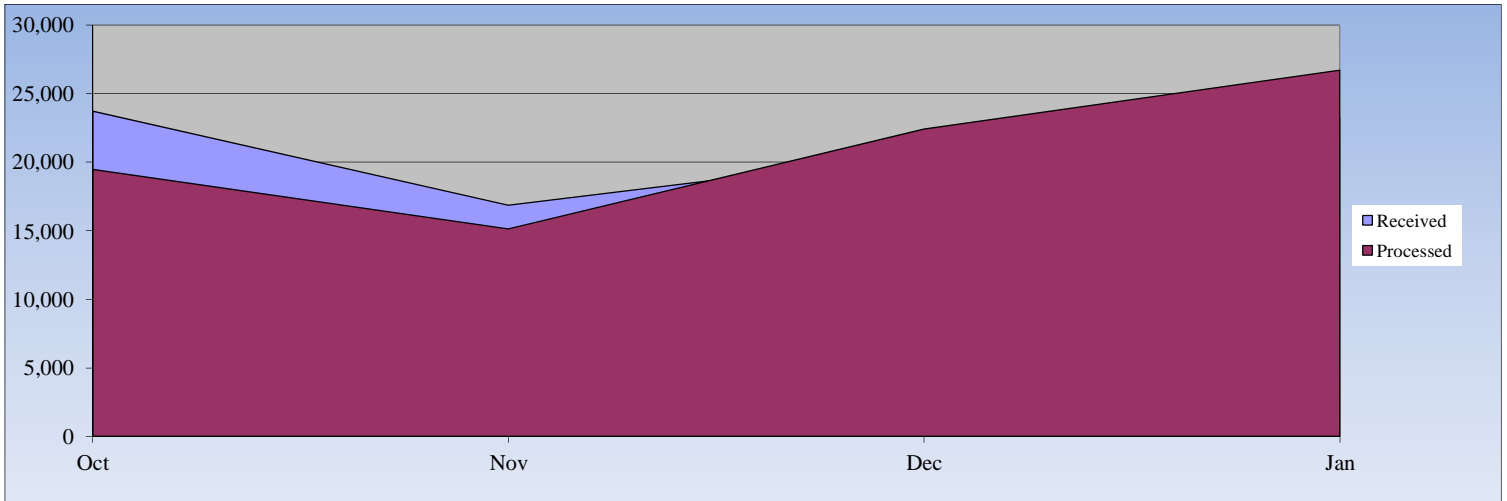
Component	Date Posted	Pages	Document
USCIS	10/21/2014	275	USCIS FOIA Logs - September 2014
USCIS	11/26/2014	275	USCIS FOIA Logs - October 2014
ICE	11/5/2014	25	2014 Sherburne County Jail, Elk River, MN, July 22-24, 2014
ICE	11/5/2014	58	Secure Communities Nationwide Interoperability Statistics- FY 2014
USCIS	12/31/2014	275	USCIS FOIA Logs - November 2014
ICE	12/1/2014	2	2014 Saint Clair County Jail Closeout Report November 4-6, 2014
ICE	12/1/2014	58	Secure Communities Nationwide Interoperability Statistics- YTD FY 2015
ICE	12/22/2014	1	2014 Lincoln County Detention Center Closeout Report December 2-4, 2014
ICE	12/2/2014	2	2014 Albany County Correctional Facility Closeout Report November 18-20, 2014
ICE	12/30/2014	1000	ICE FOIA Logs - November 2013 - March 2014
TSA	11/14/2014	37	FY2014 FOIA Logs
NPPD	1/15/2015	22	FY2014 FOIA Logs
USCIS	1/30/2014	275	USCIS FOIA Logs - December 2014
FLETC	1/23/2015	7	FLETC FOIA Logs - January 2014-December 2014
ICE	1/23/2015	41	2014 Lincoln County Detention Center, Troy, MO, December 2-4, 2014
ICE	1/23/2015	35	2014 Saint Clair County Jail, Port Huron, MI, November 4-6, 2014
ICE	1/27/2015	208	FOIA Logs - April 2014-September 2014

OIG	1/12/2015	1	Congressional Correspondence Logs
OIG	1/12/2015	3	FOIA Logs - October 2014-December 2014

Composite Department of Homeland Security (DHS)

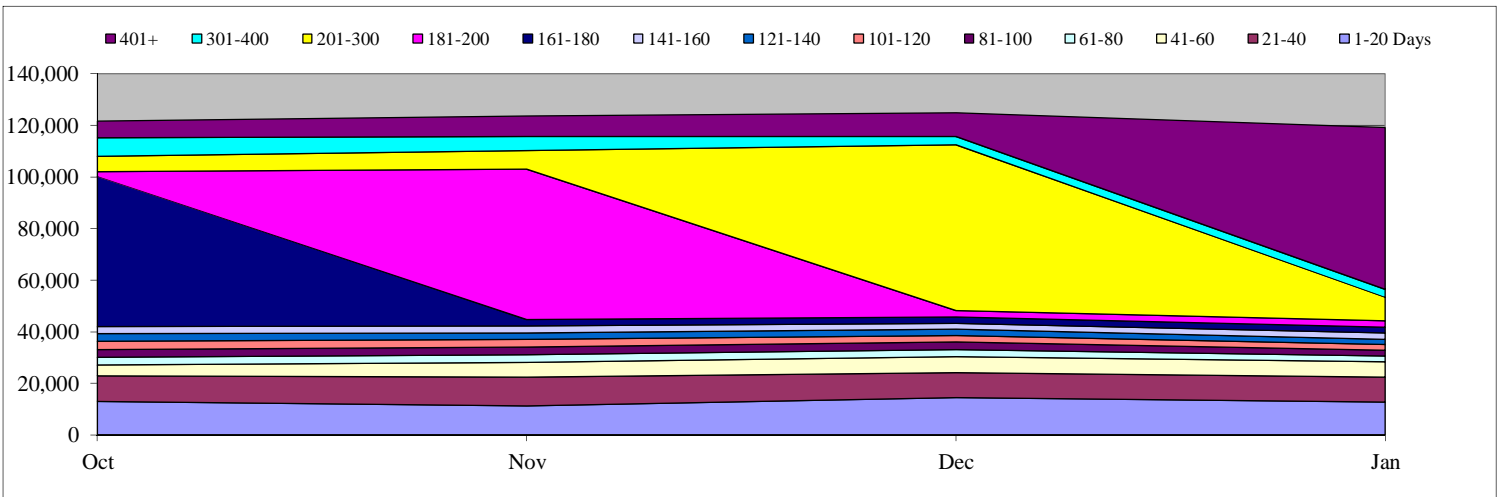
Monthly Production Rates

	Oct	Nov	Dec	Jan	Feb	Mar	Apr	May	June	Jul	Aug	Sep
Received	23,742	16,858	20,536	23,211	0	0	0	0	0	0	0	0
Processed	19,458	15,128	22,406	26,705	0	0	0	0	0	0	0	0



Days Pending for Open Cases

	Oct	Nov	Dec	Jan	Feb	Mar	Apr	May	June	Jul	Aug	Sep
1-20 Days	13,057	11,175	14,401	12,648	0	0	0	0	0	0	0	0
21-40	9,868	11,244	9,842	9,792	0	0	0	0	0	0	0	0
41-60	4,180	5,694	6,077	5,796	0	0	0	0	0	0	0	0
61-80	2,969	2,992	2,841	2,408	0	0	0	0	0	0	0	0
81-100	3,062	2,843	2,879	2,079	0	0	0	0	0	0	0	0
101-120	3,056	3,122	2,410	2,210	0	0	0	0	0	0	0	0
121-140	3,161	2,541	2,471	2,193	0	0	0	0	0	0	0	0
141-160	2,563	2,611	2,269	2,410	0	0	0	0	0	0	0	0
161-180	58,201	2,397	2,514	2,207	0	0	0	0	0	0	0	0
181-200	1,968	58,440	2,417	2,444	0	0	0	0	0	0	0	0
201-300	5,876	7,115	64,336	9,077	0	0	0	0	0	0	0	0
301-400	7,267	5,548	3,253	3,084	0	0	0	0	0	0	0	0
401+	6,379	7,841	9,178	62,750	0	0	0	0	0	0	0	0
Total	121,607	123,563	124,888	119,098	0	0	0	0	0	0	0	0



Privacy Office (PRIV)

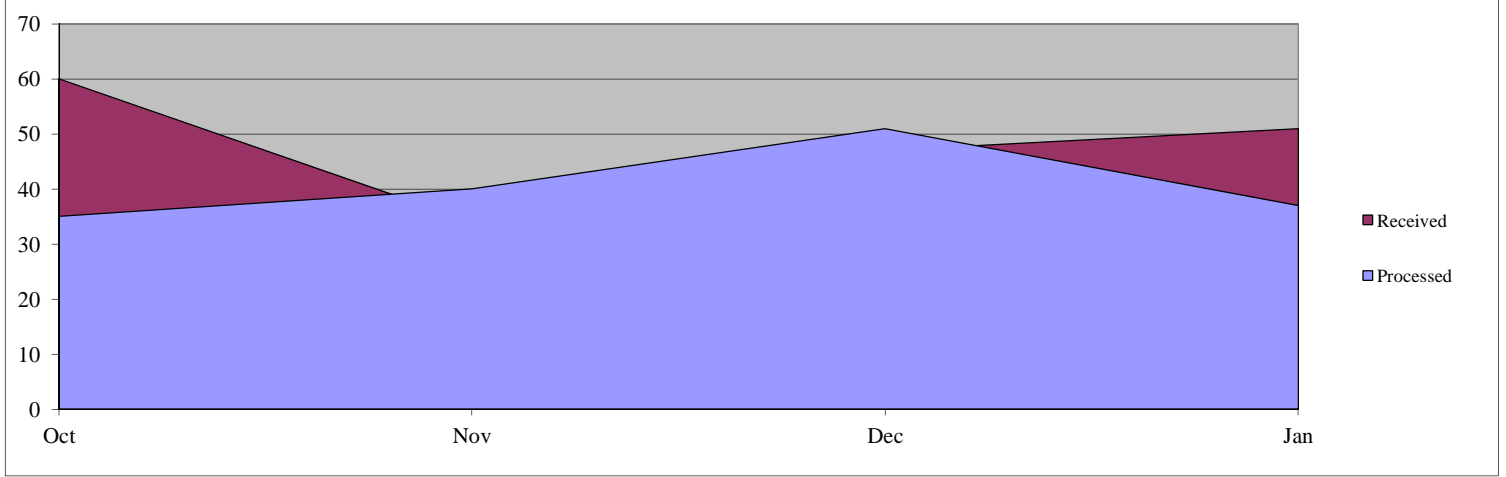
Total Open: 121

Total Received: 192
Total Processed: 163

Backlog: 96

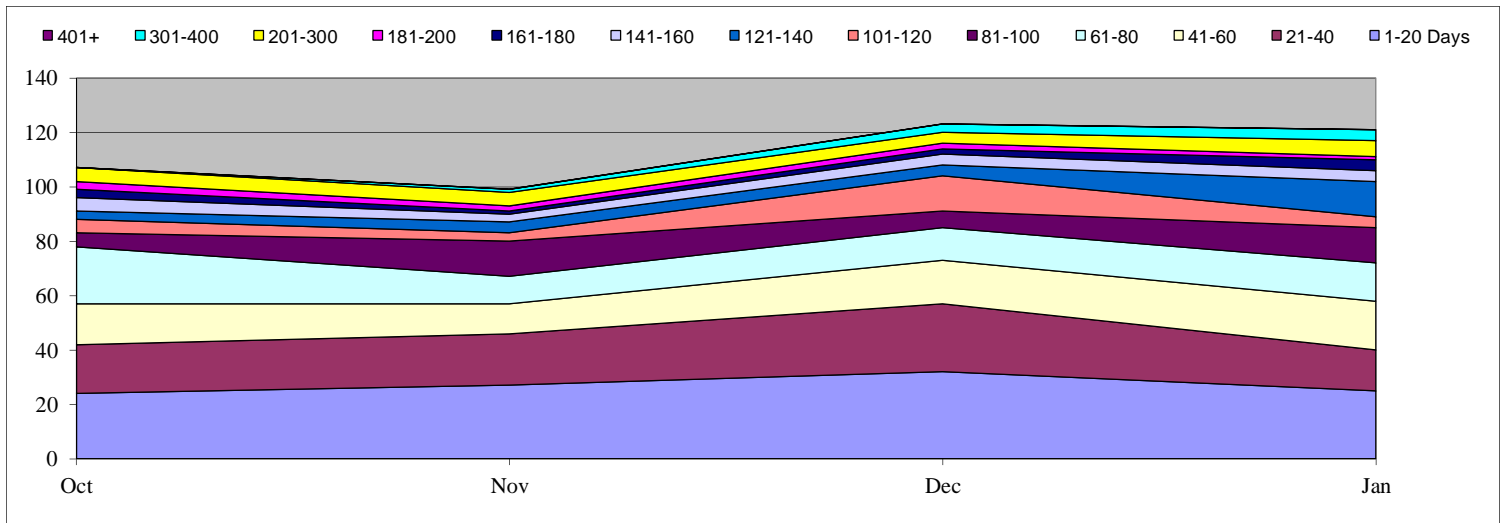
Monthly Production Rates

	Oct	Nov	Dec	Jan	Feb	Mar	Apr	May	June	Jul	Aug	Sep
Received	60	34	47	51								
Processed	35	40	51	37								



Days Pending for Open Cases

	Oct	Nov	Dec	Jan	Feb	Mar	Apr	May	June	Jul	Aug	Sep
1-20 Days	24	27	32	25								
21-40	18	19	25	15								
41-60	15	11	16	18								
61-80	21	10	12	14								
81-100	5	13	6	13								
101-120	5	3	13	4								
121-140	3	4	4	13								
141-160	5	3	4	4								
161-180	3	1	2	4								
181-200	3	2	2	1								
201-300	5	5	4	6								
301-400	0	1	3	4								
401+	0	0	0	0								
Total	107	99	123	121	0	0	0	0	0	0	0	0



Civil Rights and Civil Liberties (CRCL)

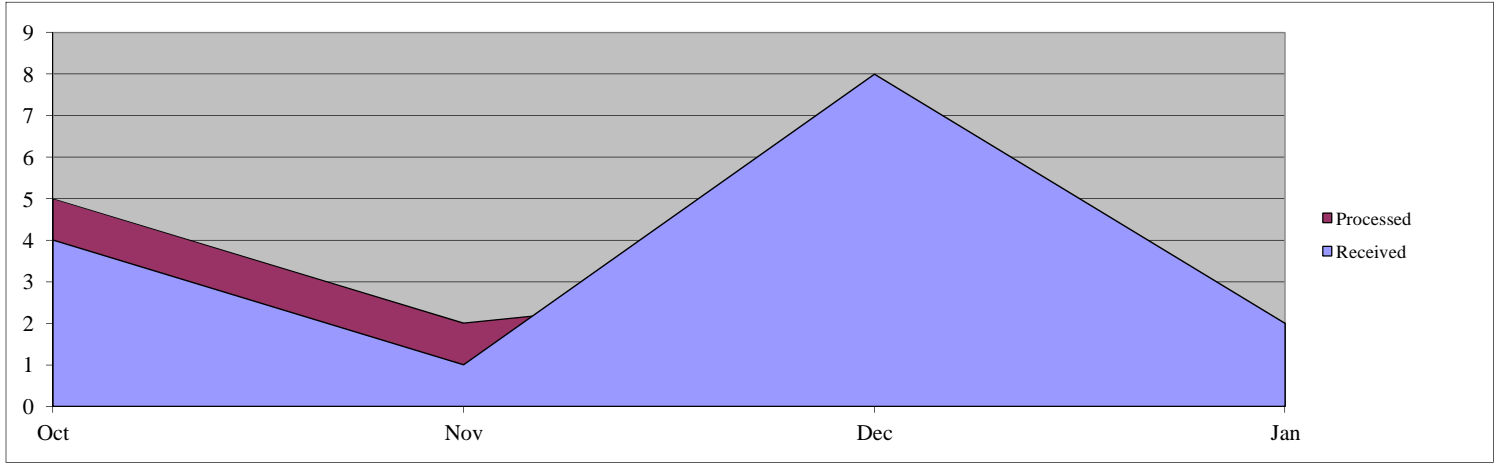
Total Open: 10

Total Received: 15
Total Processed: 12

Backlog: 8

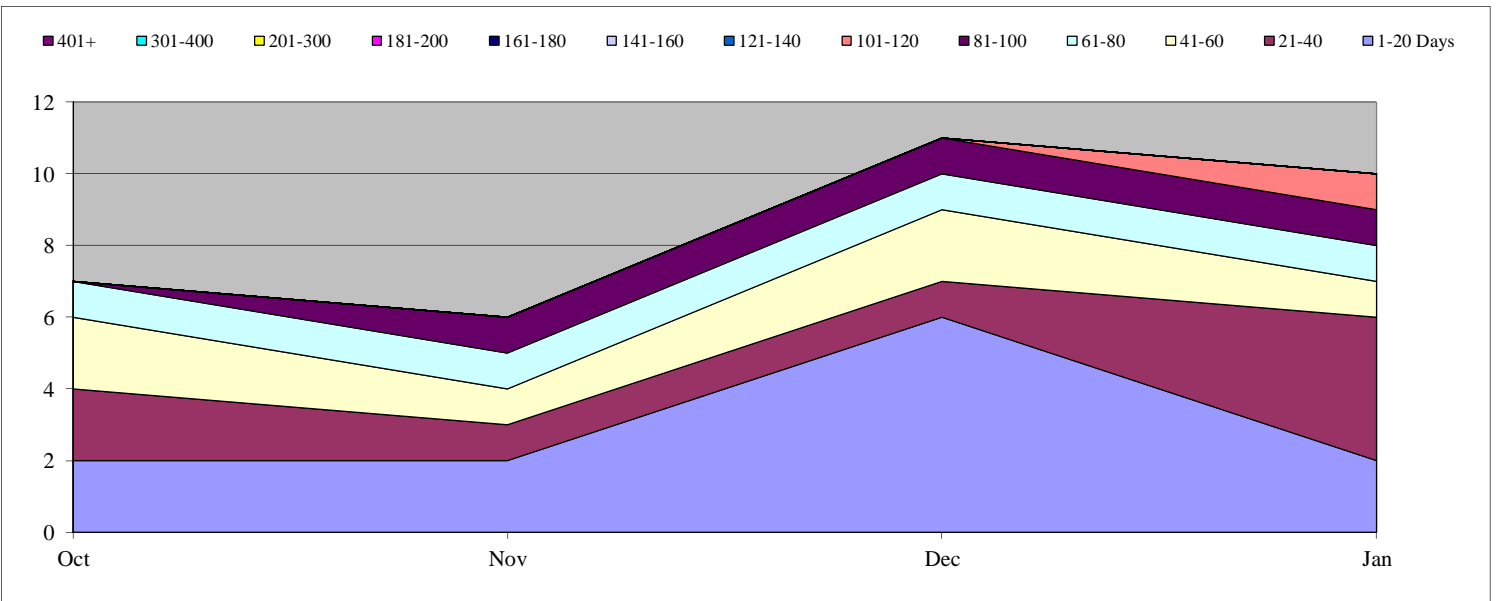
Monthly Production Rates

	Oct	Nov	Dec	Jan	Feb	Mar	Apr	May	June	Jul	Aug	Sep
Received	4	1	8	2								
Processed	5	2	3	2								



Days Pending for Open Cases

	Oct	Nov	Dec	Jan	Feb	Mar	Apr	May	June	Jul	Aug	Sep
1-20 Days	2	2	6	2								
21-40	2	1	1	4								
41-60	2	1	2	1								
61-80	1	1	1	1								
81-100	0	1	1	1								
101-120	0	0	0	1								
121-140	0	0	0	0								
141-160	0	0	0	0								
161-180	0	0	0	0								
181-200	0	0	0	0								
201-300	0	0	0	0								
301-400	0	0	0	0								
401+	0	0	0	0								
Total	7	6	11	10	0	0	0	0	0	0	0	0



National Preparedness Directorate (NPPD)

Total Open: 2,582

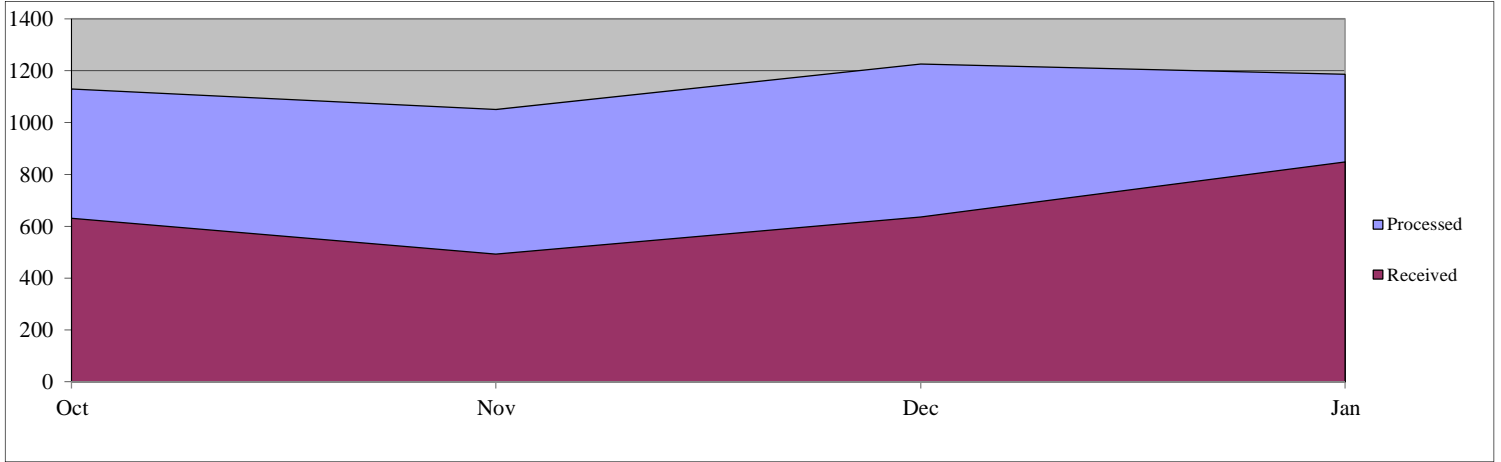
Total Received: 2,605

Backlog: 1,815

Total Processed: 4,590

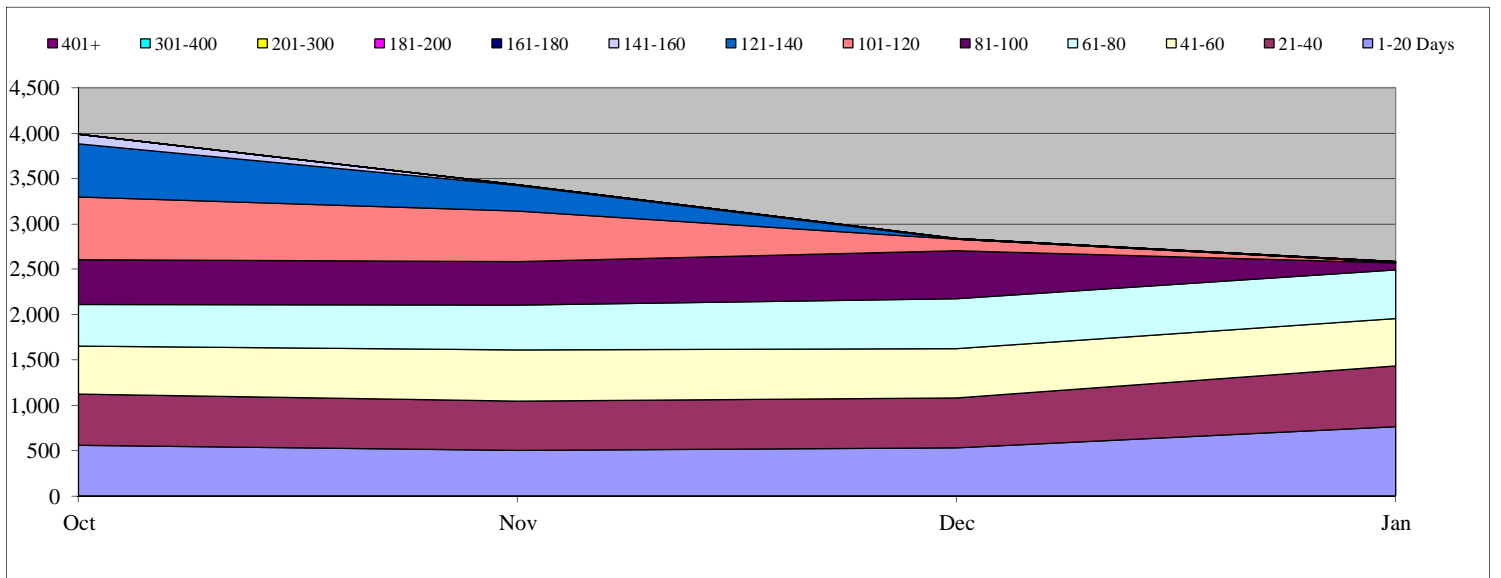
Monthly Production Rates

	Oct	Nov	Dec	Jan	Feb	Mar	Apr	May	June	Jul	Aug	Sep
Received	630	492	635	848								
Processed	1129	1051	1225	1185								



Days Pending for Open Cases

	Oct	Nov	Dec	Jan	Feb	Mar	Apr	May	June	Jul	Aug	Sep
1-20 Days	562	501	532	767								
21-40	565	548	548	667								
41-60	526	565	545	521								
61-80	461	493	551	537								
81-100	492	477	525	79								
101-120	693	556	130	4								
121-140	581	285	0	2								
141-160	106	2	4	1								
161-180	2	0	1	2								
181-200	2	2	0	1								
201-300	0	1	2	1								
301-400	0	0	0	0								
401+	0	0	0	0								
Total	3,990	3,430	2,838	2,582	0	0	0	0	0	0	0	0



Customs and Border Protection (CBP)

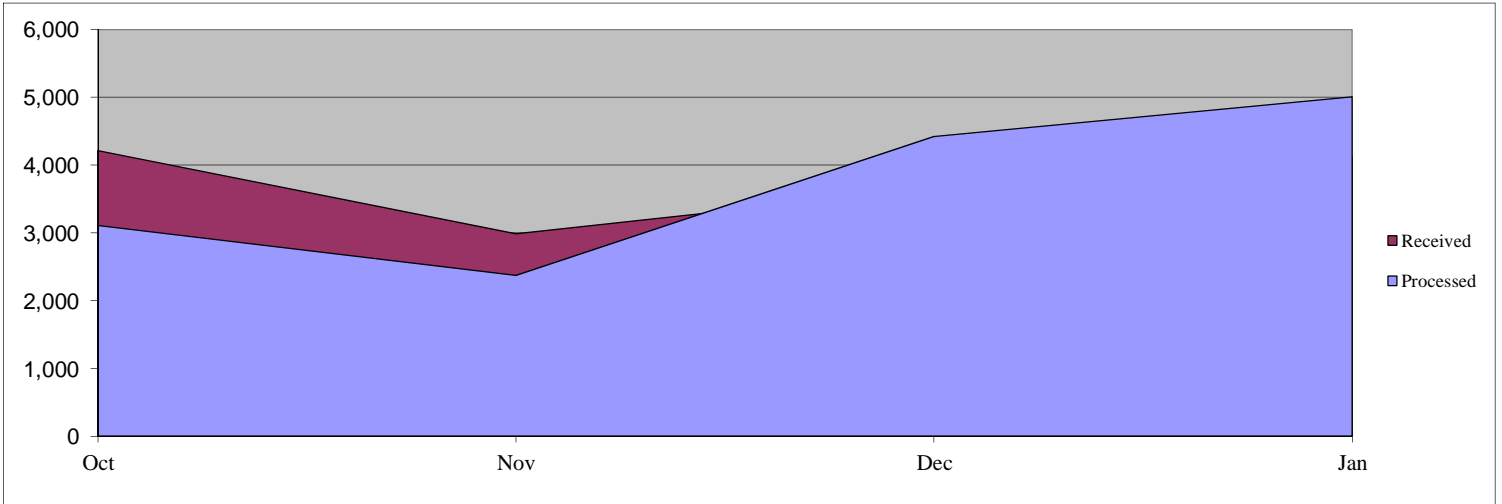
Total Open: 38,071

Total Received: 14,976
Total Processed: 14,914

Backlog: 35,302

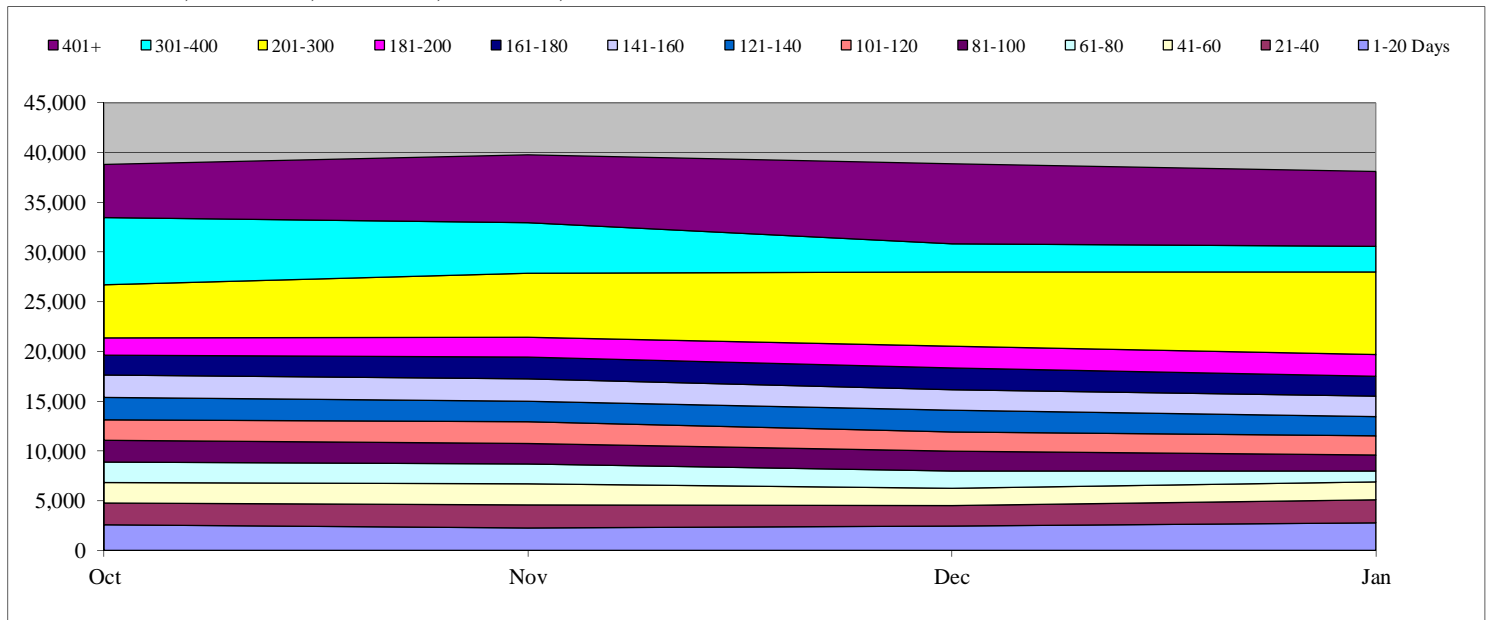
Monthly Production Rates

	Oct	Nov	Dec	Jan	Feb	Mar	Apr	May	June	Jul	Aug	Sep
Received	4,214	2,988	3,658	4,116								
Processed	3,112	2,377	4,419	5,006								



Days Pending for Open Cases

	Oct	Nov	Dec	Jan	Feb	Mar	Apr	May	June	Jul	Aug	Sep
1-20 Days	2,603	2,284	2,435	2,769								
21-40	2,159	2,329	2,054	2,328								
41-60	2,100	2,062	1,744	1,795								
61-80	2,022	2,051	1,745	1,119								
81-100	2,168	2,001	1,986	1,583								
101-120	2,111	2,206	1,977	1,908								
121-140	2,248	2,039	2,134	1,939								
141-160	2,212	2,298	2,055	2,107								
161-180	1,987	2,166	2,205	1,987								
181-200	1,787	1,973	2,194	2,155								
201-300	5,305	6,466	7,489	8,323								
301-400	6,775	5,094	2,813	2,578								
401+	5,340	6,779	8,039	7,480								
Total	38,817	39,748	38,870	38,071	0	0	0	0	0	0	0	0



U.S. Citizenship and Immigration Services (USCIS)

Total Open: 18,335

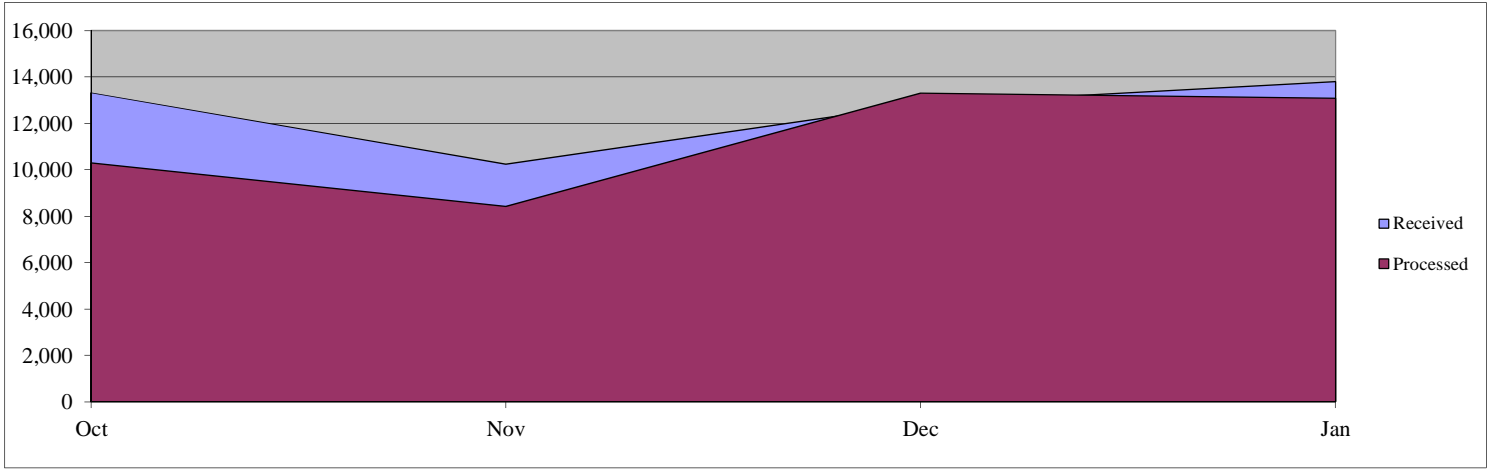
Total Received: 50,189

Backlog: 9,965

Total Processed: 45,111

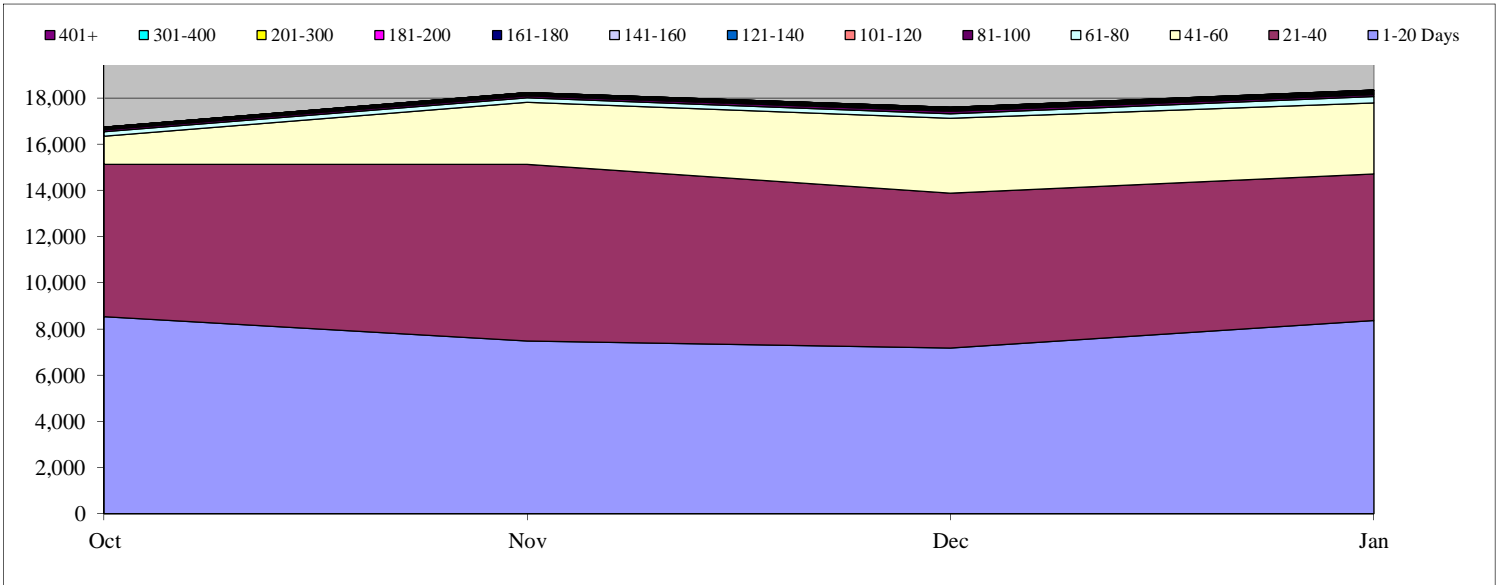
Monthly Production Rates

	Oct	Nov	Dec	Jan	Feb	Mar	Apr	May	June	Jul	Aug	Sep
Received	13,321	10,231	12,835	13,802								
Processed	10,289	8,432	13,300	13,090								



Days Pending for Open Cases

	Oct	Nov	Dec	Jan	Feb	Mar	Apr	May	June	Jul	Aug	Sep
1-20 Days	8,529	7,468	7,167	8,370								
21-40	6,606	7,647	6,718	6,339								
41-60	1,209	2,711	3,238	3,071								
61-80	200	170	202	280								
81-100	69	101	105	82								
101-120	48	44	62	72								
121-140	17	32	34	37								
141-160	30	13	26	23								
161-180	17	23	12	24								
181-200	12	14	15	9								
201-300	3	13	24	27								
301-400	0	0	0	1								
401+	0	0	0	0								
Total	16,740	18,236	17,603	18,335	0	0	0	0	0	0	0	0



U.S. Coast Guard (USCG)

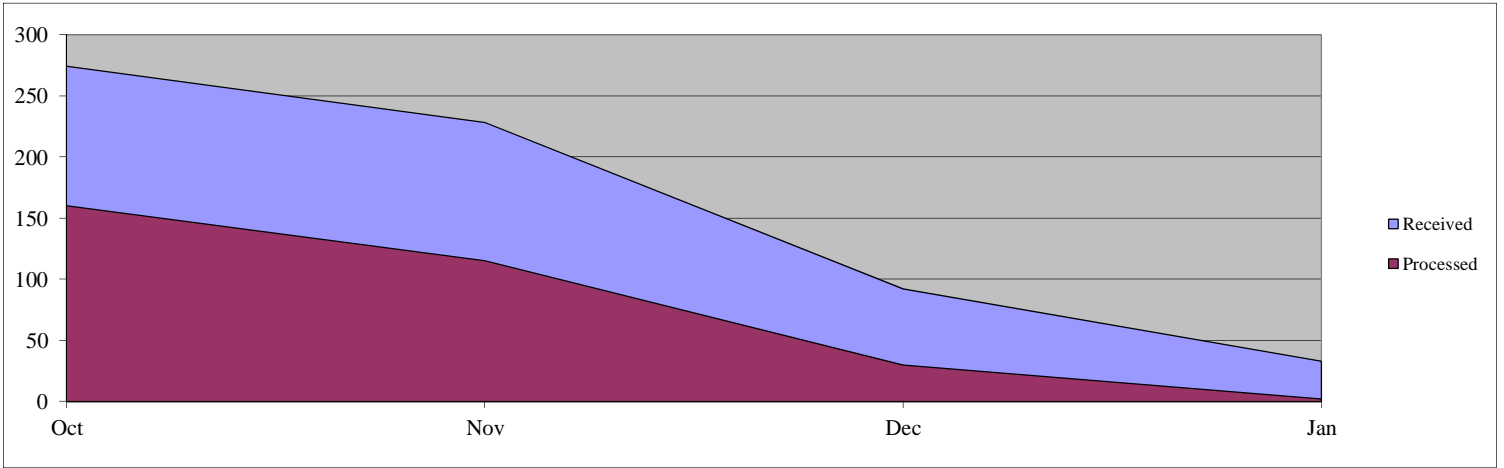
Total Open: 1,781

Total Received: 627
Total Processed: 307

Backlog: 1,748

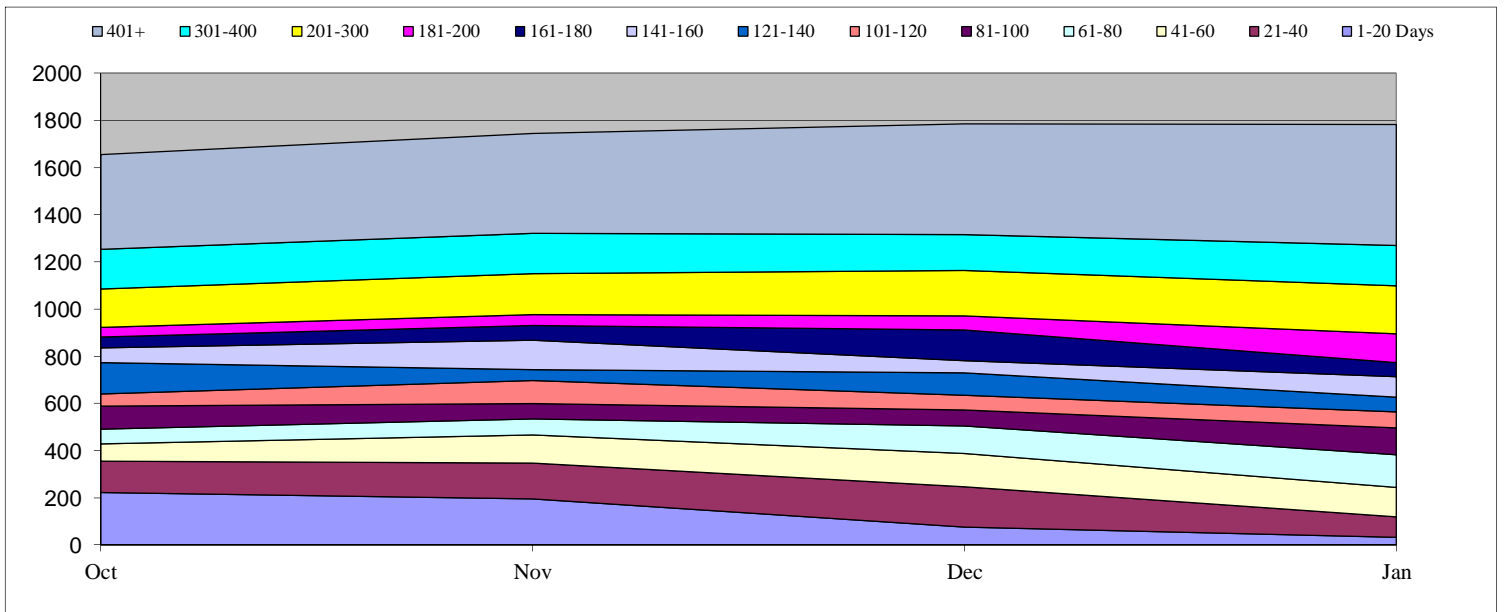
Monthly Production Rates

	Oct	Nov	Dec	Jan	Feb	Mar	Apr	May	June	Jul	Aug	Sep
Received	274	228	92	33								
Processed	160	115	30	2								



Days Pending for Open Cases

	Oct	Nov	Dec	Jan	Feb	Mar	Apr	May	June	Jul	Aug	Sep
1-20 Days	222	196	75	33								
21-40	134	151	171	85								
41-60	73	120	141	126								
61-80	62	66	116	139								
81-100	97	66	70	114								
101-120	53	98	61	67								
121-140	132	45	96	63								
141-160	61	127	50	85								
161-180	47	61	131	60								
181-200	40	47	61	123								
201-300	163	173	192	203								
301-400	169	170	152	171								
401+	403	425	469	512								
Total	1,656	1,745	1,785	1,781	0	0	0	0	0	0	0	0

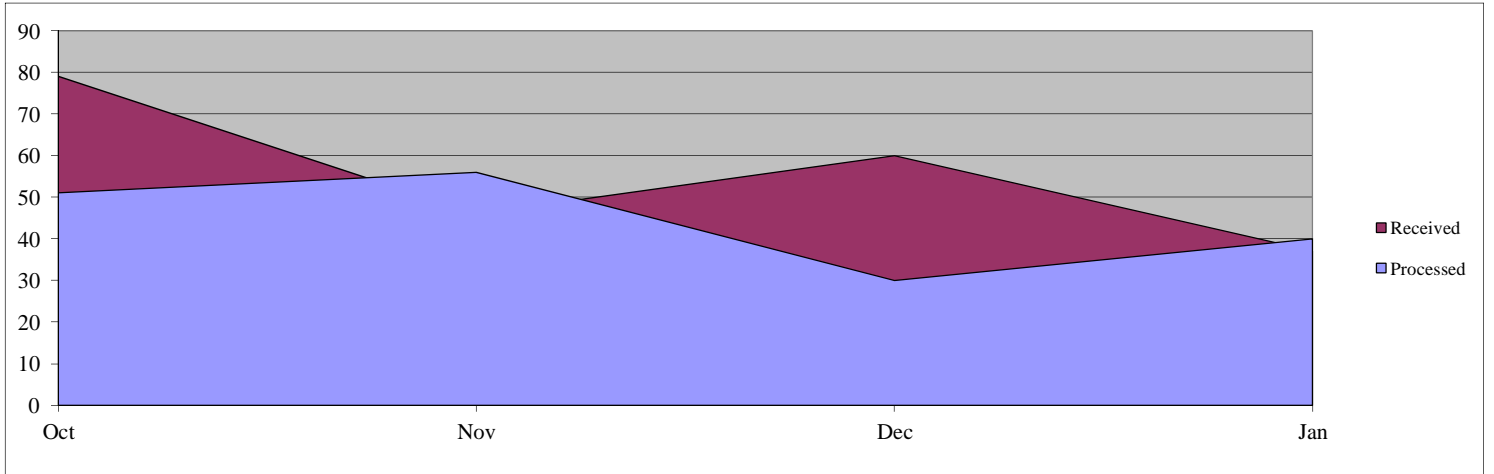


Federal Emergency Management Agency (FEMA)

Total Open: 875 Total Received: 222 Backlog: 838
 Total Processed: 177

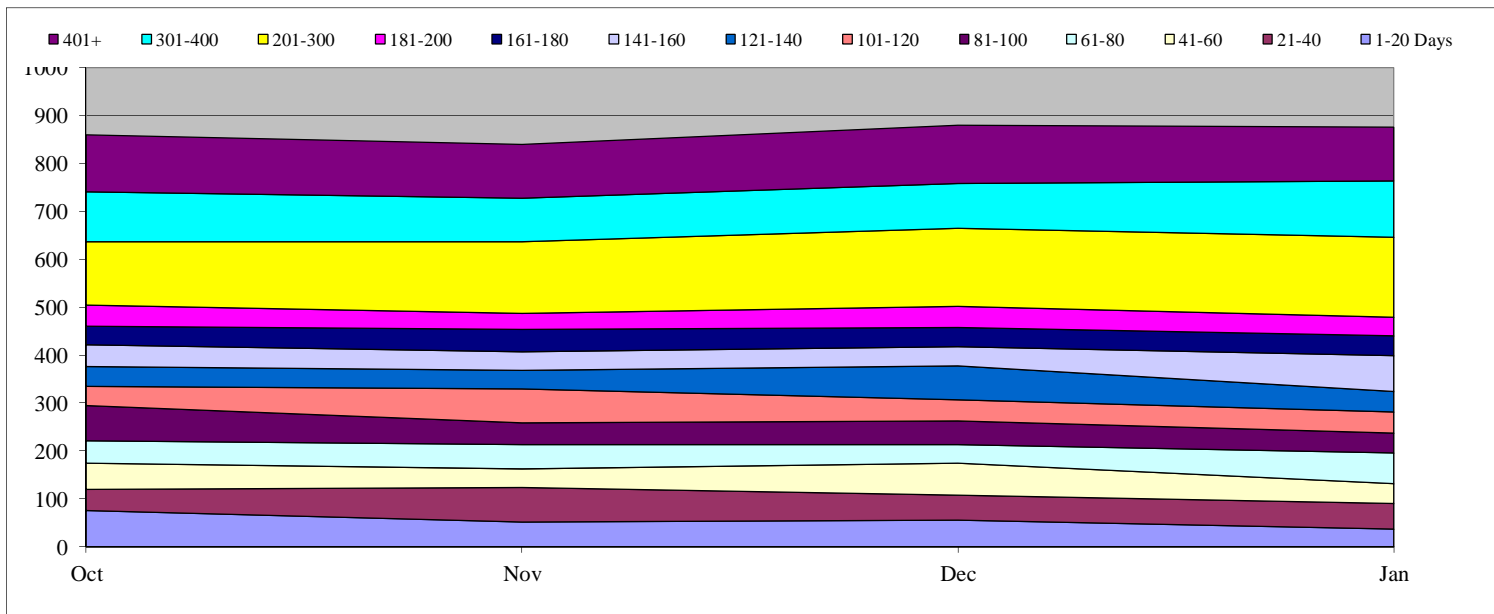
Monthly Production Rates

	Oct	Nov	Dec	Jan	Feb	Mar	Apr	May	June	Jul	Aug	Sep
Received	79	46	60	37								
Processed	51	56	30	40								



Days Pending for Open Cases

	Oct	Nov	Dec	Jan	Feb	Mar	Apr	May	June	Jul	Aug	Sep
1-20 Days	75	51	56	37								
21-40	45	72	51	53								
41-60	54	40	67	41								
61-80	47	50	39	65								
81-100	74	45	50	41								
101-120	40	71	44	44								
121-140	41	39	71	43								
141-160	45	39	40	75								
161-180	39	46	40	41								
181-200	44	34	44	39								
201-300	132	149	163	167								
301-400	105	91	93	117								
401+	118	112	122	112								
Total	859	839	880	875	0	0	0	0	0	0	0	0



Federal Law Enforcement Training Center (FLETC)

Total Open: 8

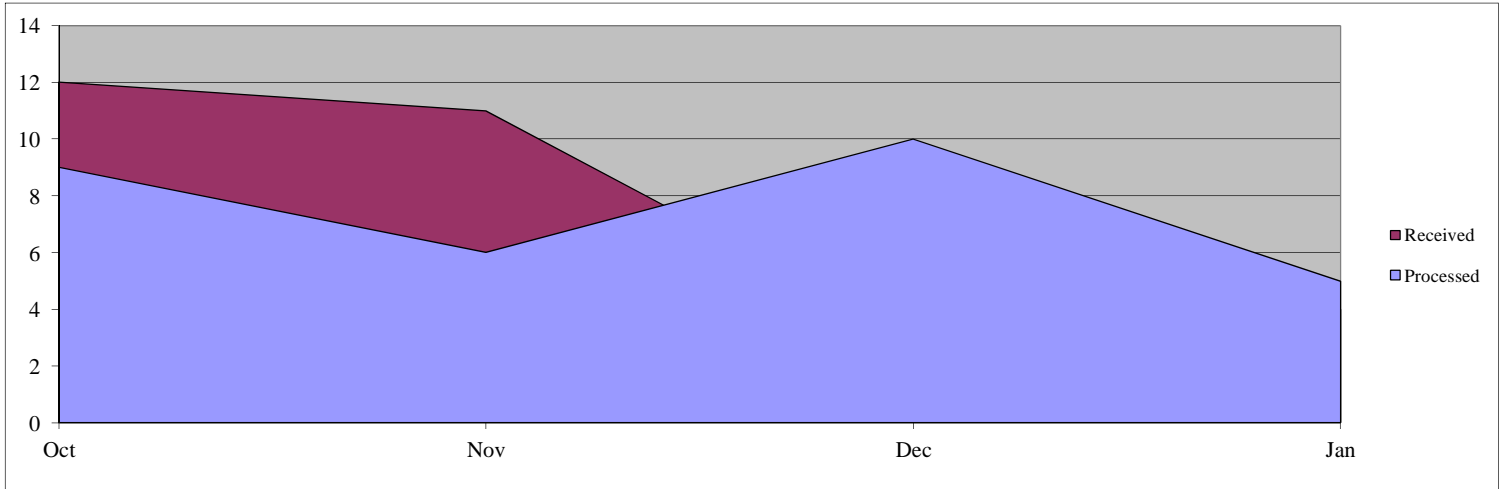
Total Received: 30

Backlog: 6

Total Processed: 30

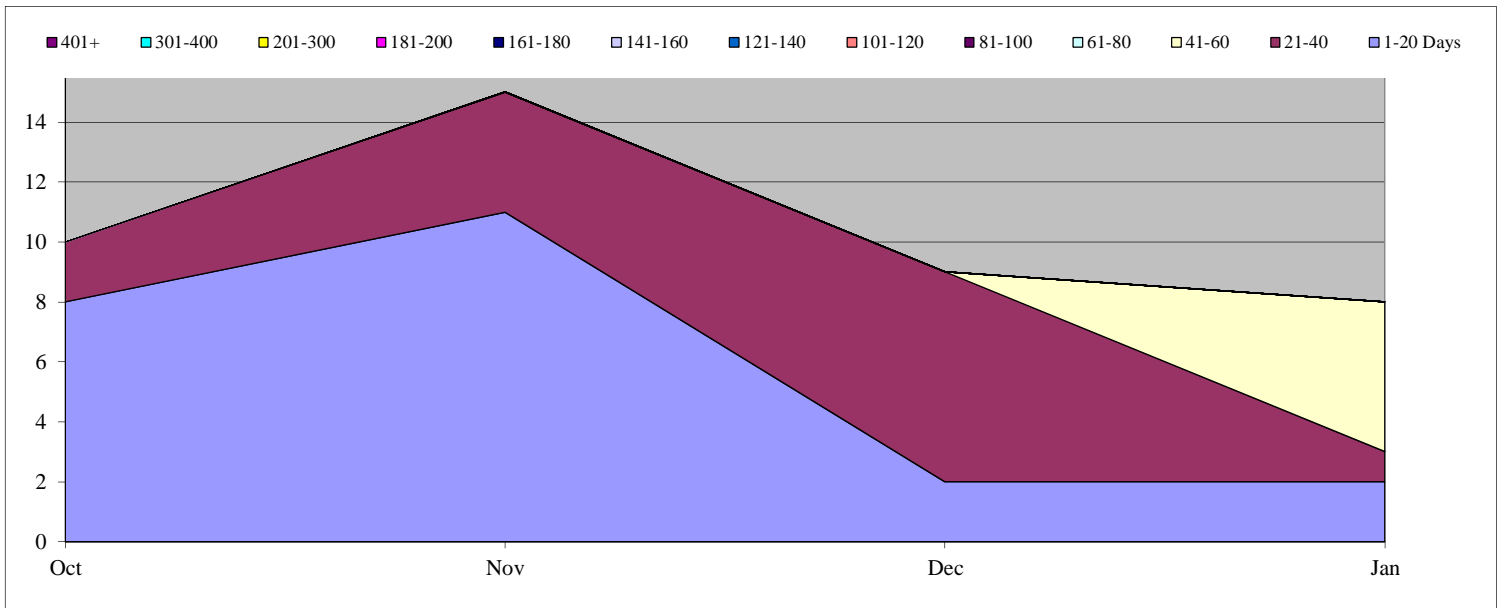
Monthly Production Rates

	Oct	Nov	Dec	Jan	Feb	Mar	Apr	May	June	Jul	Aug	Sep
Received	12	11	3	4								
Processed	9	6	10	5								



Days Pending for Open Cases

	Oct	Nov	Dec	Jan	Feb	Mar	Apr	May	June	Jul	Aug	Sep
1-20 Days	8	11	2	2								
21-40	2	4	7	1								
41-60	0	0	0	5								
61-80	0	0	0	0								
81-100	0	0	0	0								
101-120	0	0	0	0								
121-140	0	0	0	0								
141-160	0	0	0	0								
161-180	0	0	0	0								
181-200	0	0	0	0								
201-300	0	0	0	0								
301-400	0	0	0	0								
401+	0	0	0	0								
Total	10	15	9	8	0	0	0	0	0	0	0	0



Immigration and Customs Enforcement (ICE)

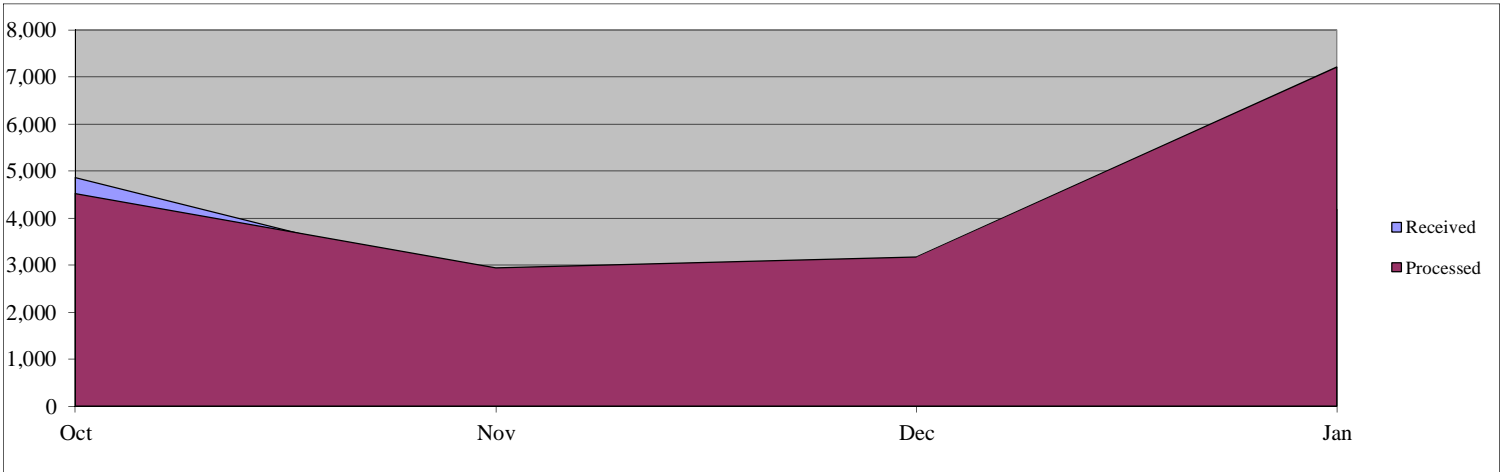
Total Open: 55,261

Total Received: 14,721
Total Processed: 17,863

Backlog: 54,732

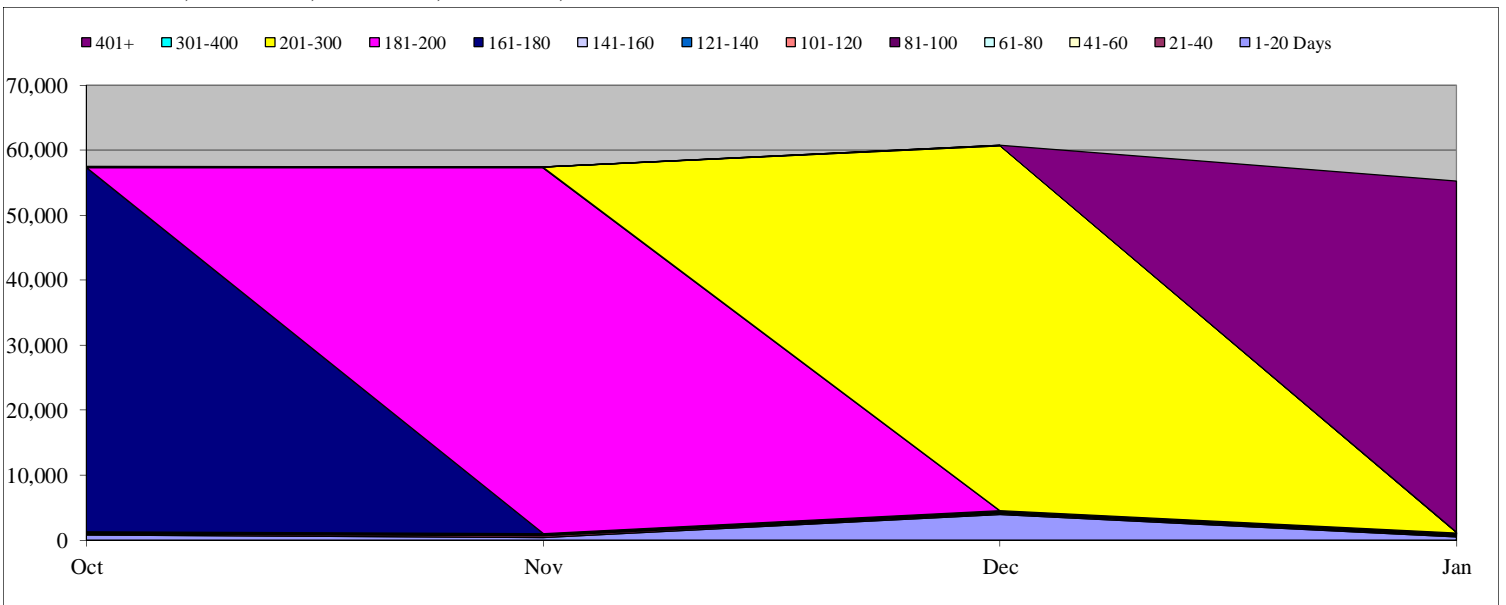
Monthly Production Rates

	Oct	Nov	Dec	Jan	Feb	Mar	Apr	May	June	Jul	Aug	Sep
Received	4,860	2,636	3,042	4,183								
Processed	4,525	2,944	3,182	7,212								



Days Pending for Open Cases

	Oct	Nov	Dec	Jan	Feb	Mar	Apr	May	June	Jul	Aug	Sep
1-20 Days	781	435	3,965	529								
21-40	220	283	120	191								
41-60	102	81	143	87								
61-80	68	60	85	78								
81-100	44	55	48	94								
101-120	30	39	47	27								
121-140	42	24	36	22								
141-160	29	35	22	28								
161-180	56,017	25	33	21								
181-200	19	56,278	21	26								
201-300	59	69	56,181	52								
301-400	43	11	16	28								
401+	6	8	8	54,078								
Total	57,460	57,403	60,725	55,261	0	0	0	0	0	0	0	0

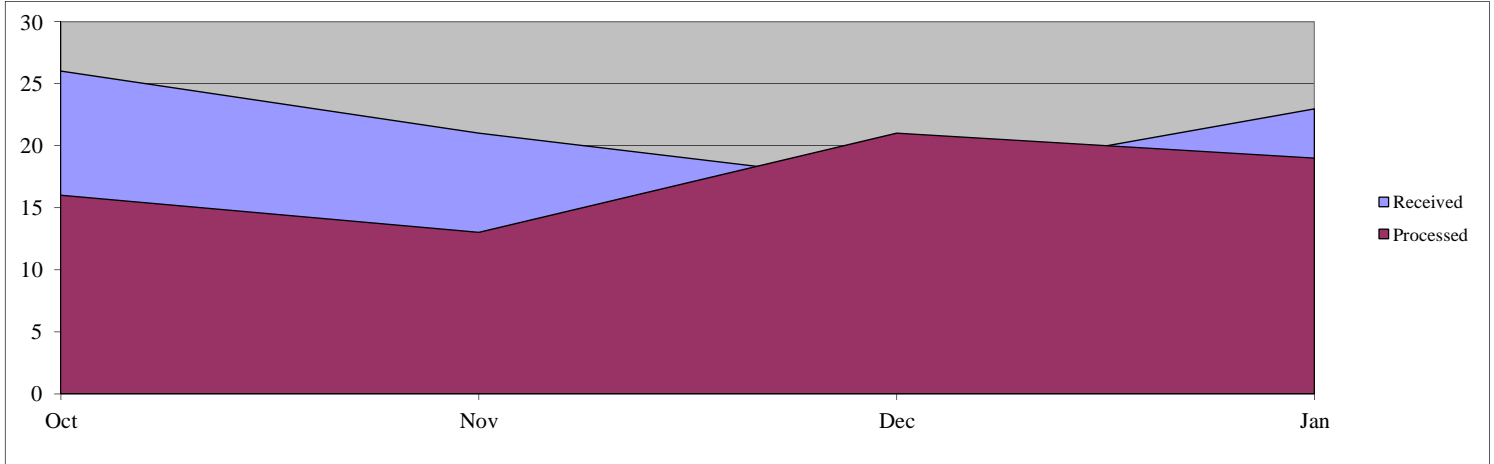


Office of the Inspector General (OIG)

Total Open: 81 Total Received: 87 Backlog: 66
 Total Processed: 69

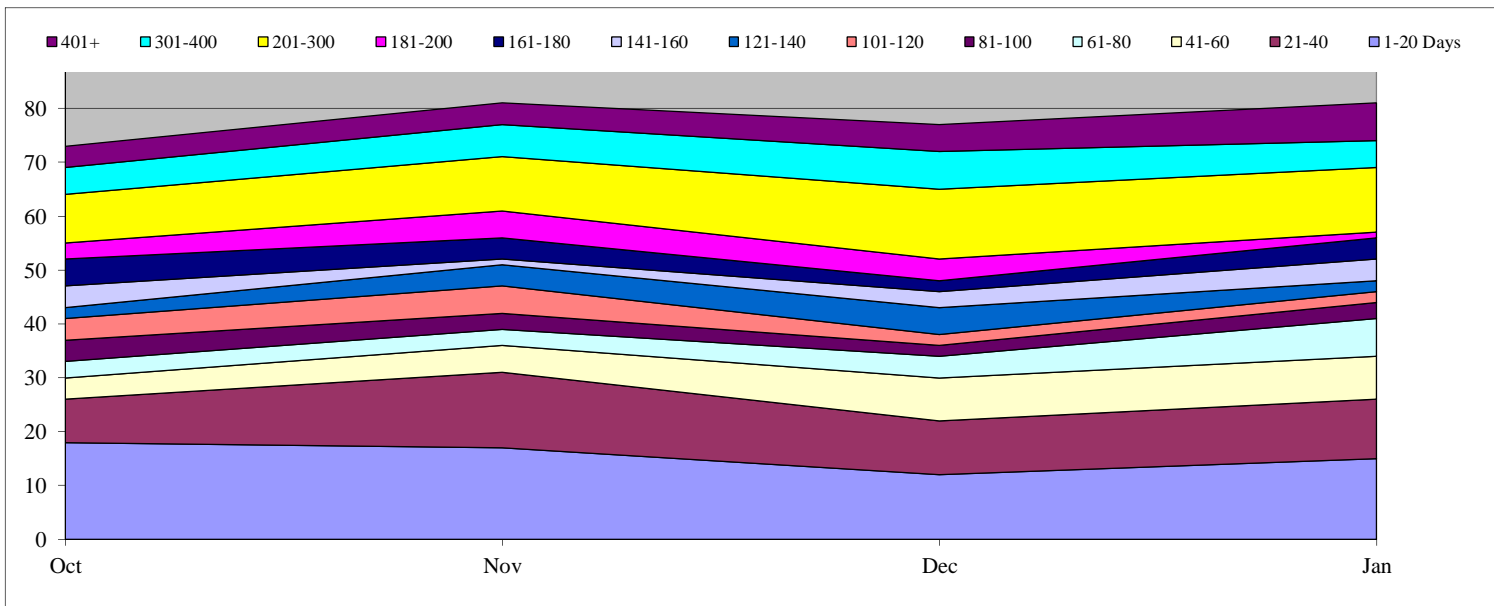
Monthly Production Rates

	Oct	Nov	Dec	Jan	Feb	Mar	Apr	May	June	Jul	Aug	Sep
Received	26	21	17	23								
Processed	16	13	21	19								



Days Pending for Open Cases

	Oct	Nov	Dec	Jan	Feb	Mar	Apr	May	June	Jul	Aug	Sep
1-20 Days	18	17	12	15								
21-40	8	14	10	11								
41-60	4	5	8	8								
61-80	3	3	4	7								
81-100	4	3	2	3								
101-120	4	5	2	2								
121-140	2	4	5	2								
141-160	4	1	3	4								
161-180	5	4	2	4								
181-200	3	5	4	1								
201-300	9	10	13	12								
301-400	5	6	7	5								
401+	4	4	5	7								
Total	73	81	77	81	0	0	0	0	0	0	0	0



Office of Intelligence and Analysis (I&A)

Total Open: 26

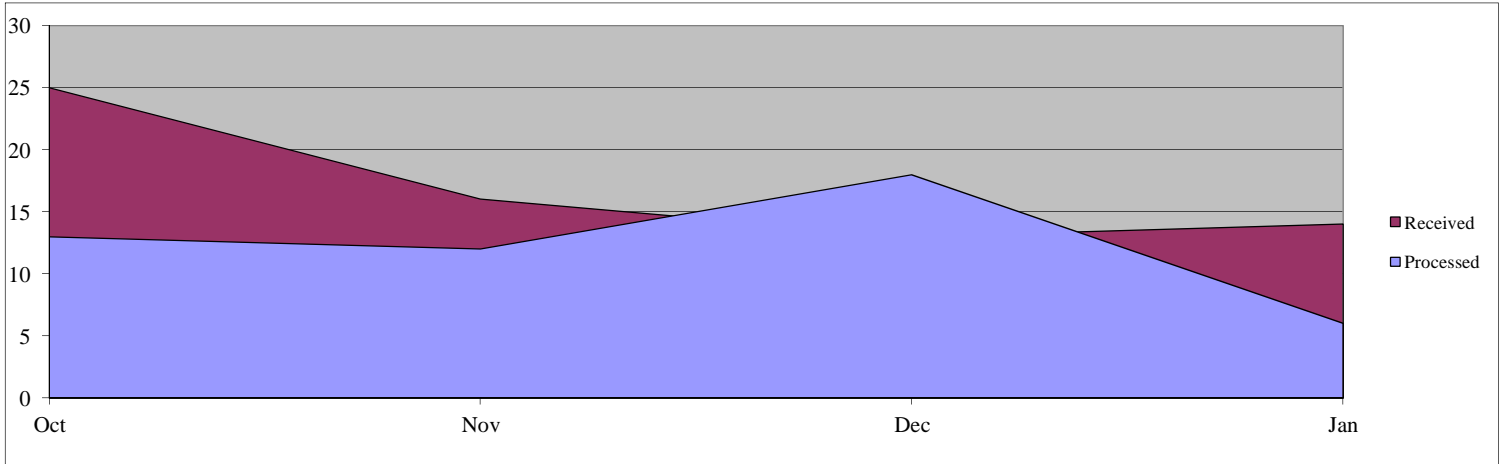
Total Received: 68

Backlog: 19

Total Processed: 49

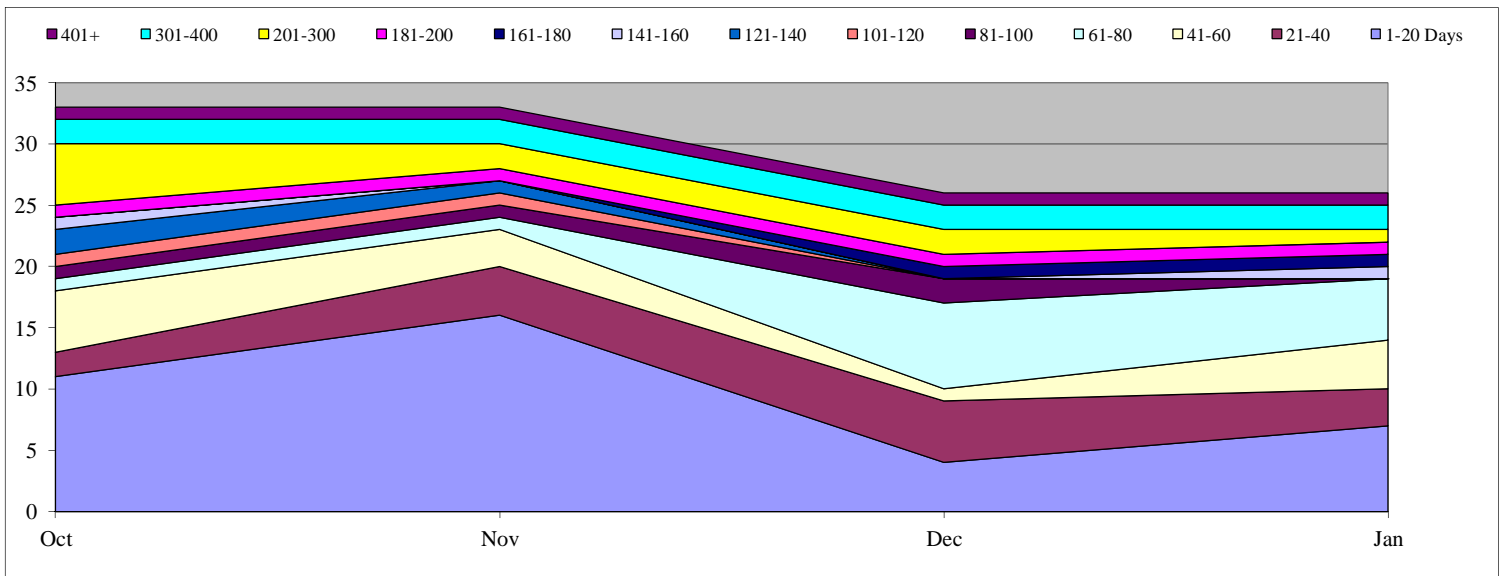
Monthly Production Rates

	Oct	Nov	Dec	Jan	Feb	Mar	Apr	May	June	Jul	Aug	Sep
Received	25	16	13	14								
Processed	13	12	18	6								



Days Pending for Open Cases

	Oct	Nov	Dec	Jan	Feb	Mar	Apr	May	June	Jul	Aug	Sep
1-20 Days	11	16	4	7								
21-40	2	4	5	3								
41-60	5	3	1	4								
61-80	1	1	7	5								
81-100	1	1	2	0								
101-120	1	1	0	0								
121-140	2	1	0	0								
141-160	1	0	0	1								
161-180	0	0	1	1								
181-200	1	1	1	1								
201-300	5	2	2	1								
301-400	2	2	2	2								
401+	1	1	1	1								
Total	33	33	26	26	0	0	0	0	0	0	0	0

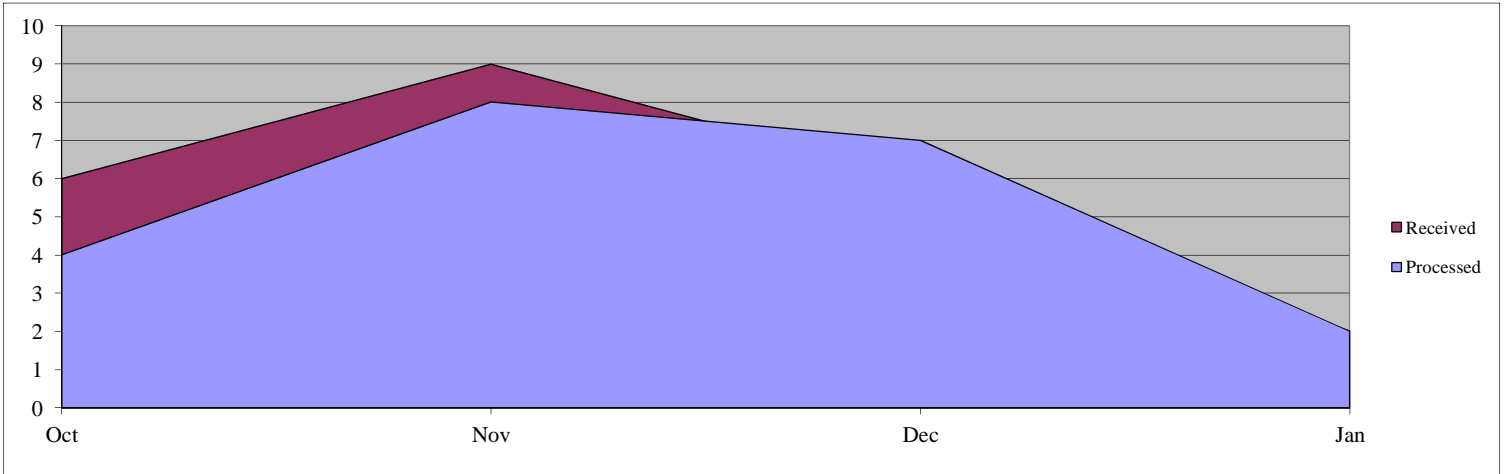


Operations Directorate (OPS)

Total Open: 0 Total Received: 23 Backlog: 0
 Total Processed: 21

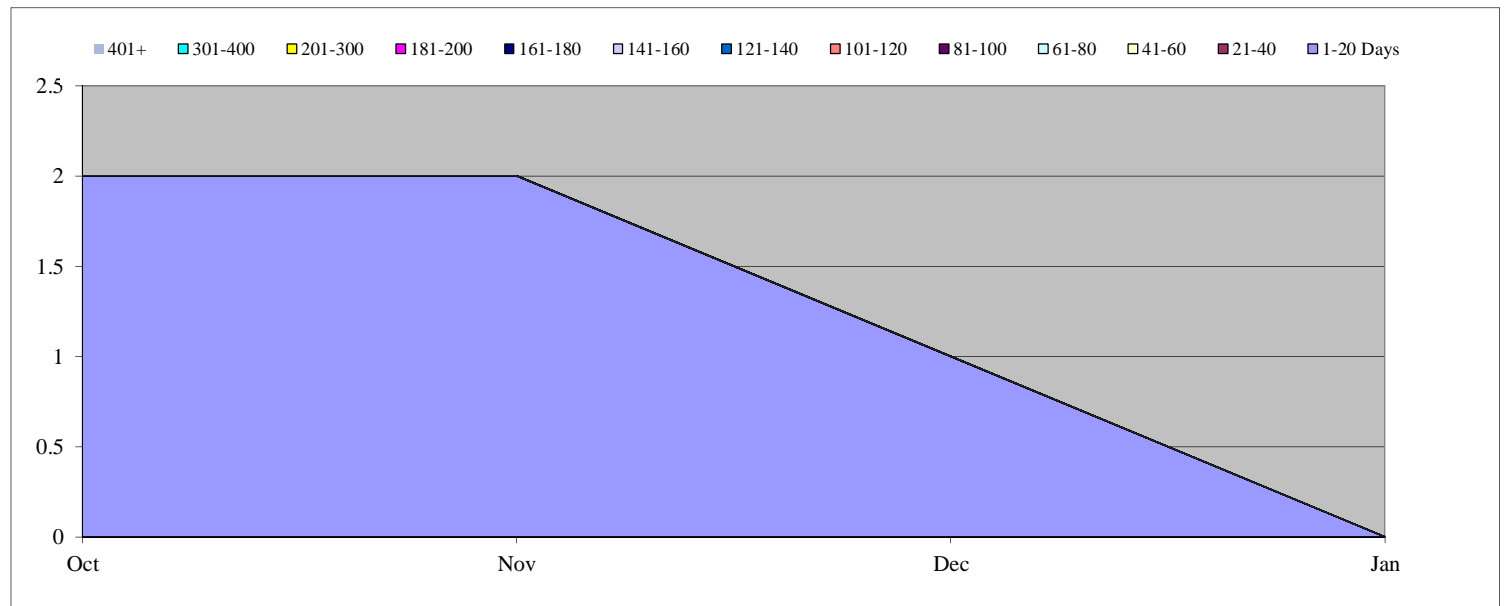
Monthly Production Rates

	Oct	Nov	Dec	Jan	Feb	Mar	Apr	May	June	Jul	Aug	Sep
Received	6	9	6	2								
Processed	4	8	7	2								



Days Pending for Open Cases

	Oct	Nov	Dec	Jan	Feb	Mar	Apr	May	June	Jul	Aug	Sep
1-20 Days	2	2	1	0								
21-40	0	0	0	0								
41-60	0	0	0	0								
61-80	0	0	0	0								
81-100	0	0	0	0								
101-120	0	0	0	0								
121-140	0	0	0	0								
141-160	0	0	0	0								
161-180	0	0	0	0								
181-200	0	0	0	0								
201-300	0	0	0	0								
301-400	0	0	0	0								
401+	0	0	0	0								
Total	2	2	1	0	0	0	0	0	0	0	0	0

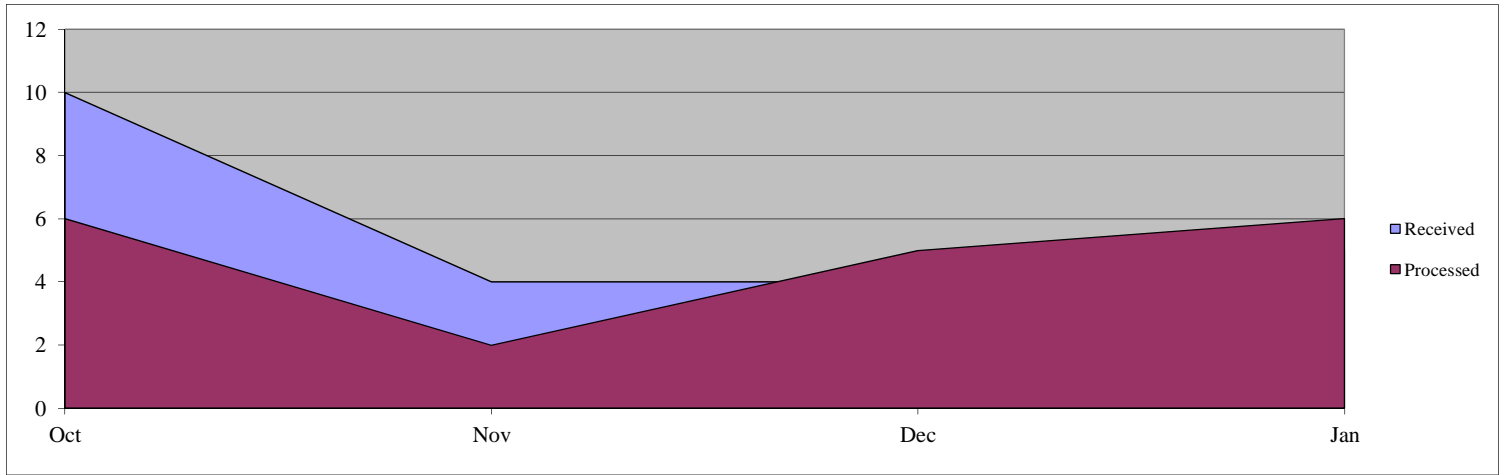


Science and Technology Directorate (S&T)

Total Open: 5 Total Received: 23 Backlog: 3
 Total Processed: 19

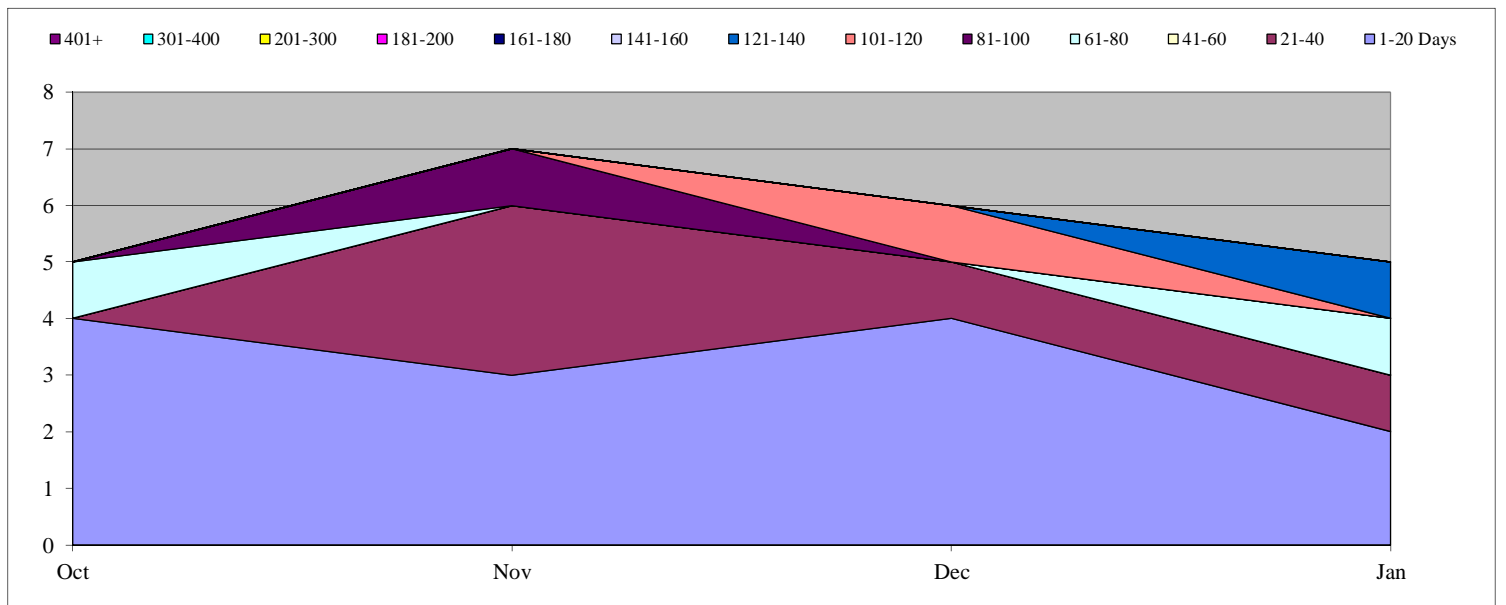
Monthly Production Rates

	Oct	Nov	Dec	Jan	Feb	Mar	Apr	May	June	Jul	Aug	Sep
Received	10	4	4	5								
Processed	6	2	5	6								



Days Pending for Open Cases

	Oct	Nov	Dec	Jan	Feb	Mar	Apr	May	June	Jul	Aug	Sep
1-20 Days	4	3	4	2								
21-40	0	3	1	1								
41-60	0	0	0	0								
61-80	1	0	0	1								
81-100	0	1	0	0								
101-120	0	0	1	0								
121-140	0	0	0	1								
141-160	0	0	0	0								
161-180	0	0	0	0								
181-200	0	0	0	0								
201-300	0	0	0	0								
301-400	0	0	0	0								
401+	0	0	0	0								
Total	5	7	6	5	0	0	0	0	0	0	0	0



U.S. Secret Service (USSS)

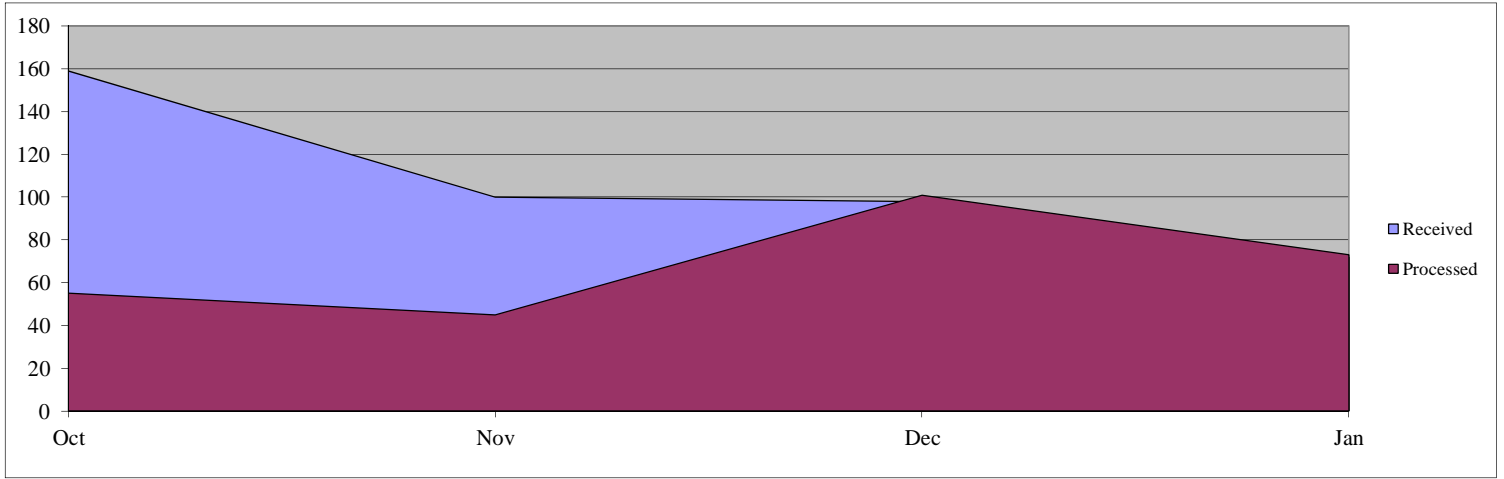
Total Open: 922

Total Received: 429
Total Processed: 274

Backlog: 851

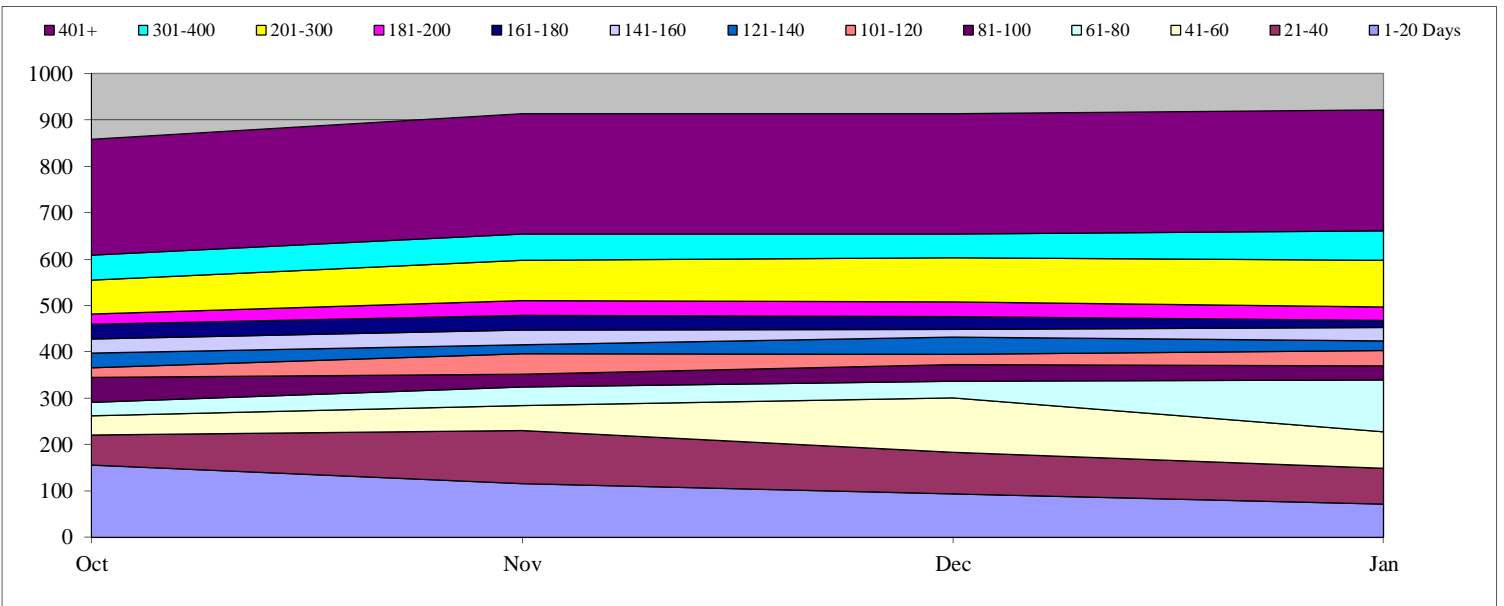
Monthly Production Rates

	Oct	Nov	Dec	Jan	Feb	Mar	Apr	May	June	Jul	Aug	Sep
Received	159	100	98	72								
Processed	55	45	101	73								



Days Pending for Open Cases

	Oct	Nov	Dec	Jan	Feb	Mar	Apr	May	June	Jul	Aug	Sep
1-20 Days	156	116	94	71								
21-40	65	114	89	78								
41-60	41	54	117	78								
61-80	29	40	36	112								
81-100	53	27	36	30								
101-120	22	45	23	33								
121-140	31	19	37	22								
141-160	31	32	16	28								
161-180	31	32	28	15								
181-200	23	31	32	29								
201-300	73	87	95	102								
301-400	54	57	51	63								
401+	250	259	260	261								
Total	859	913	914	922	0	0	0	0	0	0	0	0



Transportation Security Administration (TSA)

Total Open: 1020

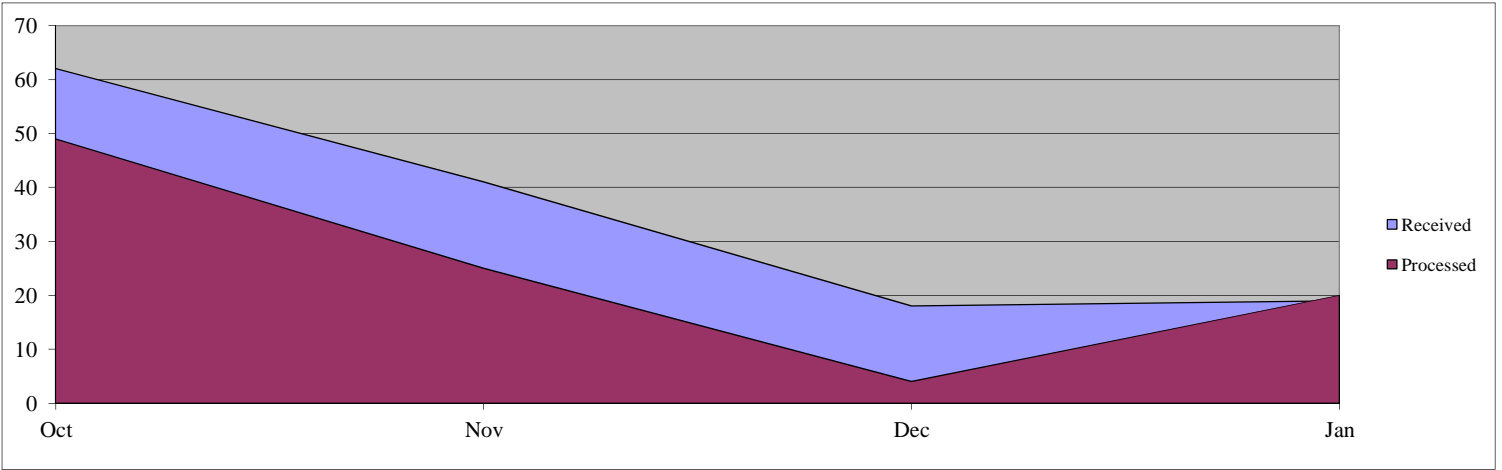
Total Received: 140

Backlog: 1001

Total Processed: 98

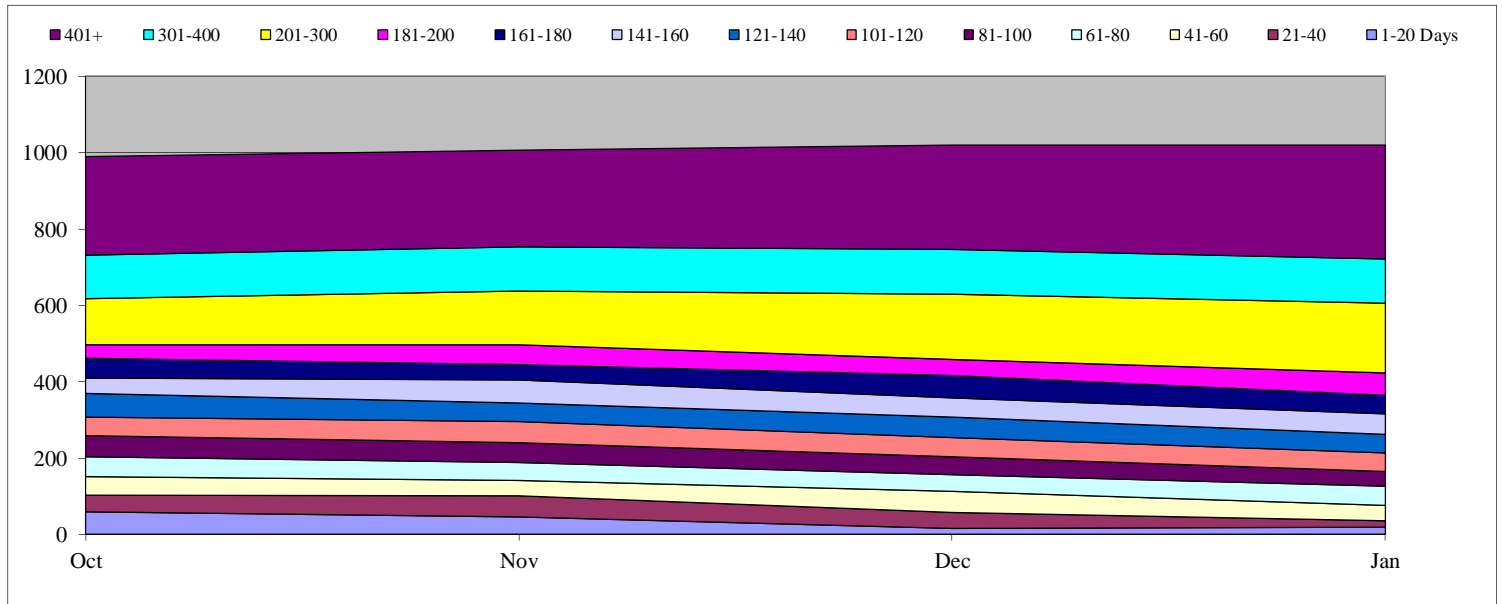
Monthly Production Rates

	Oct	Nov	Dec	Jan	Feb	Mar	Apr	May	June	Jul	Aug	Sep
Received	62	41	18	19								
Processed	49	25	4	20								



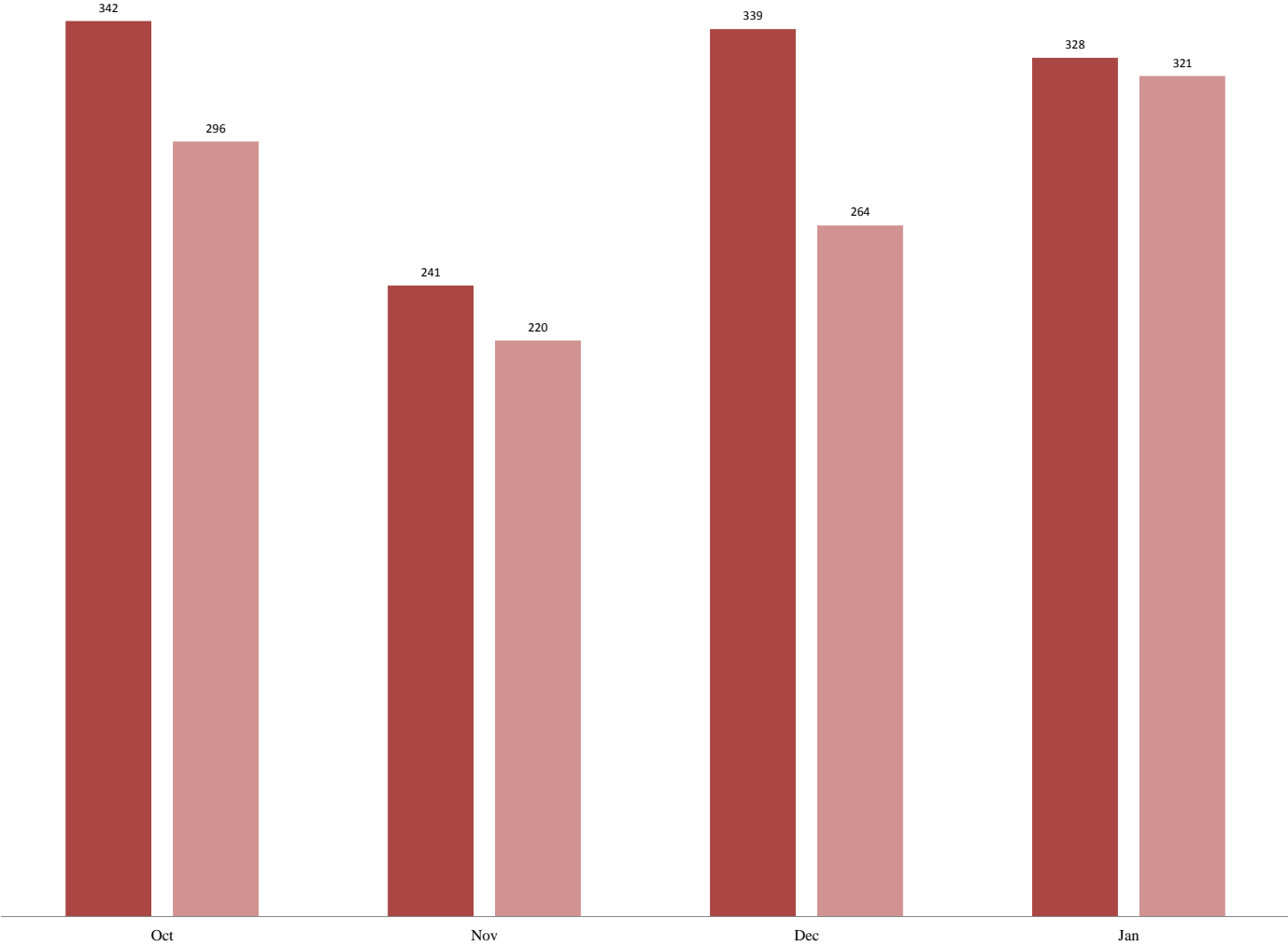
Days Pending for Open Cases

	Oct	Nov	Dec	Jan	Feb	Mar	Apr	May	June	Jul	Aug	Sep
1-20 Days	60	46	16	19								
21-40	42	55	42	16								
41-60	49	41	55	41								
61-80	53	47	43	50								
81-100	55	52	48	39								
101-120	49	54	50	48								
121-140	62	49	54	49								
141-160	39	61	49	54								
161-180	53	39	59	48								
181-200	34	53	43	59								
201-300	122	140	171	183								
301-400	114	116	116	115								
401+	257	253	274	299								
Total	989	1006	1020	1020	0	0	0	0	0	0	0	0



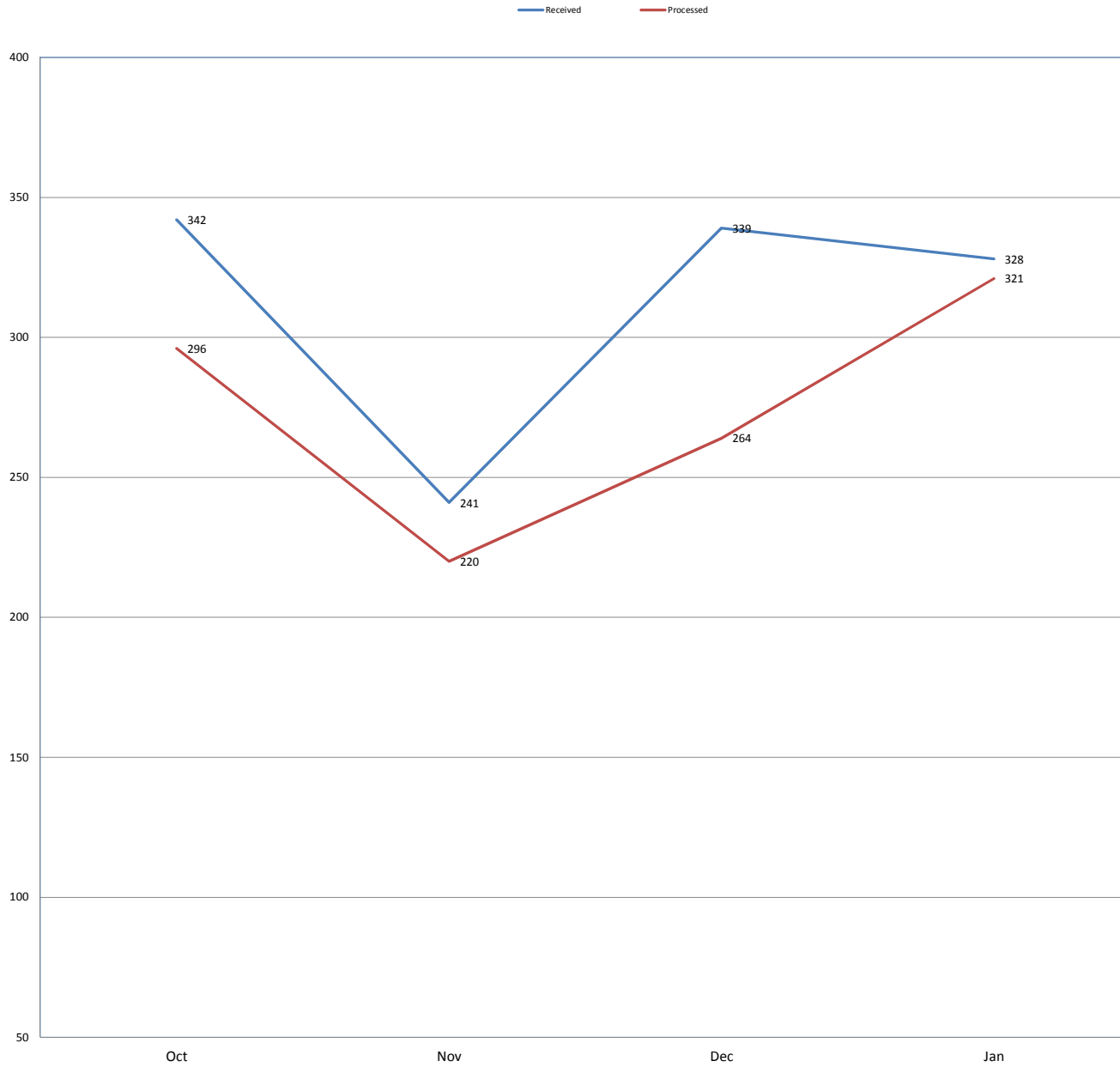
Composite DHS Monthly Production Rated - Appeals

■ Received ■ Processed



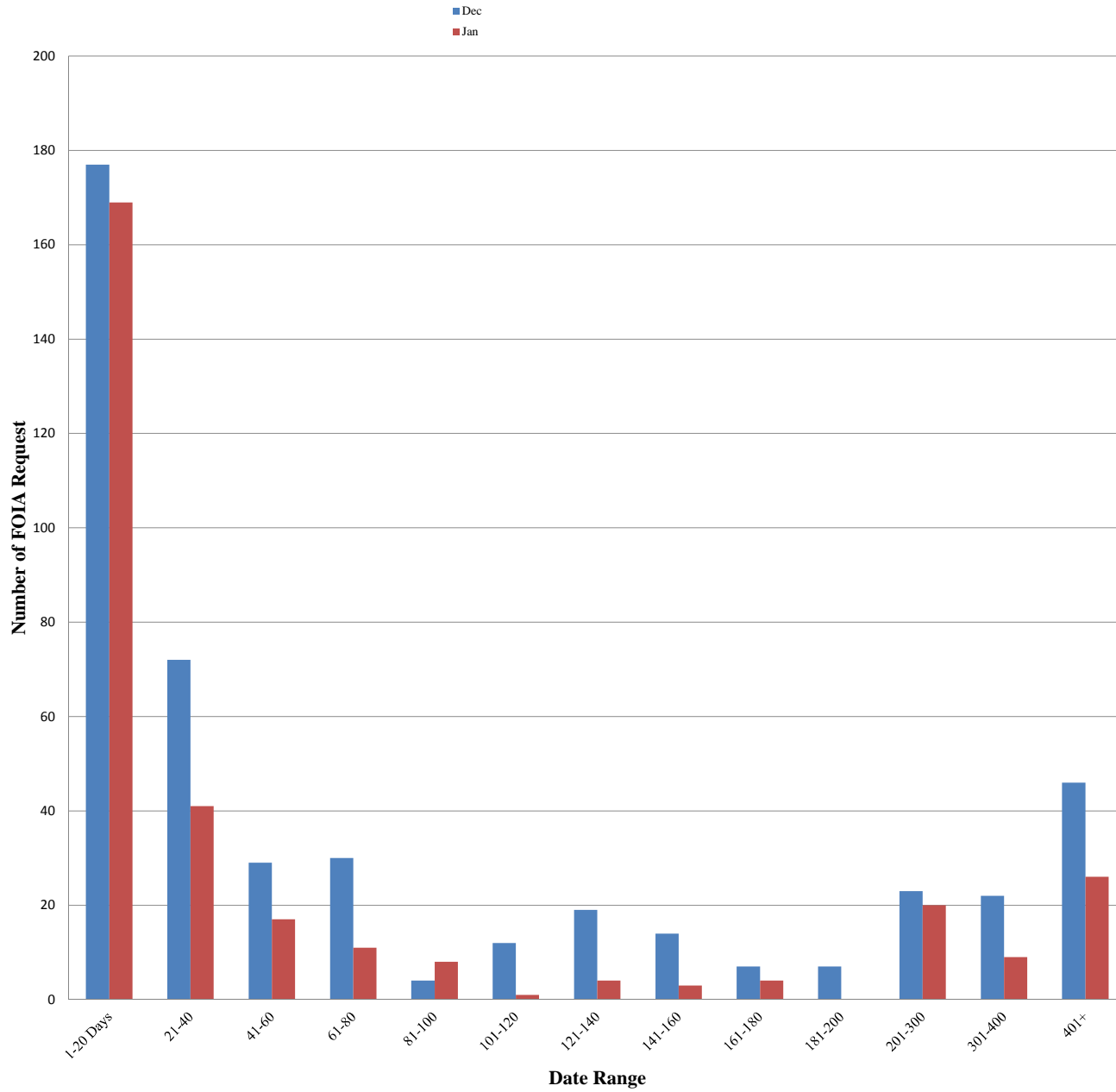
The data contained in this report is draft and posted publicly as a matter of administrative discretion

Composite DHS Monthly Production Rates - Appeals



The data contained in this report is draft and posted publicly as a matter of administrative discretion

Composite Pending Age of DHS Administrative Appeals

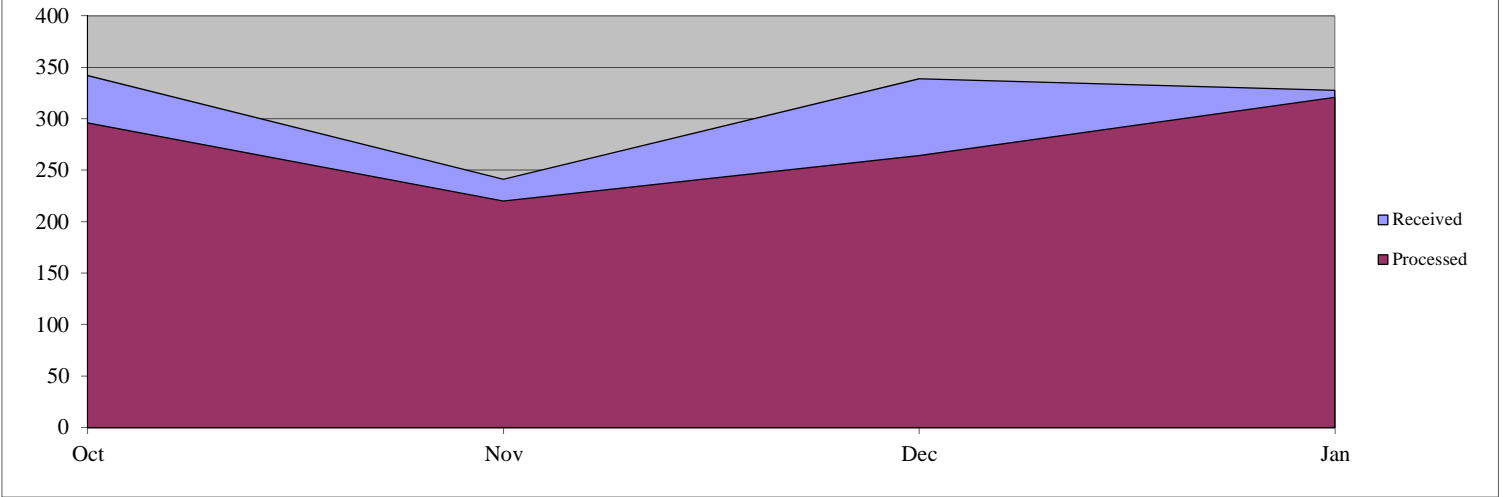


The data contained in this report is draft and posted publicly as a matter of administrative discretion

Composite Department of Homeland Security (DHS) - Administrative Appeals

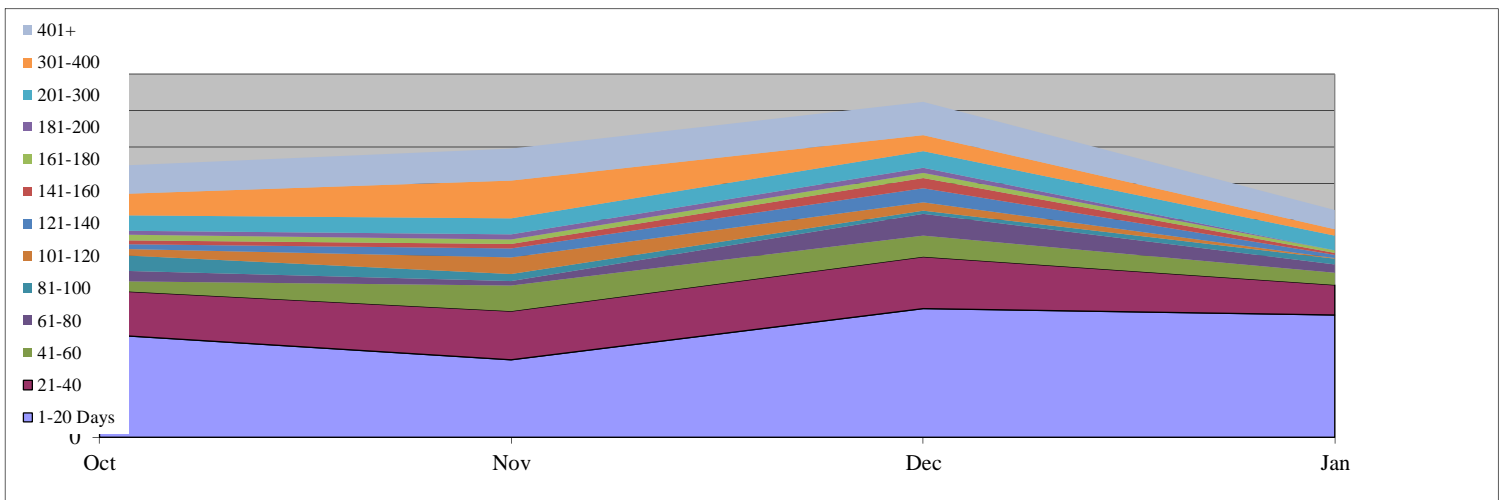
Appeals Monthly Production Rates

	Total Received					1,250							Total Processed					1,101						
	Oct	Nov	Dec	Jan	Feb	Mar	Apr	May	June	Jul	Aug	Sep	Oct	Nov	Dec	Jan	Feb	Mar	Apr	May	June	Jul	Aug	Sep
Received	342	241	339	328	0	0	0	0	0	0	0	0	342	241	339	328	0	0	0	0	0	0	0	0
Processed	296	220	264	321	0	0	0	0	0	0	0	0	296	220	264	321	0	0	0	0	0	0	0	0



Days Pending for Open Appeals

	Oct	Nov	Dec	Jan	Feb	Mar	Apr	May	June	Jul	Aug	Sep
1-20 Days	142	107	177	169	0	0	0	0	0	0	0	0
21-40	61	67	72	41	0	0	0	0	0	0	0	0
41-60	12	35	29	17	0	0	0	0	0	0	0	0
61-80	15	6	30	11	0	0	0	0	0	0	0	0
81-100	22	10	4	8	0	0	0	0	0	0	0	0
101-120	8	23	12	1	0	0	0	0	0	0	0	0
121-140	6	12	19	4	0	0	0	0	0	0	0	0
141-160	6	6	14	3	0	0	0	0	0	0	0	0
161-180	8	7	7	4	0	0	0	0	0	0	0	0
181-200	5	7	7	0	0	0	0	0	0	0	0	0
201-300	21	22	23	20	0	0	0	0	0	0	0	0
301-400	28	52	22	9	0	0	0	0	0	0	0	0
401+	39	44	46	26	0	0	0	0	0	0	0	0
Total	373	398	462	313	0	0	0	0	0	0	0	0



United States Customs and Border Protection (CBP)

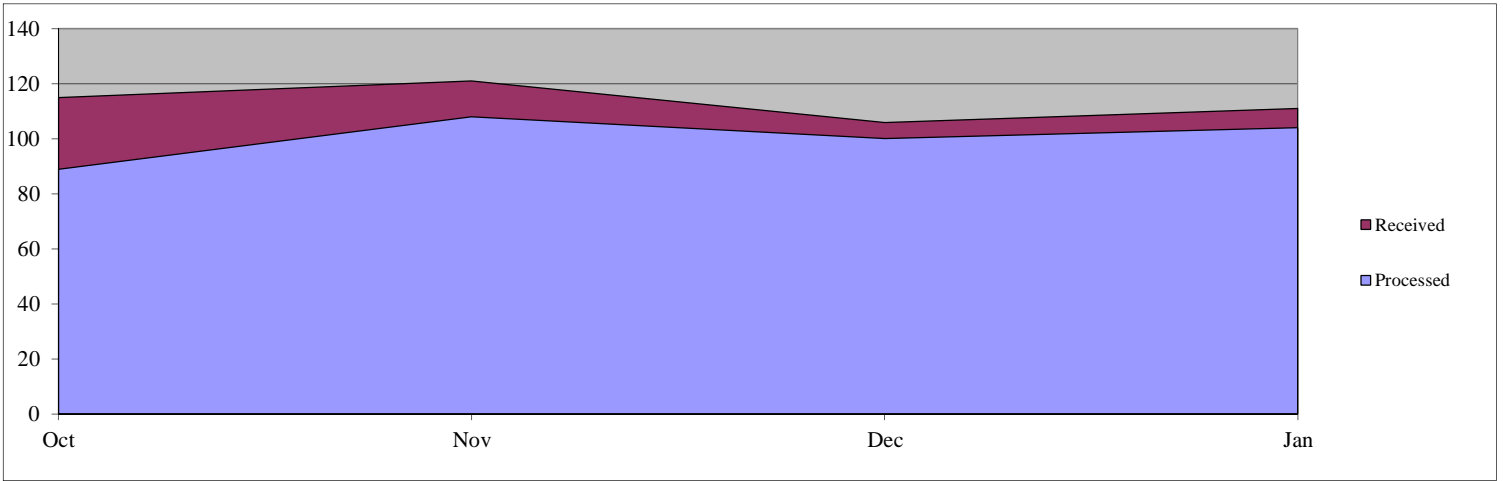
Total Open: 67

Total Received: 453
Total Processed: 401

Backlog: 18

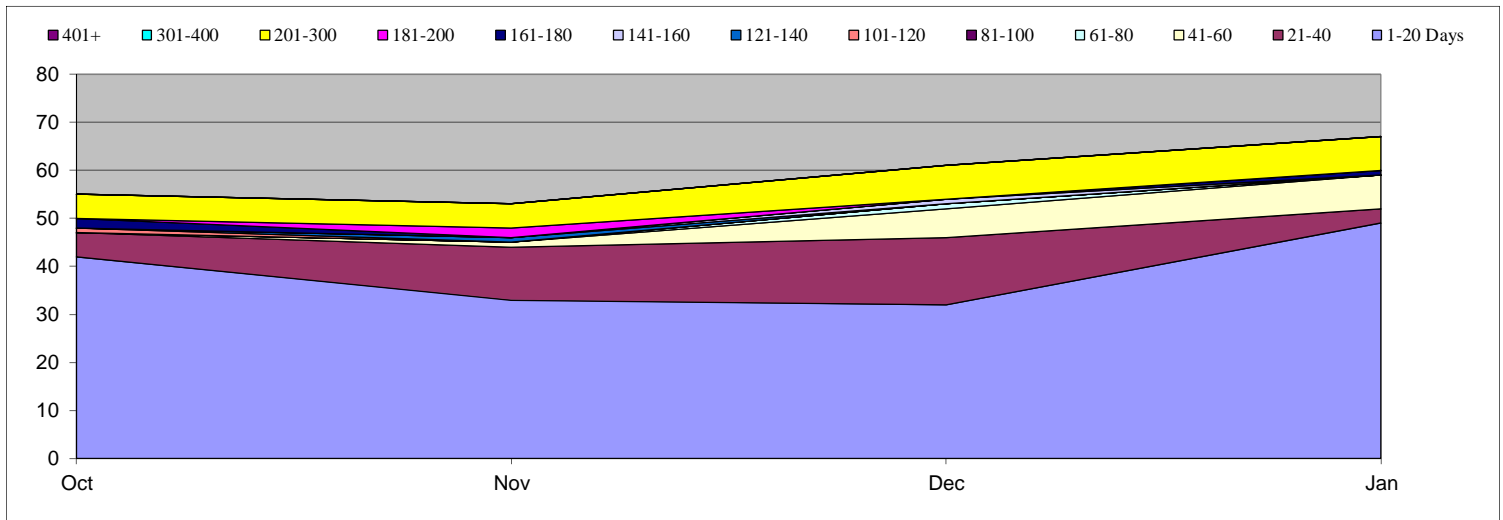
Appeals Monthly Production Rates

	Oct	Nov	Dec	Jan	Feb	Mar	Apr	May	June	Jul	Aug	Sep
Received	115	121	106	111								
Processed	89	108	100	104								



Days Pending for Open Cases

	Oct	Nov	Dec	Jan	Feb	Mar	Apr	May	June	Jul	Aug	Sep
1-20 Days	42	33	32	49								
21-40	5	11	14	3								
41-60	0	1	6	7								
61-80	0	0	1	0								
81-100	0	0	0	0								
101-120	1	0	0	0								
121-140	0	1	0	0								
141-160	0	0	1	0								
161-180	2	0	0	1								
181-200	0	2	0	0								
201-300	5	5	7	7								
301-400	0	0	0	0								
401+	0	0	0	0								
Total	55	53	61	67	0	0	0	0	0	0	0	0



Federal Law Enforcement Training Center (FLETC)

Total Open: 0

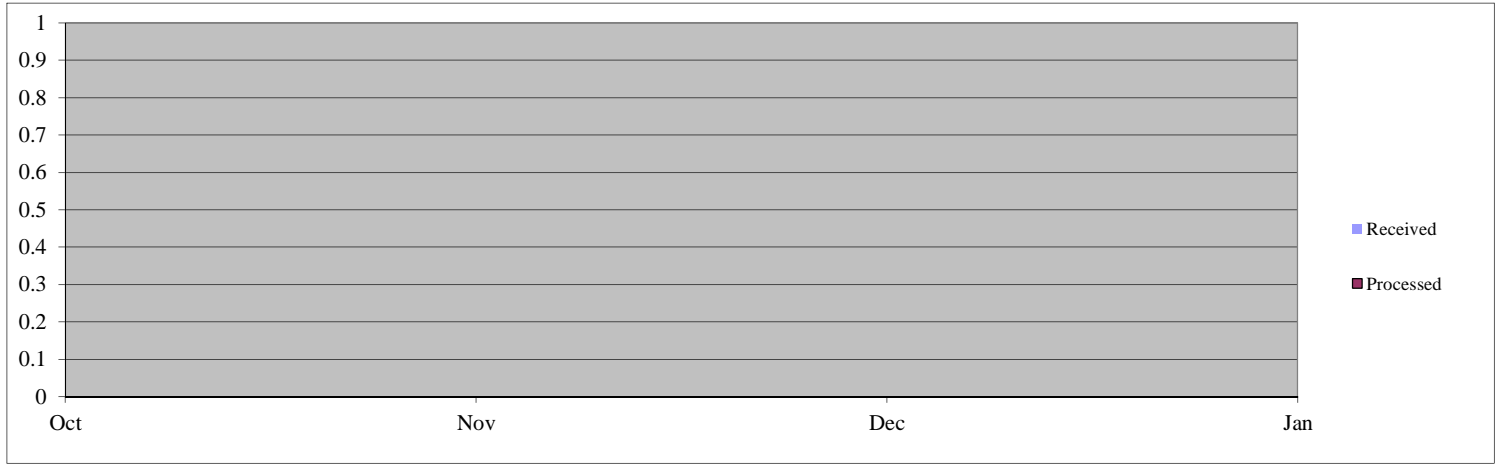
Total Received: 0

Backlog: 0

Total Processed: 0

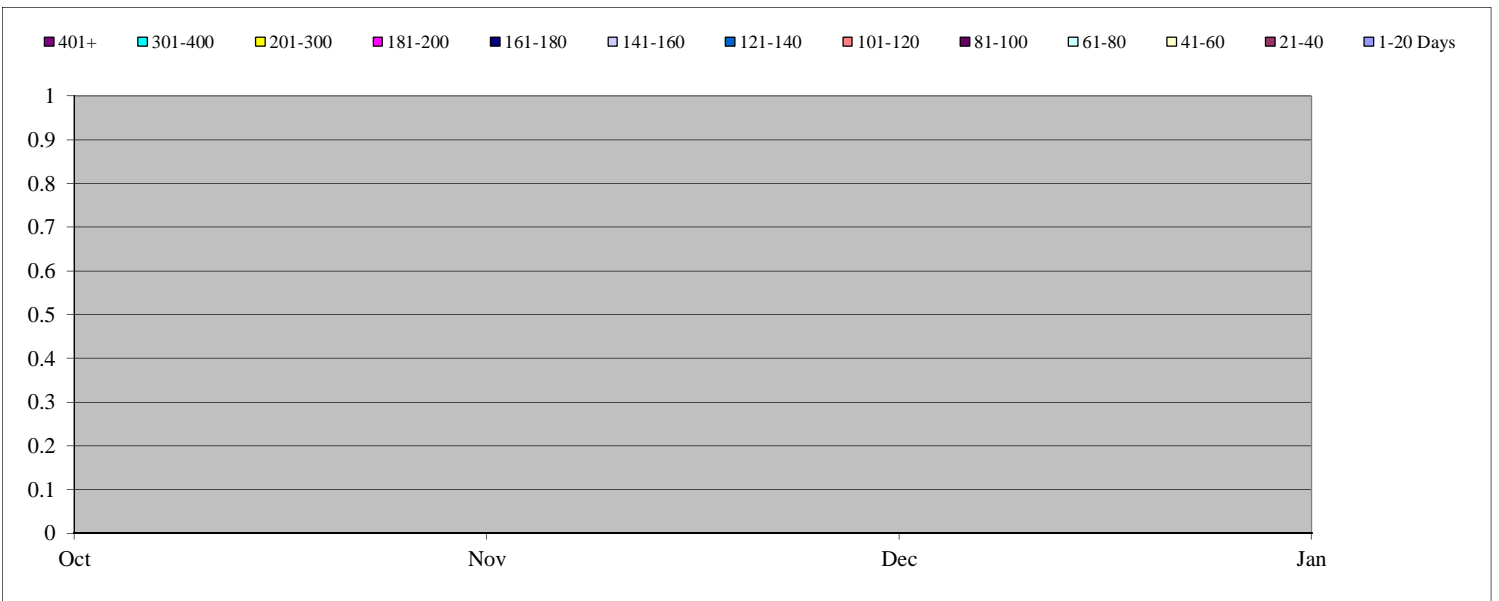
Appeals Monthly Production Rates

	Oct	Nov	Dec	Jan	Feb	Mar	Apr	May	June	Jul	Aug	Sep
Received	0	0	0	0								
Processed	0	0	0	0								



Days Pending for Open Cases

	Oct	Nov	Dec	Jan	Feb	Mar	Apr	May	June	Jul	Aug	Sep
1-20 Days	0	0	0	0								
21-40	0	0	0	0								
41-60	0	0	0	0								
61-80	0	0	0	0								
81-100	0	0	0	0								
101-120	0	0	0	0								
121-140	0	0	0	0								
141-160	0	0	0	0								
161-180	0	0	0	0								
181-200	0	0	0	0								
201-300	0	0	0	0								
301-400	0	0	0	0								
401+	0	0	0	0								
Total	0	0	0	0	0	0	0	0	0	0	0	0

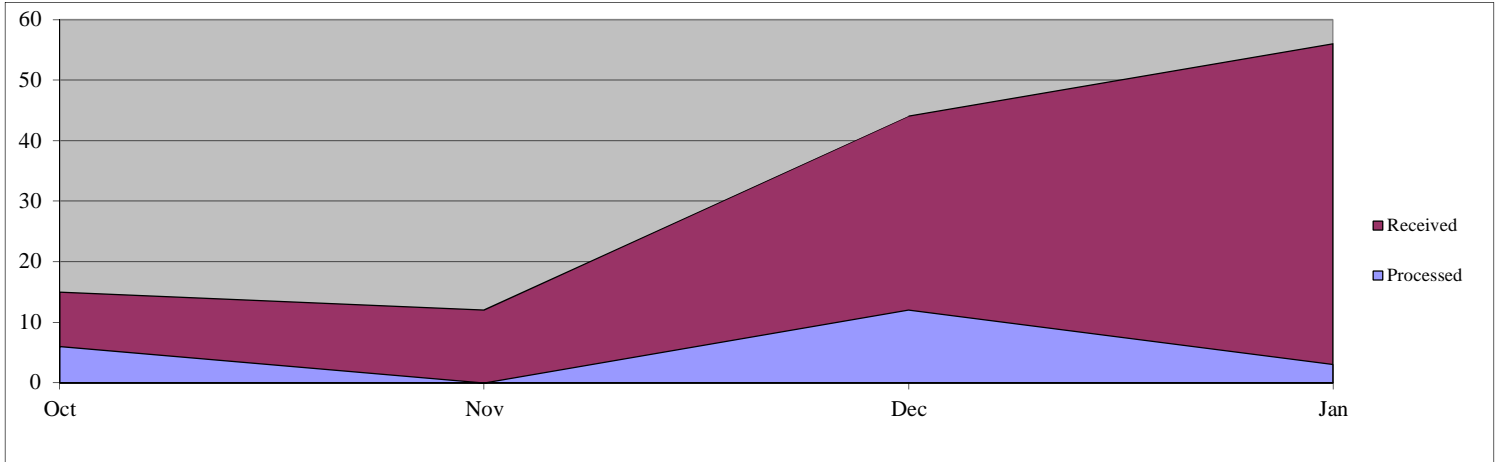


Immigration and Customs Enforcement (ICE)

Total Open: 81 Total Received: 127 Backlog: 29
 Total Processed: 21

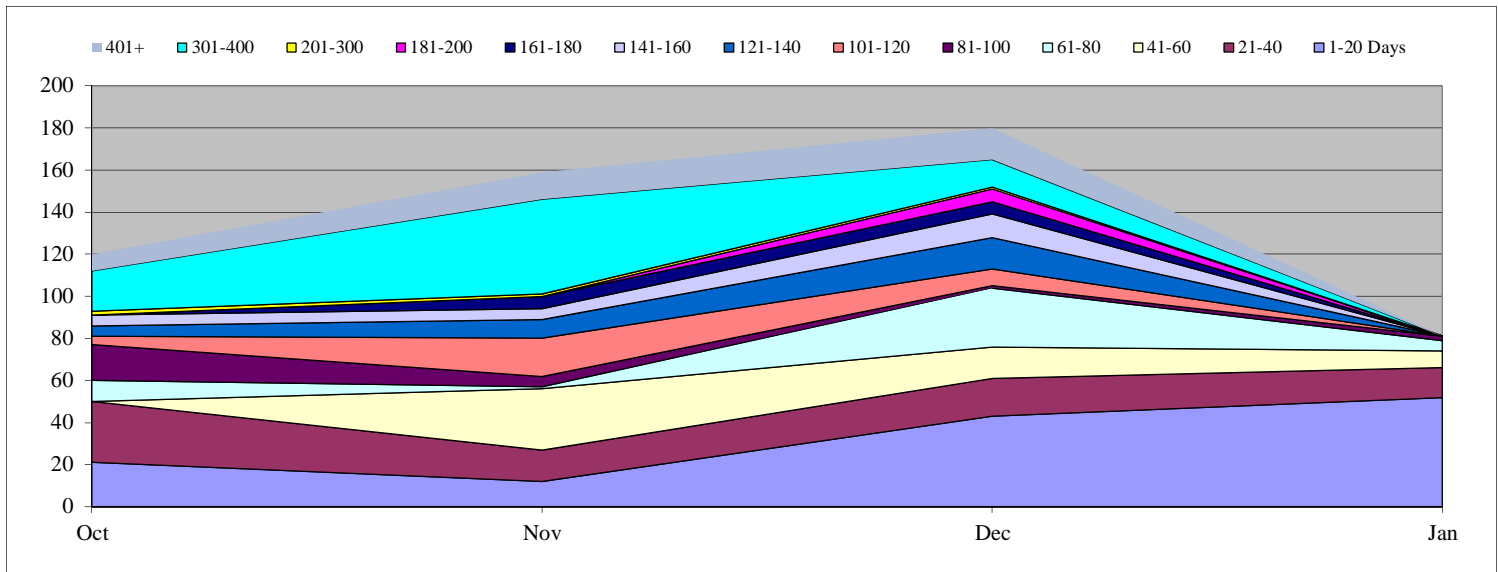
Appeals Monthly Production Rates

	Oct	Nov	Dec	Jan	Feb	Mar	Apr	May	June	Jul	Aug	Sep
Received	15	12	44	56								
Processed	6	0	12	3								



Days Pending for Open Cases

	Oct	Nov	Dec	Jan	Feb	Mar	Apr	May	June	Jul	Aug	Sep
1-20 Days	21	12	43	52								
21-40	29	15	18	14								
41-60	0	29	15	8								
61-80	10	1	28	5								
81-100	17	5	1	2								
101-120	4	18	8	0								
121-140	5	9	15	0								
141-160	5	5	11	0								
161-180	0	6	6	0								
181-200	0	0	6	0								
201-300	2	1	1	0								
301-400	19	45	13	0								
401+	8	13	15	0								
Total	120	159	180	81	0	0	0	0	0	0	0	0



Office of the General Counsel (OGC)

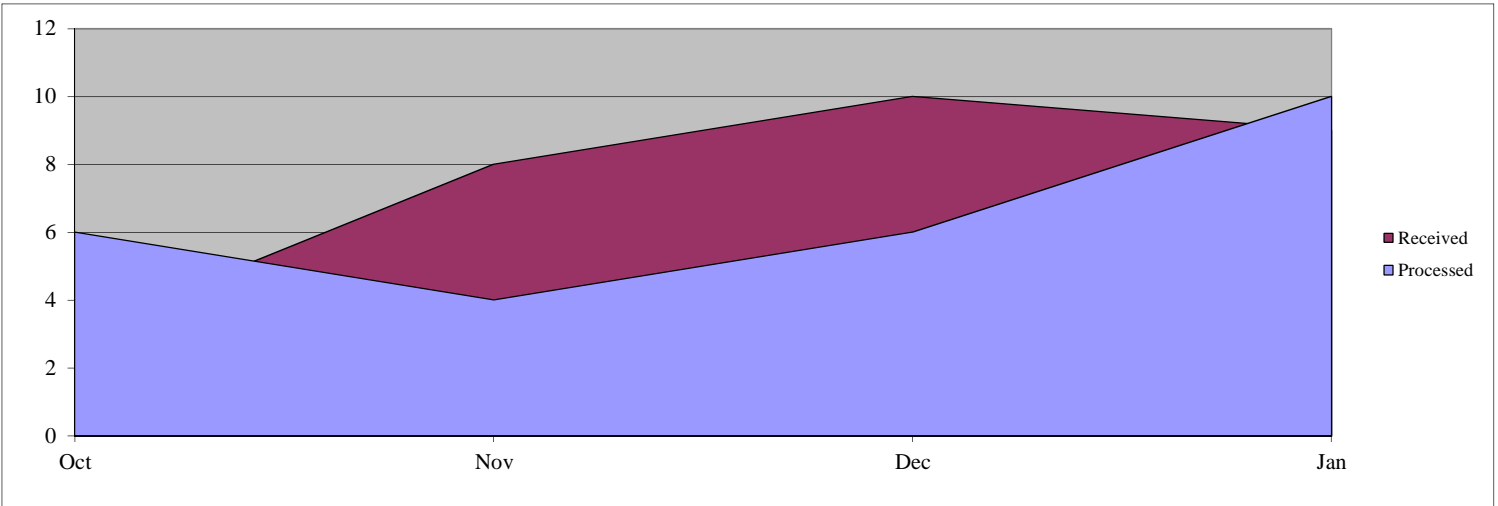
Total Open: 16

Total Received: 30
Total Processed: 26

Backlog: 7

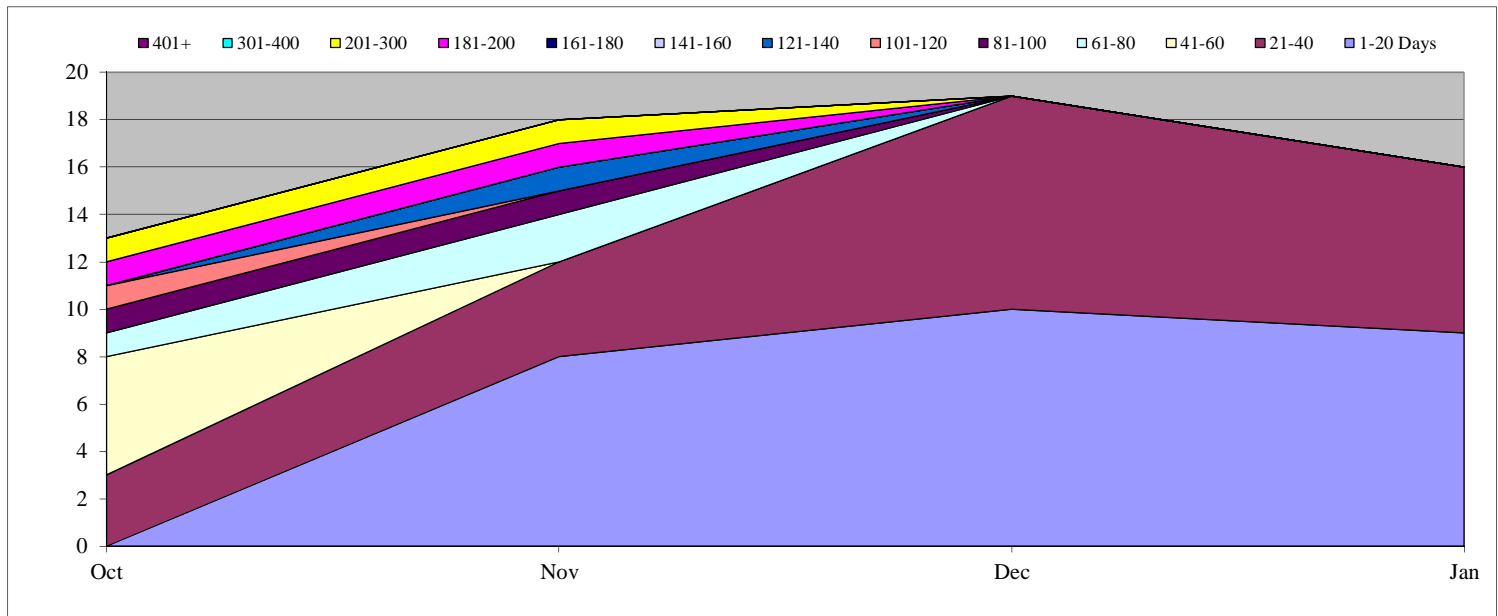
Appeals Monthly Production Rates

	Oct	Nov	Dec	Jan	Feb	Mar	Apr	May	June	Jul	Aug	Sep
Received	3	8	10	9								
Processed	6	4	6	10								



Days Pending for Open Cases

	Oct	Nov	Dec	Jan	Feb	Mar	Apr	May	June	Jul	Aug	Sep
1-20 Days	0	8	10	9								
21-40	3	4	9	7								
41-60	5	0	0	0								
61-80	1	2	0	0								
81-100	1	1	0	0								
101-120	1	0	0	0								
121-140	0	1	0	0								
141-160	0	0	0	0								
161-180	0	0	0	0								
181-200	1	1	0	0								
201-300	1	1	0	0								
301-400	0	0	0	0								
401+	0	0	0	0								
Total	13	18	19	16	0	0	0	0	0	0	0	0



Transportation Security Administration (TSA)

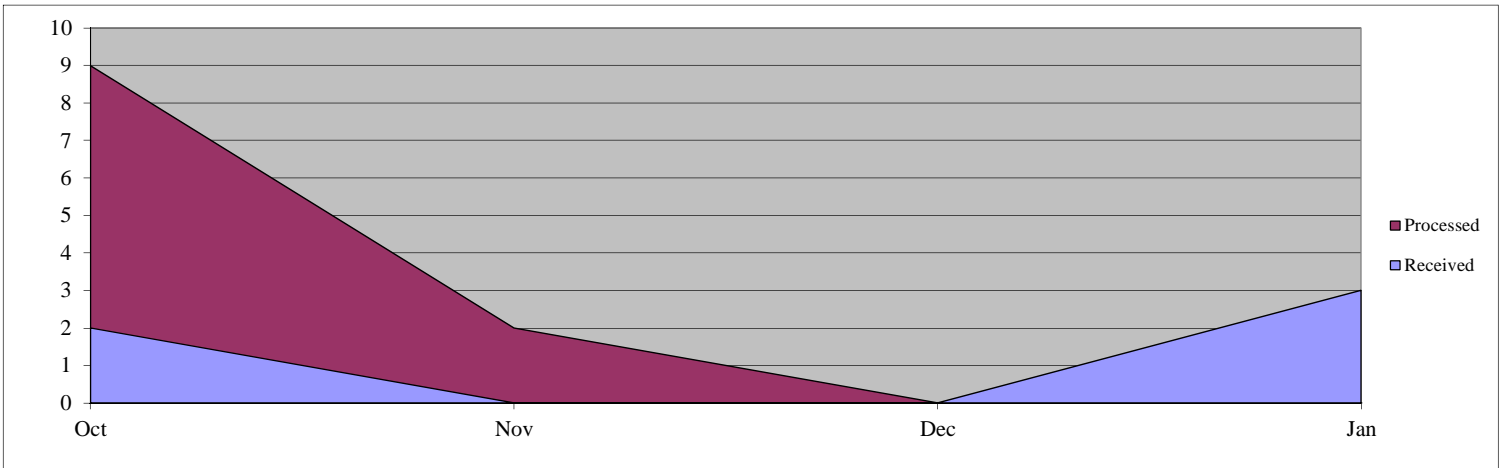
Total Open: 7

Total Received: 5
Total Processed: 11

Backlog: 4

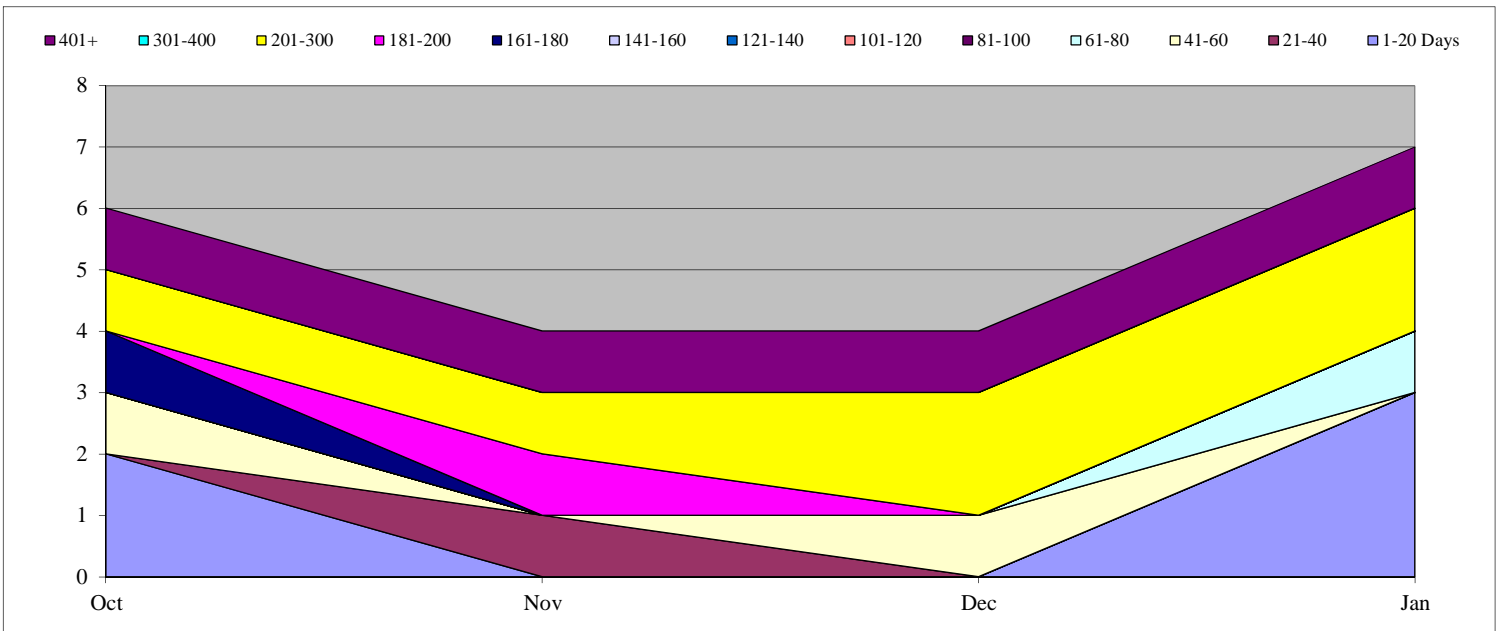
Appeals Monthly Production Rates

	Oct	Nov	Dec	Jan	Feb	Mar	Apr	May	June	Jul	Aug	Sep
Received	2	0	0	3								
Processed	9	2	0	0								



Days Pending for Open Cases

	Oct	Nov	Dec	Jan	Feb	Mar	Apr	May	June	Jul	Aug	Sep
1-20 Days	2	0	0	3								
21-40	0	1	0	0								
41-60	1	0	1	0								
61-80	0	0	0	1								
81-100	0	0	0	0								
101-120	0	0	0	0								
121-140	0	0	0	0								
141-160	0	0	0	0								
161-180	1	0	0	0								
181-200	0	1	0	0								
201-300	1	1	2	2								
301-400	0	0	0	0								
401+	1	1	1	1								
Total	6	4	4	7	0	0	0	0	0	0	0	0



U.S. Coast Guard (USCG)

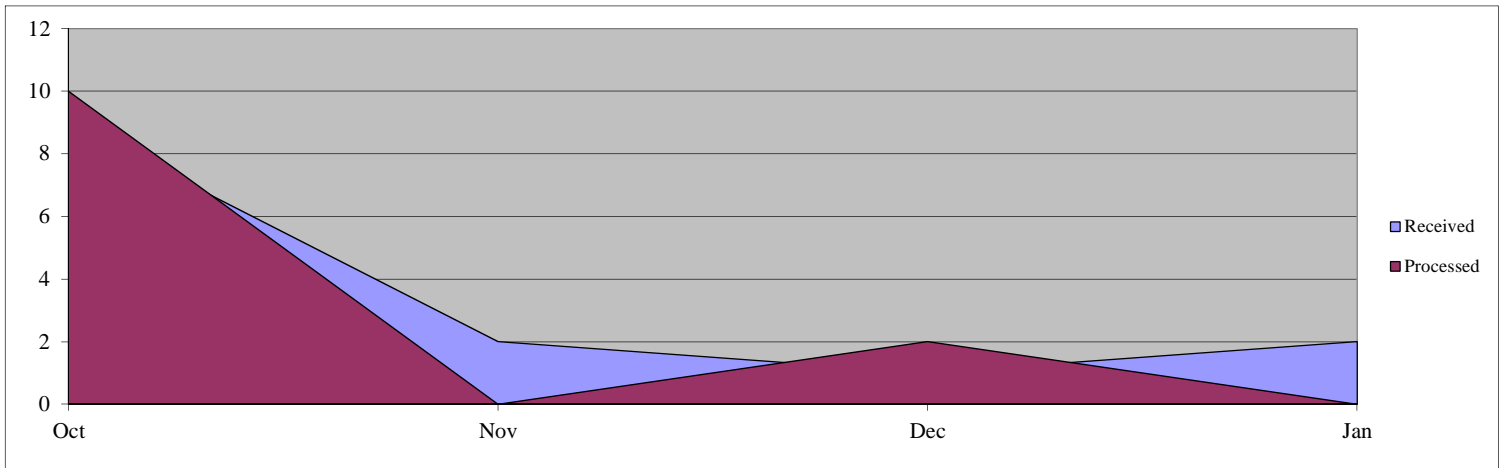
Total Open: 35

Total Received: 14
Total Processed: 12

Backlog: 34

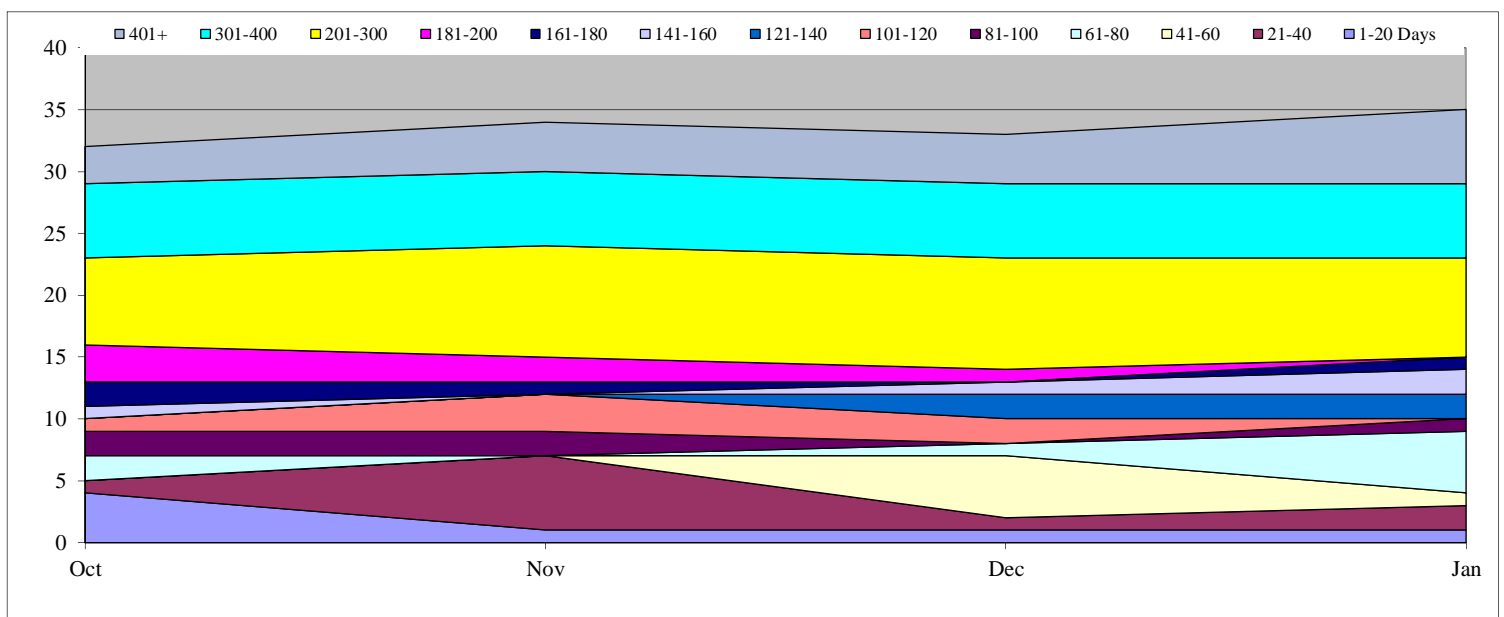
Appeals Monthly Production Rates

	Oct	Nov	Dec	Jan	Feb	Mar	Apr	May	June	Jul	Aug	Sep
Received	9	2	1	2								
Processed	10	0	2	0								



Days Pending for Open Cases

	Oct	Nov	Dec	Jan	Feb	Mar	Apr	May	June	Jul	Aug	Sep
1-20 Days	4	1	1	1								
21-40	1	6	1	2								
41-60	0	0	5	1								
61-80	2	0	1	5								
81-100	2	2	0	1								
101-120	1	3	2	0								
121-140	0	0	2	2								
141-160	1	0	1	2								
161-180	2	1	0	1								
181-200	3	2	1	0								
201-300	7	9	9	8								
301-400	6	6	6	6								
401+	3	4	4	6								
Total	32	34	33	35	0	0	0	0	0	0	0	0



United States Citizenship and Immigration Services (USCIS)

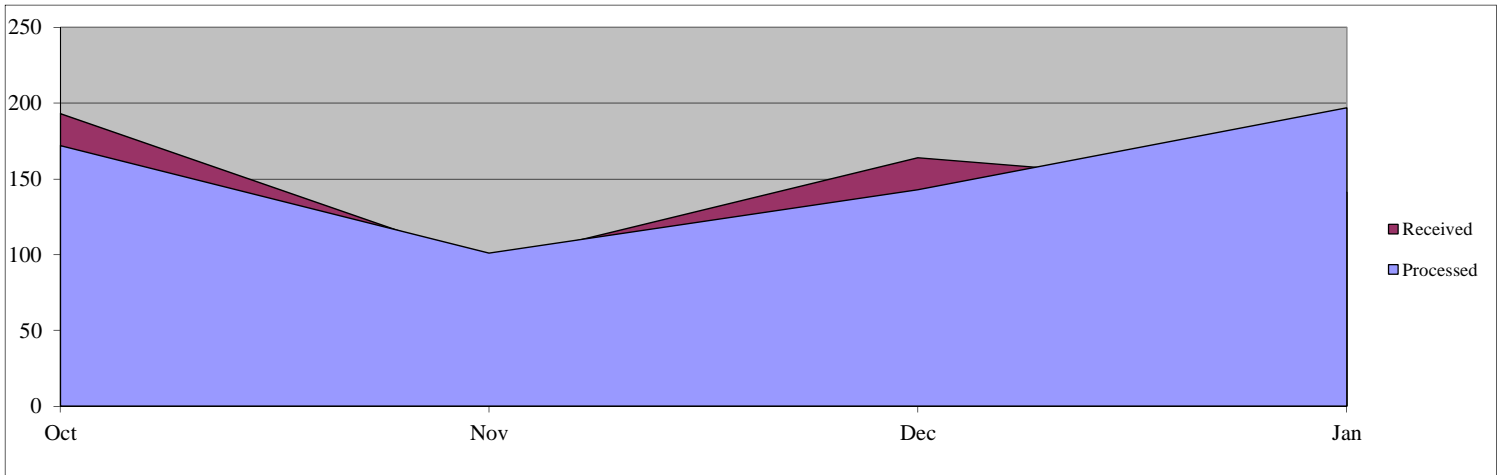
Total Open: 51

Total Received: 593
Total Processed: 613

Backlog: 1

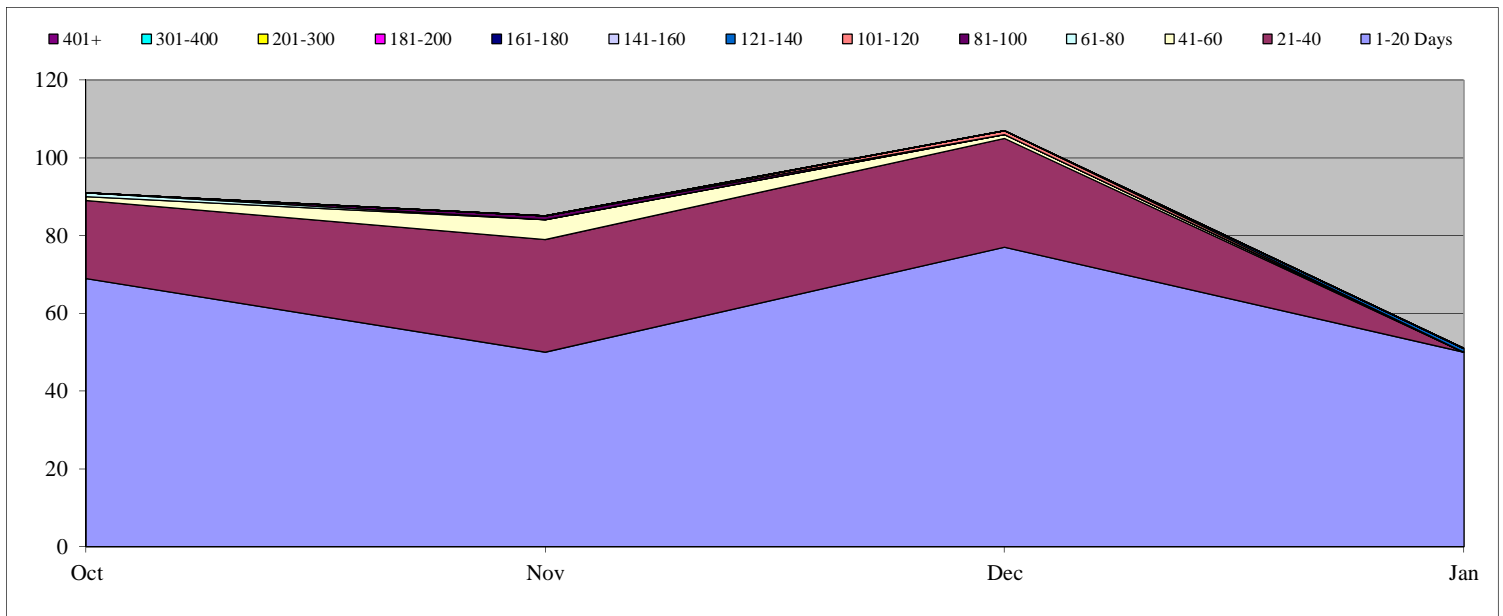
Appeals Monthly Production Rates

	Oct	Nov	Dec	Jan	Feb	Mar	Apr	May	June	Jul	Aug	Sep
Received	193	95	164	141								
Processed	172	101	143	197								



Days Pending for Open Cases

	Oct	Nov	Dec	Jan	Feb	Mar	Apr	May	June	Jul	Aug	Sep
1-20 Days	69	50	77	50								
21-40	20	29	28	0								
41-60	1	5	1	0								
61-80	1	0	0	0								
81-100	0	1	0	0								
101-120	0	0	1	0								
121-140	0	0	0	1								
141-160	0	0	0	0								
161-180	0	0	0	0								
181-200	0	0	0	0								
201-300	0	0	0	0								
301-400	0	0	0	0								
401+	0	0	0	0								
Total	91	85	107	51	0	0	0	0	0	0	0	0



United States Secret Service (USSS)

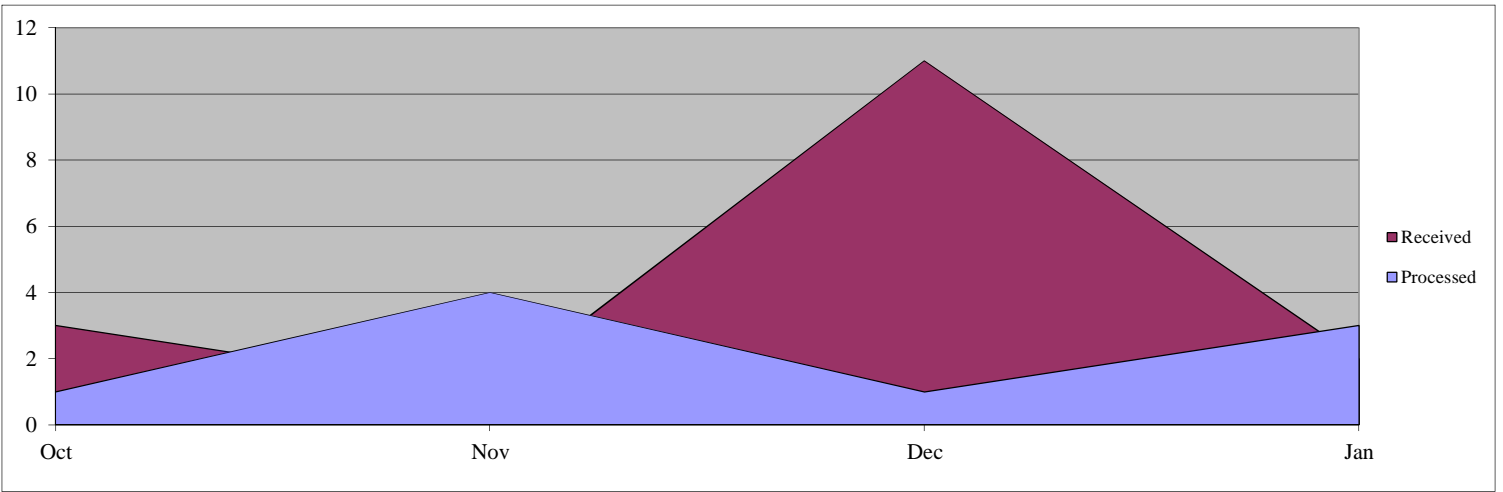
Total Open: 13

Total Received: 17
Total Processed: 9

Backlog: 11

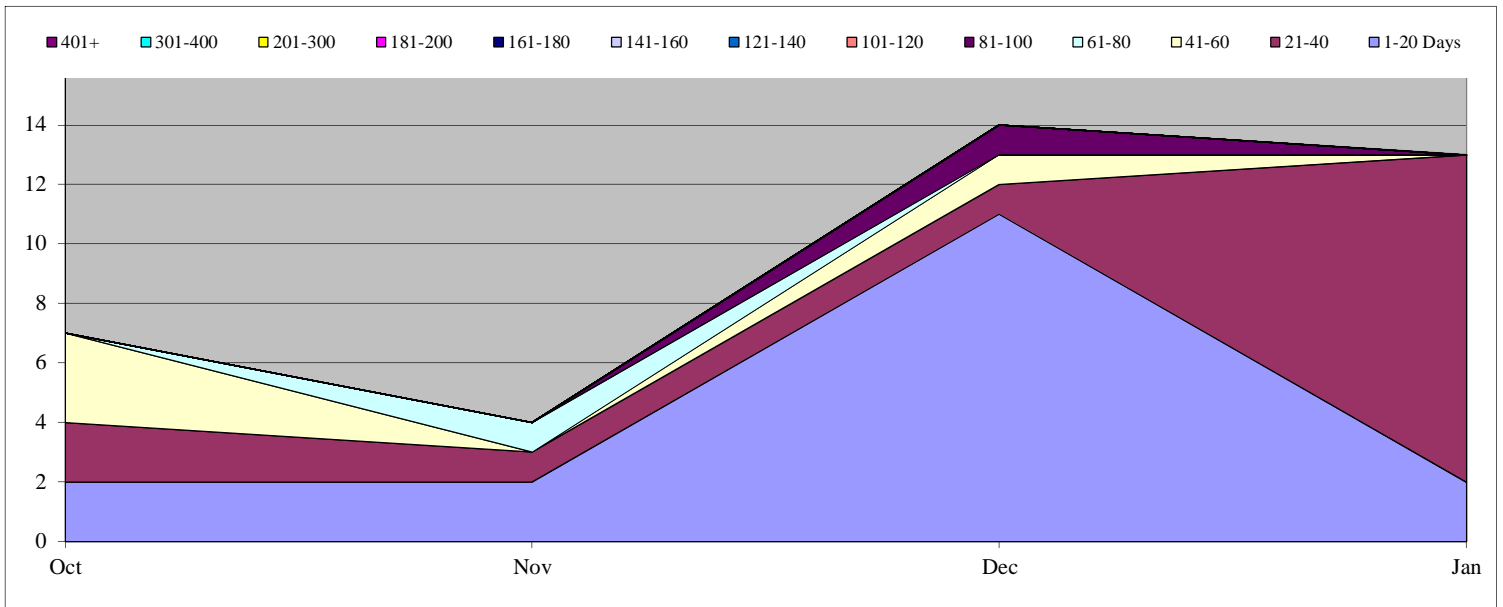
Appeals Monthly Production Rates

	Oct	Nov	Dec	Jan	Feb	Mar	Apr	May	June	Jul	Aug	Sep
Received	3	1	11	2								
Processed	1	4	1	3								



Days Pending for Open Cases

	Oct	Nov	Dec	Jan	Feb	Mar	Apr	May	June	Jul	Aug	Sep
1-20 Days	2	2	11	2								
21-40	2	1	1	11								
41-60	3	0	1	0								
61-80	0	1	0	0								
81-100	0	0	1	0								
101-120	0	0	0	0								
121-140	0	0	0	0								
141-160	0	0	0	0								
161-180	0	0	0	0								
181-200	0	0	0	0								
201-300	0	0	0	0								
301-400	0	0	0	0								
401+	0	0	0	0								
Total	7	4	14	13	0	0	0	0	0	0	0	0



Office of Inspector General (OIG)

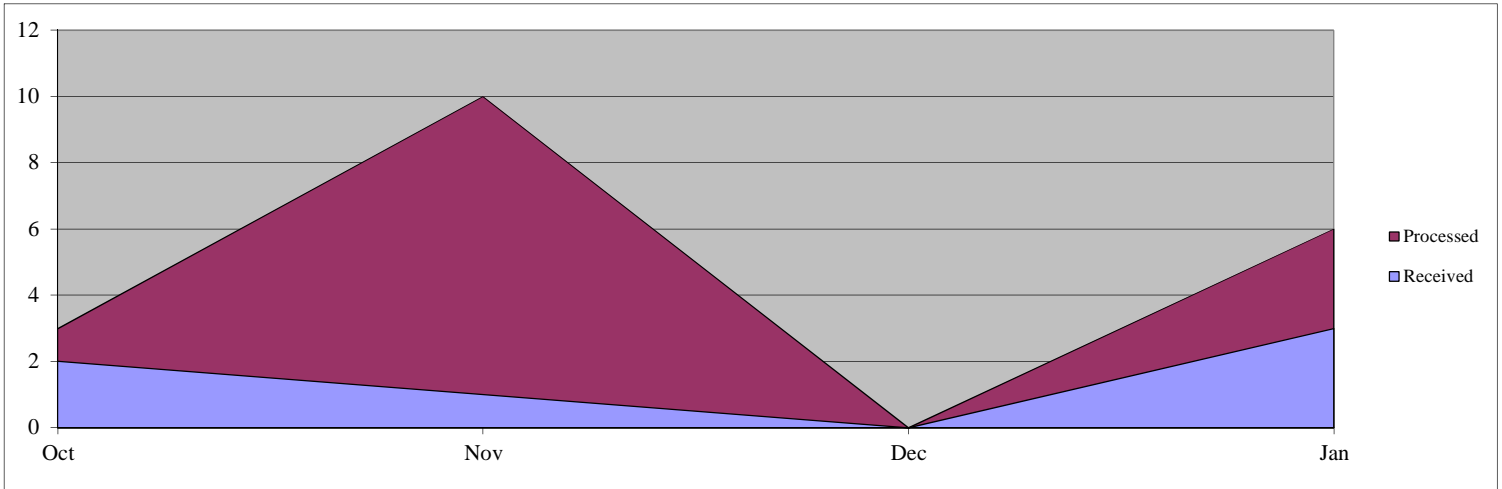
Total Open: 6

Total Received: 6
Total Processed: 19

Backlog: 4

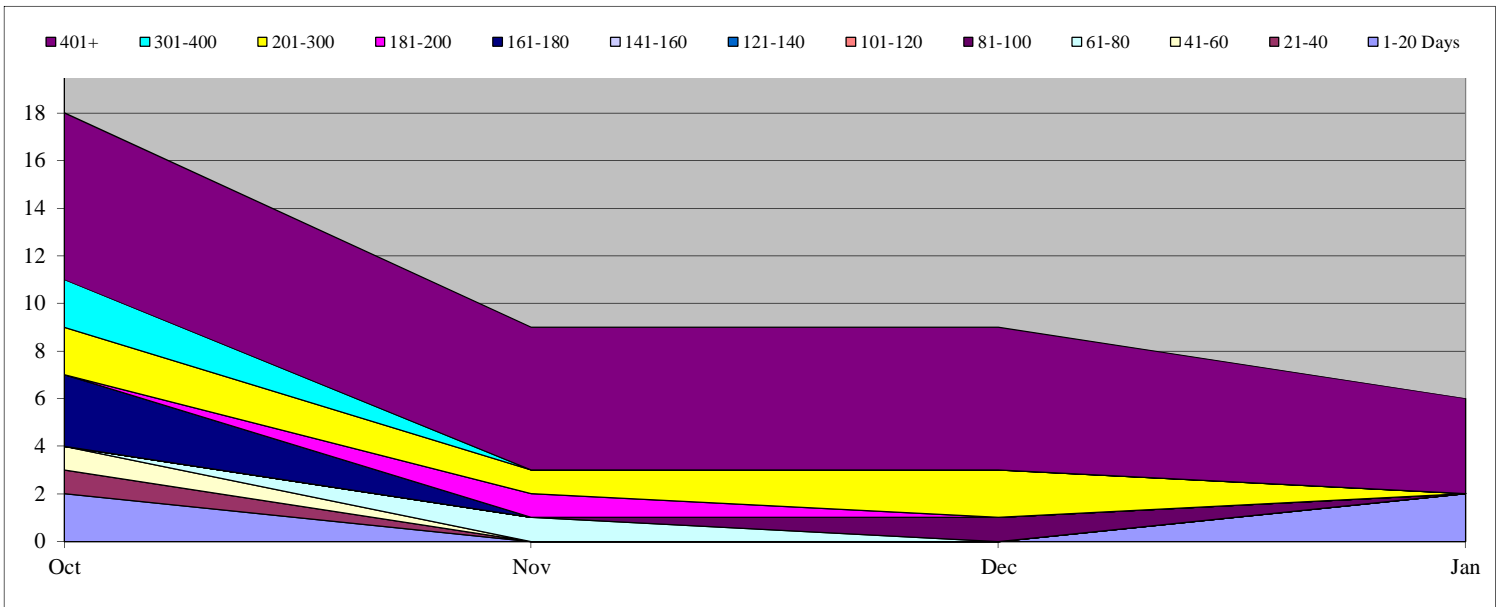
Appeals Monthly Production Rates

	Oct	Nov	Dec	Jan	Feb	Mar	Apr	May	June	Jul	Aug	Sep
Received	2	1	0	3								
Processed	3	10	0	6								



Days Pending for Open Cases

	Oct	Nov	Dec	Jan	Feb	Mar	Apr	May	June	Jul	Aug	Sep
1-20 Days	2	0	0	2								
21-40	1	0	0	0								
41-60	1	0	0	0								
61-80	0	1	0	0								
81-100	0	0	1	0								
101-120	0	0	0	0								
121-140	0	0	0	0								
141-160	0	0	0	0								
161-180	3	0	0	0								
181-200	0	1	0	0								
201-300	2	1	2	0								
301-400	2	0	0	0								
401+	7	6	6	4								
Total	18	9	9	6	0	0	0	0	0	0	0	0



Federal Emergency Management Agency (FEMA)

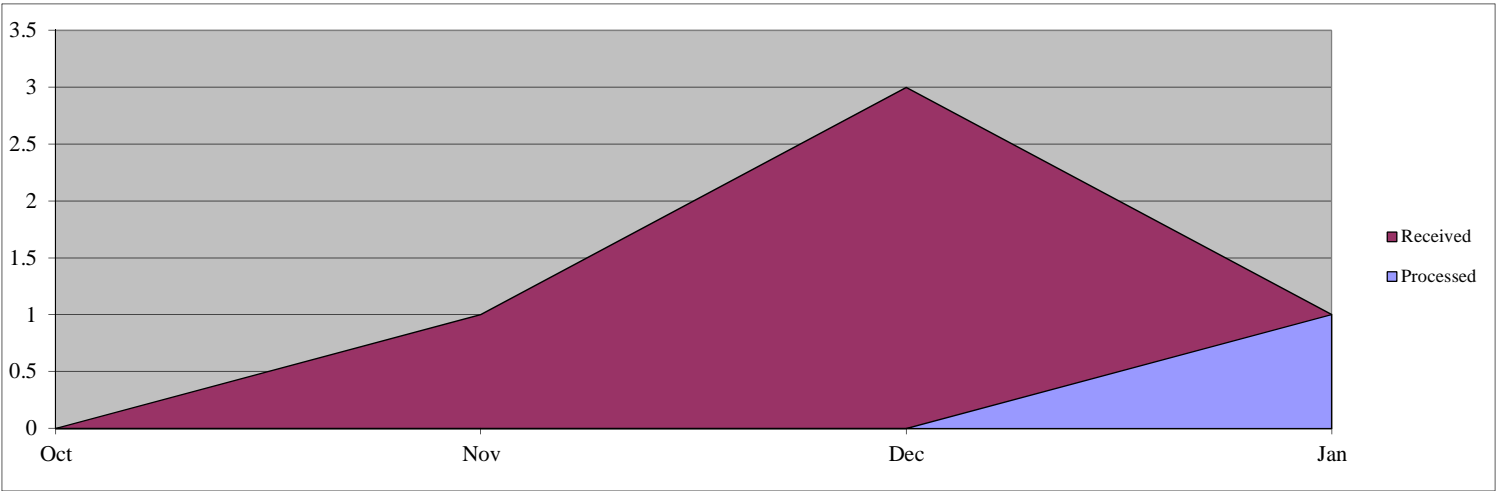
Total Open: 37

Total Received: 5
Total Processed: 1

Backlog: 36

Appeals Monthly Production Rates

	Oct	Nov	Dec	Jan	Feb	Mar	Apr	May	June	Jul	Aug	Sep
Received	0	1	3	1								
Processed	0	0	0	1								



Days Pending for Open Cases

	Oct	Nov	Dec	Jan	Feb	Mar	Apr	May	June	Jul	Aug	Sep
1-20 Days	0	1	3	1								
21-40	0	0	1	4								
41-60	1	0	0	1								
61-80	1	1	0	0								
81-100	2	1	1	5								
101-120	1	2	1	1								
121-140	1	1	2	1								
141-160	0	1	1	1								
161-180	0	0	1	2								
181-200	1	0	0	0								
201-300	3	4	2	3								
301-400	1	1	3	3								
401+	20	20	20	15								
Total	31	32	35	37	0	0	0	0	0	0	0	0

