



Disaster Relief Fund: Monthly Report

As Of November 30, 2015

December 5, 2015

Fiscal Year 2016 Report to Congress



Homeland
Security

I. Legislative Language

This document has been compiled pursuant to language set forth in the *Department of Homeland Security Appropriations Act, 2015* (P.L. 114-4). The language in P.L. 114-4 states:

Provided, That the Administrator of the Federal Emergency Management Agency shall submit to the Committees on Appropriations of the Senate and the House of Representatives the following reports, including a specific description of the methodology and the source data used in developing such reports...

(2) an estimate or actual amounts, if available, of the following for the current fiscal year shall be submitted not later than the fifth day of each month, and shall be published by the Administrator on the Agency's Web site not later than the fifth day of each month:

(A) a summary of the amount of appropriations made available by source, the transfers executed, the previously allocated funds recovered, and the commitments, allocations, and obligations made;

(B) a table of disaster relief activity delineated by month, including—

(i) the beginning and ending balances;

(ii) the total obligations to include amounts obligated for fire assistance, emergencies, surge, and disaster support activities;

(iii) the obligations for catastrophic events delineated by event and by State; and

(iv) the amount of previously obligated funds that are recovered;

(C) a summary of allocations, obligations, and expenditures for catastrophic events delineated by event;

(D) in addition, for a disaster declaration related to Hurricane Sandy, the cost of the following categories of spending: public assistance, individual assistance, mitigation, administrative, operations, and any other relevant category (including emergency measures and disaster resources); and

(E) the date on which funds appropriated will be exhausted...

This report covers activities as of November 30, 2015.

II. Background

P. L. 114-4 requires that the FEMA Administrator provide a report by the fifth day of each month on the Disaster Relief Fund (DRF) that includes a funding summary, a table delineating the DRF funding activities each month by state and event, a summary of the funding for the catastrophic events, and an estimate of the date on which the funds will be exhausted.

Consequently, the following report elements are included:

1. Appendix A is an appropriations summary that includes a synopsis of the amount of appropriations made available by source, the transfers executed, the previously allocated funds recovered, and the commitments, allocations, and obligations.
2. Appendix B presents details on the DRF funding activities delineated by month.
3. Appendix C presents Hurricane Sandy FY 2016 estimates by spending categories.
4. Appendix D presents funding summaries for the current active catastrophic events including the allocations, obligations, and expenditures.
5. Appendix E presents the estimate of the fund exhaustion date, or projected end of fiscal year balance.
6. Appendix F presents a bridge table that provides explanation for the monthly and baseline change for all activities to include details for catastrophic events.

APPENDIX A: DRF Appropriations Summary

Department of Homeland Security - Federal Emergency Management Agency
Disaster Relief Fund Congressional Monthly Report
FY 2016 Activity
As of 11/30/2015
(Dollars in Millions)

| | <u>Major</u> <u>Declarations</u> | <u>Base</u> | <u>Total</u> | <u>Change Since</u> <u>Last Report</u> |
|--|-------------------------------------|------------------------|------------------------|---|
| FY 2016 Appropriation/CR ⁽¹⁾ | \$ 6,438 | \$ 595 | \$ 7,033 | \$ - |
| Prior Years Deobligations (Recoveries) | 54 | 71 | 125 | 64 |
| Prior Years Carryover | 3,096 | 2,184 | 5,280 | - |
| FY 2016 Authority Available | <u>9,588</u> | <u>2,850</u> | <u>12,438</u> | <u>64</u> |
| Less: Total Obligations | <u>2,592</u> | <u>30</u> | <u>2,622</u> | <u>1,964</u> |
| Unobligated Balance | <u>6,996</u> | <u>2,820</u> | <u>9,816</u> | <u>(1,900)</u> |
| Less: Unobligated Commitments | <u>9</u> | <u>27</u> | <u>36</u> | <u>10</u> |
| Unobligated/Uncommitted Balance | <u>6,987</u> | <u>2,793</u> | <u>9,780</u> | <u>(1,910)</u> |
| Less: Allocations not Obligated/Committed | 11 | 21 | 32 | (2) |
| Reserve ⁽²⁾ | 1,000 | 225 | 1,225 | - |
| Sub-total Allocations not Obligated/Committed | <u>1,011</u> | <u>246</u> | <u>1,257</u> | <u>(2)</u> |
| Authority Available - Unallocated | <u>\$ 5,976</u> | <u>\$ 2,547</u> | <u>\$ 8,523</u> | <u>\$ (1,908)</u> |

NOTES:

(1) Pursuant to Sec. 105 of P.L. 114-53, OMB apportioned funding at a rate of operations equal to 19.67%, which has been made available for use thru December 11, 2015 (\$1,305M).

(2) \$1,225M provision for the reserve (\$1B for majors and \$225M for base). FEMA will continue to evaluate the reserve to support no-notice events and may make future adjustments.

Source of financial information is the Integrated Financial Management Information System (IFMIS)

APPENDIX B: DRF Funding Activity (Details)

Disaster Relief Fund Monthly Obligations FY 2016
 DRF Monthly Spend Plan (FY 2016)
 (\$ in millions)
 As of 11/30/2015

| | Oct-15 | Nov-15 | Dec-15 | Jan-16 | Feb-16 | Mar-16 | Apr-16 | May-16 | Jun-16 | Jul-16 | Aug-16 | Sep-16 | Total |
|---|---------------|---------------|--------------|--------------|--------------|--------------|--------------|--------------|--------------|--------------|--------------|--------------|--------------|
| Beginning of Month DRF Balance | \$ 5,280 | \$ 11,716 | \$ 9,816 | \$ 8,665 | \$ 7,881 | \$ 7,014 | \$ 6,470 | \$ 5,936 | \$ 5,558 | \$ 5,344 | \$ 4,955 | \$ 4,677 | |
| FY 2016 Appropriation/CR ⁽¹⁾ | 7,033 | | | | | | | | | | | | |
| Total Available Beginning of Month | 12,313 | 11,716 | 9,816 | 8,665 | 7,881 | 7,014 | 6,470 | 5,936 | 5,558 | 5,344 | 4,955 | 4,677 | |
| Major Declarations | 9,534 | 8,903 | 6,996 | 5,891 | 5,115 | 4,269 | 3,747 | 3,256 | 2,918 | 2,721 | 2,407 | 2,164 | |
| Base | 2,779 | 2,813 | 2,820 | 2,774 | 2,766 | 2,745 | 2,723 | 2,680 | 2,640 | 2,623 | 2,548 | 2,513 | |
| DRF Base Activities ⁽²⁾ | | | | | | | | | | | | | |
| Emergencies | | | | | | | | | | | | | |
| Monthly Actual/Estimated Obligations | - | (1) | (17) | (17) | (17) | (15) | (28) | (28) | (19) | (19) | (28) | (29) | (218) |
| Fire Management | | | | | | | | | | | | | |
| Monthly Actual/Estimated Obligations | (2) | (1) | (12) | (7) | (12) | (4) | (2) | (9) | (3) | (32) | (16) | (30) | (130) |
| Surge | | | | | | | | | | | | | |
| Monthly Actual/Estimated Obligations | (3) | (1) | (4) | (4) | (4) | (4) | (10) | (10) | (4) | (4) | (9) | (13) | (70) |
| Disaster Support & Other Activities | | | | | | | | | | | | | |
| DRS Monthly Actual/Estimated Obligations | (1) | (19) | (25) | (18) | (25) | (31) | (34) | (33) | (29) | (54) | (22) | (51) | (342) |
| Other Monthly Actual/Estimated Obligations | - | (2) | (29) | (3) | (4) | (9) | (10) | (1) | (3) | (7) | (1) | (3) | (72) |
| Monthly Actual/Estimated Obligations | (1) | (21) | (54) | (21) | (29) | (40) | (44) | (34) | (32) | (61) | (23) | (54) | (414) |
| Actual/Estimated Base Obligations | (6) | (24) | (87) | (49) | (62) | (63) | (84) | (81) | (58) | (116) | (76) | (126) | (832) |
| DRF DR Activities | | | | | | | | | | | | | |
| Average Monthly Major DR Activity (Non-Cat.) | | | | | | | | | | | | | |
| Monthly Actual/Estimated Obligations | (242) | (261) | (306) | (219) | (200) | (238) | (224) | (179) | (118) | (114) | (185) | (273) | (2,559) |
| Gustav | | | | | | | | | | | | | |
| Initial FY16 Spend Plan | (3) | (3) | (1) | (2) | (4) | (2) | (2) | (5) | (1) | (2) | (1) | (1) | (27) |
| Monthly Actual/Estimated Obligations | (2) | (3) | (2) | (1) | (1) | (2) | (1) | (4) | (2) | (4) | (1) | (4) | (27) |
| Ike | | | | | | | | | | | | | |
| Initial FY16 Spend Plan | (22) | (14) | (6) | (17) | (27) | (2) | (3) | (1) | (1) | (5) | (1) | (7) | (106) |
| Monthly Actual/Estimated Obligations | (14) | (11) | (6) | (32) | (31) | (2) | (6) | (1) | (2) | (6) | - | (9) | (120) |
| Katrina Rita Wilma | | | | | | | | | | | | | |
| Initial FY16 Spend Plan | (58) | (69) | (54) | (66) | (67) | (45) | (35) | (45) | (25) | (42) | (34) | (113) | (653) |
| Monthly Actual/Estimated Obligations | (58) | (53) | (20) | (76) | (89) | (63) | (33) | (48) | (30) | (42) | (37) | (116) | (665) |
| Midwest Floods | | | | | | | | | | | | | |
| Initial FY16 Spend Plan | (1) | (4) | (4) | (4) | (7) | (3) | (1) | (1) | - | - | - | - | (25) |
| Monthly Actual/Estimated Obligations | - | - | (3) | (11) | (7) | (3) | (2) | (1) | - | - | - | - | (27) |
| TN Floods | | | | | | | | | | | | | |
| Initial FY16 Spend Plan | - | - | (1) | (2) | (1) | (2) | (1) | (3) | - | - | - | - | (10) |
| Monthly Actual/Estimated Obligations | - | - | - | - | (1) | - | (1) | (1) | (3) | (3) | (1) | - | (10) |
| 2011 Spring Tornadoes | | | | | | | | | | | | | |
| Initial FY16 Spend Plan | (3) | (1) | (1) | - | (1) | - | (1) | (2) | (1) | (2) | (1) | - | (13) |
| Monthly Actual/Estimated Obligations | (1) | (1) | (1) | (1) | (2) | - | (2) | (2) | (1) | (2) | (1) | - | (14) |

APPENDIX B: DRF Funding Activity (Details)

Disaster Relief Fund Monthly Obligations FY 2016
 DRF Monthly Spend Plan (FY 2016)
 (\$ in millions)
 As of 11/30/2015

| | Oct-15 | Nov-15 | Dec-15 | Jan-16 | Feb-16 | Mar-16 | Apr-16 | May-16 | Jun-16 | Jul-16 | Aug-16 | Sep-16 | Total |
|--|------------------|-----------------|-----------------|-----------------|-----------------|-----------------|-----------------|-----------------|-----------------|-----------------|-----------------|-----------------|----------------|
| 2011 Spring Floods | | | | | | | | | | | | | |
| Initial FY16 Spend Plan | (1) | (3) | (2) | - | (1) | (2) | - | (4) | (1) | (1) | - | (5) | (20) |
| Monthly Actual/Estimated Obligations | (4) | (4) | (2) | - | (1) | (2) | - | (4) | (1) | (1) | - | (5) | (24) |
| Irene | | | | | | | | | | | | | |
| Initial FY16 Spend Plan | (4) | (10) | (10) | (5) | (3) | (14) | (3) | (13) | (5) | (3) | (2) | (1) | (73) |
| Monthly Actual/Estimated Obligations | (4) | (4) | (8) | (6) | (5) | (16) | (8) | (14) | (8) | (3) | (2) | (3) | (81) |
| Lee | | | | | | | | | | | | | |
| Initial FY16 Spend Plan | (3) | (4) | (5) | (12) | (1) | (1) | (11) | (1) | - | (5) | - | (1) | (44) |
| Monthly Actual/Estimated Obligations | - | (1) | (4) | (13) | (1) | (1) | (14) | (2) | (1) | (5) | (1) | (1) | (44) |
| Isaac | | | | | | | | | | | | | |
| Initial FY16 Spend Plan | (7) | (3) | (3) | (4) | (2) | (3) | (4) | (8) | (4) | (1) | (3) | - | (42) |
| Monthly Actual/Estimated Obligations | - | (8) | (1) | (4) | (4) | (4) | (3) | (8) | (4) | (1) | (4) | - | (41) |
| Sandy | | | | | | | | | | | | | |
| Initial FY16 Spend Plan | (409) | (1,304) | (1,445) | (269) | (127) | (272) | (175) | (88) | (36) | (141) | (32) | (60) | (4,358) |
| Monthly Actual/Estimated Obligations | (317) | (1,593) | (771) | (427) | (516) | (207) | (209) | (94) | (46) | (147) | (32) | (62) | (4,421) |
| 2013 Colorado Flood | | | | | | | | | | | | | |
| Initial FY16 Spend Plan | (10) | (1) | (6) | (4) | (8) | (5) | (9) | (2) | (3) | (8) | (1) | (1) | (58) |
| Monthly Actual/Estimated Obligations | (10) | (1) | (2) | (7) | (9) | (5) | (9) | (2) | (3) | (8) | (1) | (1) | (58) |
| Total Catastrophic Actual/Estimated Obligations | (410) | (1,679) | (820) | (578) | (667) | (305) | (288) | (181) | (101) | (222) | (80) | (201) | (5,532) |
| Total DR Actual/Estimated Obligations | (652) | (1,940) | (1,126) | (797) | (867) | (543) | (512) | (360) | (219) | (336) | (265) | (474) | (8,091) |
| FY16 Recoveries | | | | | | | | | | | | | |
| Monthly Recoveries | 61 | 64 | 62 | 62 | 62 | 62 | 62 | 63 | 63 | 63 | 63 | 63 | 750 |
| Major declarations | 21 | 33 | | | | | | | | | | | |
| Base | 40 | 31 | | | | | | | | | | | |
| Reserve for No-Notice Event ⁽³⁾ | | | | | | | | | | | | | (1,225) |
| DRF Available at End of Month (Including Recoveries) ⁽⁴⁾ | \$ 11,716 | \$ 9,816 | \$ 8,665 | \$ 7,881 | \$ 7,014 | \$ 6,470 | \$ 5,936 | \$ 5,558 | \$ 5,344 | \$ 4,955 | \$ 4,677 | \$ 2,915 | |

Actual
 Estimate

NOTES:

- (1) Pursuant to Sec. 105 of P.L. 114-53, OMB apportioned funding at a rate of operations equal to 19.67%, which has been made available for use thru December 11, 2015 (\$1,305M).
- (2) Month-to-month projections for Base and Non-Cat activities (excluding DRS) are based on historical averages.
- (3) Ending balance reduced by \$1.225B provision for reserve. FEMA will continue to evaluate the reserve to support no-notice events and may make future adjustments.
- (4) Current estimates do not include potential obligations related to the following which could significantly reduce the DRF ending balance.
 - Potential obligations related to Katrina projects that are pending resolution. Estimated costs could exceed \$1B.
 - Unfunded FTA projects related to Sandy that may be Stafford Act eligible. We are currently assessing the potential impact, if any, which if applicable, could be significant.
 - Pending arbitrations related to Katrina in Louisiana.

APPENDIX B: DRF Funding Activity (By Catastrophic Disaster)

Disaster Relief Fund Monthly Detailed Obligations FY 2016

(\$ in millions)

| Event/DR | Cumulative | | | | | | | | | | | | | FY16 Total |
|---------------------------|---|-------------|-------------|-------------|-------------|-------------|-------------|-------------|-------------|-------------|-------------|-------------|--------------|--------------|
| | Obligations Thru FY15 ⁽¹⁾ | October | November | December | January | February | March | April | May | June | July | August | September | |
| | | Actual | Actual | Estimated | Estimated | Estimated | Estimated | Estimated | Estimated | Estimated | Estimated | Estimated | Estimated | |
| Gustav | | | | | | | | | | | | | | |
| 1786-LA | (1,609) | (2) | (3) | (2) | (1) | (1) | (2) | (1) | (4) | (2) | (4) | (1) | (4) | \$ (27) |
| 1789-AL | (10) | - | - | - | - | - | - | - | - | - | - | - | - | - |
| 1793-AR | (6) | - | - | - | - | - | - | - | - | - | - | - | - | - |
| 1794-MS | (42) | - | - | - | - | - | - | - | - | - | - | - | - | - |
| 1806-FL | (7) | - | - | - | - | - | - | - | - | - | - | - | - | - |
| Emergencies | (66) | - | - | - | - | - | - | - | - | - | - | - | - | - |
| | (1,740) | (2) | (3) | (2) | (1) | (1) | (2) | (1) | (4) | (2) | (4) | (1) | (4) | (27) |
| Ike | | | | | | | | | | | | | | |
| 1791-TX | (4,336) | (14) | (10) | (6) | (24) | (25) | (1) | (3) | - | (1) | (5) | - | (7) | (96) |
| 1792-LA | (342) | - | (1) | - | (8) | (6) | (1) | (3) | (1) | (1) | (1) | - | (2) | (24) |
| 1797-AL | (8) | - | - | - | - | - | - | - | - | - | - | - | - | - |
| 1802-KY | (24) | - | - | - | - | - | - | - | - | - | - | - | - | - |
| 1804-AR | (3) | - | - | - | - | - | - | - | - | - | - | - | - | - |
| 1805-OH | (56) | - | - | - | - | - | - | - | - | - | - | - | - | - |
| Emergencies | (44) | - | - | - | - | - | - | - | - | - | - | - | - | - |
| | (4,813) | (14) | (11) | (6) | (32) | (31) | (2) | (6) | (1) | (2) | (6) | - | (9) | (120) |
| Katrina Rita Wilma | | | | | | | | | | | | | | |
| 1602-FL | (235) | (1) | - | - | - | - | - | - | - | - | - | - | - | (1) |
| 1603-LA | (30,681) | (45) | (42) | (18) | (66) | (80) | (40) | (29) | (44) | (20) | (35) | (33) | (110) | (562) |
| 1604-MS | (10,081) | (9) | (2) | (1) | (3) | (5) | (18) | (1) | (1) | (7) | (2) | - | (2) | (51) |
| 1605-AL | (1,034) | - | - | - | - | - | - | - | - | - | - | - | - | - |
| 1606-TX | (1,878) | - | - | - | - | - | - | - | - | - | - | - | - | - |
| 1607-LA | (1,900) | (2) | - | - | (7) | (3) | (2) | (3) | (3) | (1) | (1) | - | - | (22) |
| 1609-FL | (2,561) | (1) | (9) | (1) | - | (1) | (3) | - | - | (2) | (4) | (4) | (4) | (29) |
| Emergencies | (798) | - | - | - | - | - | - | - | - | - | - | - | - | - |
| | (49,168) | (58) | (53) | (20) | (76) | (89) | (63) | (33) | (48) | (30) | (42) | (37) | (116) | (665) |
| Midwest Floods | | | | | | | | | | | | | | |
| 1760-MO | (3) | - | - | - | - | - | - | - | - | - | - | - | - | - |
| 1763-IA | (1,912) | - | - | (3) | (11) | (7) | (3) | (2) | (1) | - | - | - | - | (27) |
| 1765-NE | (2) | - | - | - | - | - | - | - | - | - | - | - | - | - |
| 1766-IN | (224) | - | - | - | - | - | - | - | - | - | - | - | - | - |
| 1768-WI | (156) | - | - | - | - | - | - | - | - | - | - | - | - | - |
| 1770-NE | (48) | - | - | - | - | - | - | - | - | - | - | - | - | - |
| 1771-IL | (97) | - | - | - | - | - | - | - | - | - | - | - | - | - |
| 1772-MN | (9) | - | - | - | - | - | - | - | - | - | - | - | - | - |
| 1773-MO | (55) | - | - | - | - | - | - | - | - | - | - | - | - | - |
| 1774-SD | (8) | - | - | - | - | - | - | - | - | - | - | - | - | - |
| 1775-OK | (11) | - | - | - | - | - | - | - | - | - | - | - | - | - |
| 1776-KS | (64) | - | - | - | - | - | - | - | - | - | - | - | - | - |
| 1777-MI | (18) | - | - | - | - | - | - | - | - | - | - | - | - | - |
| | (2,607) | - | - | (3) | (11) | (7) | (3) | (2) | (1) | - | - | - | - | (27) |

APPENDIX B: DRF Funding Activity (By Catastrophic Disaster)

Disaster Relief Fund Monthly Detailed Obligations FY 2016

(\$ in millions)

| Event/DR | Cumulative Obligations Thru FY15 ⁽¹⁾ | October | November | December | January | February | March | April | May | June | July | August | September | FY16 Total |
|------------------------------|---|------------|------------|------------|------------|------------|-------------|------------|-------------|------------|------------|------------|------------|-------------|
| | | Actual | Actual | Estimated | Estimated | Estimated | Estimated | Estimated | Estimated | Estimated | Estimated | Estimated | | |
| TN Floods | | | | | | | | | | | | | | |
| 1909-TN | (535) | - | - | - | - | (1) | - | (1) | (1) | (3) | (3) | (1) | - | (10) |
| | (535) | - | - | - | - | (1) | - | (1) | (1) | (3) | (3) | (1) | - | (10) |
| 2011 Spring Tornadoes | | | | | | | | | | | | | | |
| 1971-AL | (709) | - | (1) | (1) | - | (1) | - | (1) | - | - | - | - | - | (4) |
| 1972-MS | (68) | (1) | - | - | - | - | - | - | - | - | - | - | - | (1) |
| 1973-GA | (45) | - | - | - | (1) | - | - | - | - | - | - | - | - | (1) |
| 1974-TN | (92) | - | - | - | - | - | - | - | - | - | (1) | - | - | (1) |
| 1975-AR | (104) | - | - | - | - | - | - | - | - | - | - | - | - | - |
| 1976-KY | (60) | - | - | - | - | - | - | (1) | (1) | - | - | - | - | (2) |
| 1980-MO | (533) | - | - | - | - | (1) | - | - | (1) | (1) | (1) | (1) | - | (5) |
| Emergencies | (1) | - | - | - | - | - | - | - | - | - | - | - | - | - |
| | (1,612) | (1) | (1) | (1) | (1) | (2) | - | (2) | (2) | (1) | (2) | (1) | - | (14) |
| 2011 Spring Floods | | | | | | | | | | | | | | |
| 1981-ND | (627) | (4) | (4) | (2) | - | (1) | (2) | - | (4) | (1) | (1) | - | (5) | (24) |
| 1982-MN | (28) | - | - | - | - | - | - | - | - | - | - | - | - | - |
| 1983-MS | (36) | - | - | - | - | - | - | - | - | - | - | - | - | - |
| 1984-SD | (81) | - | - | - | - | - | - | - | - | - | - | - | - | - |
| Emergencies | (39) | - | - | - | - | - | - | - | - | - | - | - | - | - |
| | (811) | (4) | (4) | (2) | - | (1) | (2) | - | (4) | (1) | (1) | - | (5) | (24) |
| Irene | | | | | | | | | | | | | | |
| 4017-PR | (136) | - | - | (1) | - | (1) | - | (2) | - | - | - | - | - | (4) |
| 4019-NC | (196) | - | - | - | (1) | - | - | - | - | (1) | - | (1) | - | (3) |
| 4020-NY | (880) | (2) | (3) | (5) | (1) | (2) | (12) | (4) | (13) | (6) | (1) | (1) | (1) | (51) |
| 4021-NJ | (405) | - | (1) | (1) | (1) | - | (3) | - | (1) | (1) | (1) | - | (1) | (10) |
| 4022-VT | (323) | (1) | - | (1) | (2) | (2) | (1) | (1) | - | - | - | - | - | (8) |
| 4023-CT | (78) | - | - | - | - | - | - | - | - | - | - | - | - | - |
| 4024-VA | (71) | - | - | - | - | - | - | - | - | - | (1) | - | (1) | (2) |
| 4025-PA | (101) | - | - | - | - | - | - | (1) | - | - | - | - | - | (1) |
| 4026-NH | (27) | - | - | - | - | - | - | - | - | - | - | - | - | - |
| 4027-RI | (12) | - | - | - | - | - | - | - | - | - | - | - | - | - |
| 4028-MA | (49) | (1) | - | - | (1) | - | - | - | - | - | - | - | - | (2) |
| 4032-ME | (3) | - | - | - | - | - | - | - | - | - | - | - | - | - |
| 4034-MD | (25) | - | - | - | - | - | - | - | - | - | - | - | - | - |
| 4036-DC | (3) | - | - | - | - | - | - | - | - | - | - | - | - | - |
| 4037-DE | (3) | - | - | - | - | - | - | - | - | - | - | - | - | - |
| Emergencies | (60) | - | - | - | - | - | - | - | - | - | - | - | - | - |
| | (2,372) | (4) | (4) | (8) | (6) | (5) | (16) | (8) | (14) | (8) | (3) | (2) | (3) | (81) |

APPENDIX B: DRF Funding Activity (By Catastrophic Disaster)

Disaster Relief Fund Monthly Detailed Obligations FY 2016

(\$ in millions)

| Event/DR | Cumulative Obligations Thru FY15 ⁽¹⁾ | October | November | December | January | February | March | April | May | June | July | August | September | FY16 Total |
|----------------------------|---|-----------------|-------------------|-----------------|-----------------|-----------------|-----------------|-----------------|-----------------|-----------------|-----------------|----------------|-----------------|-------------------|
| | | Actual | Actual | Estimated | Estimated | Estimated | Estimated | Estimated | Estimated | Estimated | Estimated | Estimated | | |
| Lee | | | | | | | | | | | | | | |
| 4030-PA | (375) | - | - | - | - | - | - | - | - | - | - | (1) | (1) | (2) |
| 4031-NY | (407) | - | (1) | (3) | (13) | (1) | (1) | (14) | (2) | (1) | (5) | - | - | (41) |
| 4038-MD | (13) | - | - | - | - | - | - | - | - | - | - | - | - | - |
| 4039-NJ | (6) | - | - | - | - | - | - | - | - | - | - | - | - | - |
| 4041-LA | (7) | - | - | (1) | - | - | - | - | - | - | - | - | - | (1) |
| 4045-VA | (8) | - | - | - | - | - | - | - | - | - | - | - | - | - |
| Emergencies | (2) | - | - | - | - | - | - | - | - | - | - | - | - | - |
| | (818) | - | (1) | (4) | (13) | (1) | (1) | (14) | (2) | (1) | (5) | (1) | (1) | (44) |
| Isaac | | | | | | | | | | | | | | |
| 4080-LA | (680) | - | (2) | (1) | (4) | (3) | (2) | (3) | (7) | (4) | (1) | (4) | - | (31) |
| 4081-MS | (92) | - | (1) | - | - | (1) | (1) | - | - | - | - | - | - | (3) |
| 4082-AL | (9) | - | - | - | - | - | - | - | - | - | - | - | - | - |
| 4084-FL | (25) | - | (5) | - | - | - | (1) | - | (1) | - | - | - | - | (7) |
| Emergencies | (10) | - | - | - | - | - | - | - | - | - | - | - | - | - |
| | (816) | - | (8) | (1) | (4) | (4) | (4) | (3) | (8) | (4) | (1) | (4) | - | (41) |
| Sandy | | | | | | | | | | | | | | |
| 4085-NY | (12,490) | (266) | (1,550) | (758) | (385) | (481) | (197) | (167) | (68) | (36) | (136) | (31) | (60) | (4,135) |
| 4086-NJ | (2,982) | (48) | (40) | (12) | (39) | (34) | (8) | (42) | (26) | (6) | (11) | (1) | (1) | (268) |
| 4087-CT | (115) | (2) | (1) | (1) | (1) | - | - | - | - | (3) | - | - | - | (8) |
| 4089-RI | (17) | (1) | (1) | - | - | - | - | - | - | - | - | - | - | (2) |
| 4090-DE | (8) | - | - | - | - | - | - | - | - | - | - | - | - | - |
| 4091-MD | (49) | - | - | - | - | - | - | - | - | - | - | - | - | - |
| 4092-VA | (14) | - | - | - | - | - | - | - | - | - | - | - | - | - |
| 4093-WV | (23) | - | - | - | - | - | - | - | - | - | - | - | - | - |
| 4095-NH | (3) | - | - | - | - | - | - | - | - | - | - | - | - | - |
| 4096-DC | (3) | - | - | - | - | - | - | - | - | - | - | - | - | - |
| 4097-MA | (16) | - | - | - | - | (1) | (2) | - | - | (1) | - | - | (1) | (5) |
| 4098-OH | (23) | - | (1) | - | (2) | - | - | - | - | - | - | - | - | (3) |
| 4099-PA | (17) | - | - | - | - | - | - | - | - | - | - | - | - | - |
| Emergencies | (26) | - | - | - | - | - | - | - | - | - | - | - | - | - |
| | (15,786) | (317) | (1,593) | (771) | (427) | (516) | (207) | (209) | (94) | (46) | (147) | (32) | (62) | (4,421) |
| 2013 Colorado Flood | | | | | | | | | | | | | | |
| 4145-CO | (590) | (10) | (1) | (2) | (7) | (9) | (5) | (9) | (2) | (3) | (8) | (1) | (1) | (58) |
| | (590) | (10) | (1) | (2) | (7) | (9) | (5) | (9) | (2) | (3) | (8) | (1) | (1) | (58) |
| TOTAL | \$ (81,668) | \$ (410) | \$ (1,679) | \$ (820) | \$ (578) | \$ (667) | \$ (305) | \$ (288) | \$ (181) | \$ (101) | \$ (222) | \$ (80) | \$ (201) | \$ (5,532) |

NOTES:

(1) Adjusted for recoveries occurring in FY 2016 against prior year obligations.

APPENDIX C: Hurricane Sandy (Actual Obligations by Program)

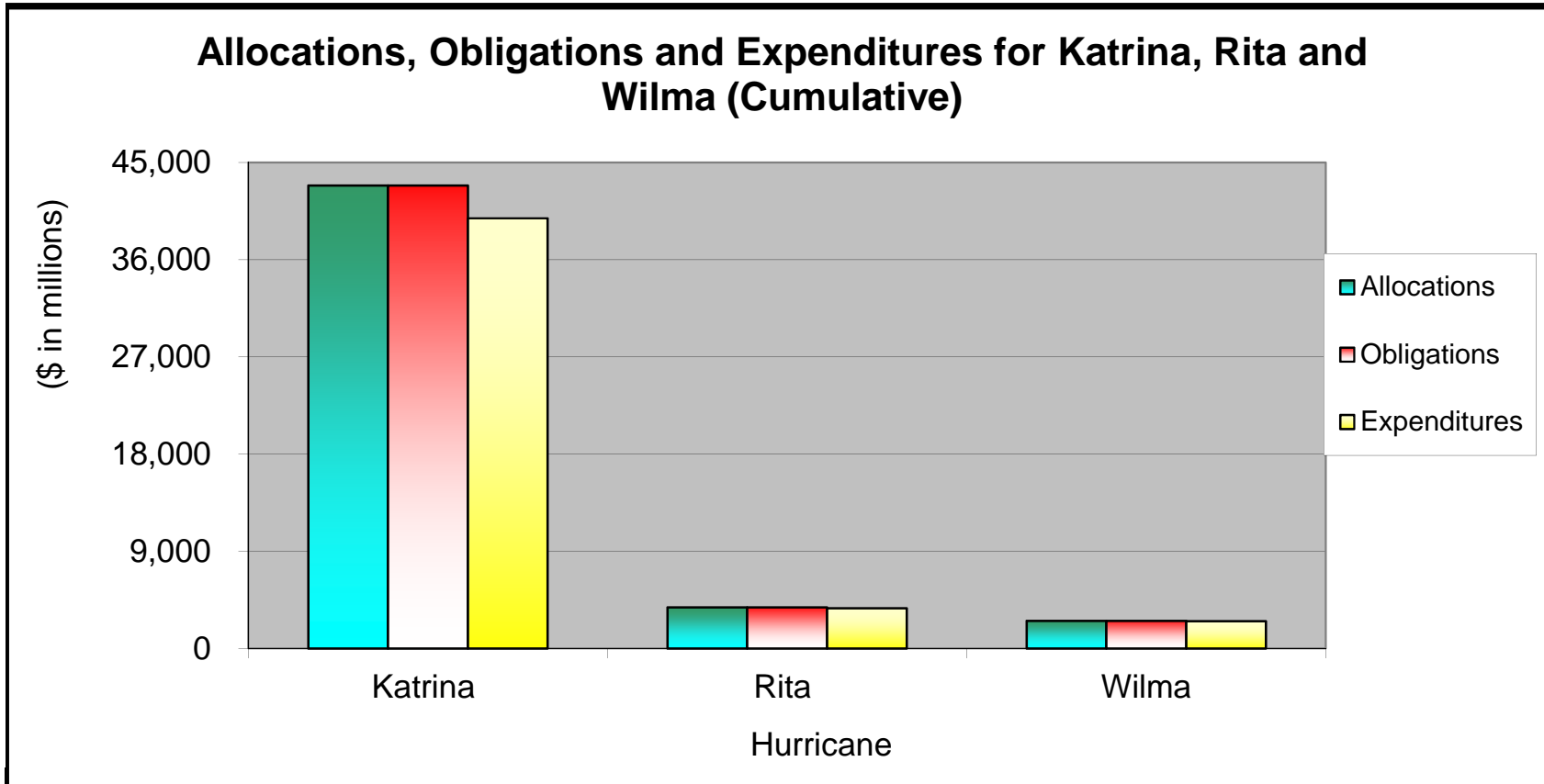
Hurricane Sandy FY 2016 Actuals/Estimates
As of 11/30/2015
(\$ in Millions)

| Category | Cumulative Obligations Thru 2015 ⁽¹⁾ | Actual/Estimated 1st Qtr | Estimated 2nd Qtr | Estimated 3rd Qtr | Estimated 4th Qtr | Fiscal Year 2016 Totals | Totals Thru FY16 |
|-----------------------|---|--------------------------|-------------------|-------------------|-------------------|-------------------------|------------------|
| Public Assistance | \$ 11,711 | \$ 2,603 | \$ 962 | \$ 225 | \$ 143 | \$ 3,933 | \$ 15,644 |
| Individual Assistance | 1,635 | - | - | - | - | - | 1,635 |
| Mitigation | 796 | 39 | 162 | 102 | 76 | 379 | 1,175 |
| Operations | 324 | - | - | - | - | - | 324 |
| Administrative | 1,320 | 39 | 26 | 22 | 22 | 109 | 1,429 |
| Total | \$ 15,786 | \$ 2,681 | \$ 1,150 | \$ 349 | \$ 241 | \$ 4,421 | \$ 20,207 |

(1) Adjusted for recoveries occurring in FY 2016 against prior year obligations.

APPENDIX D: ALLOCATIONS, OBLIGATIONS AND EXPENDITURES

As of 11/30/2015



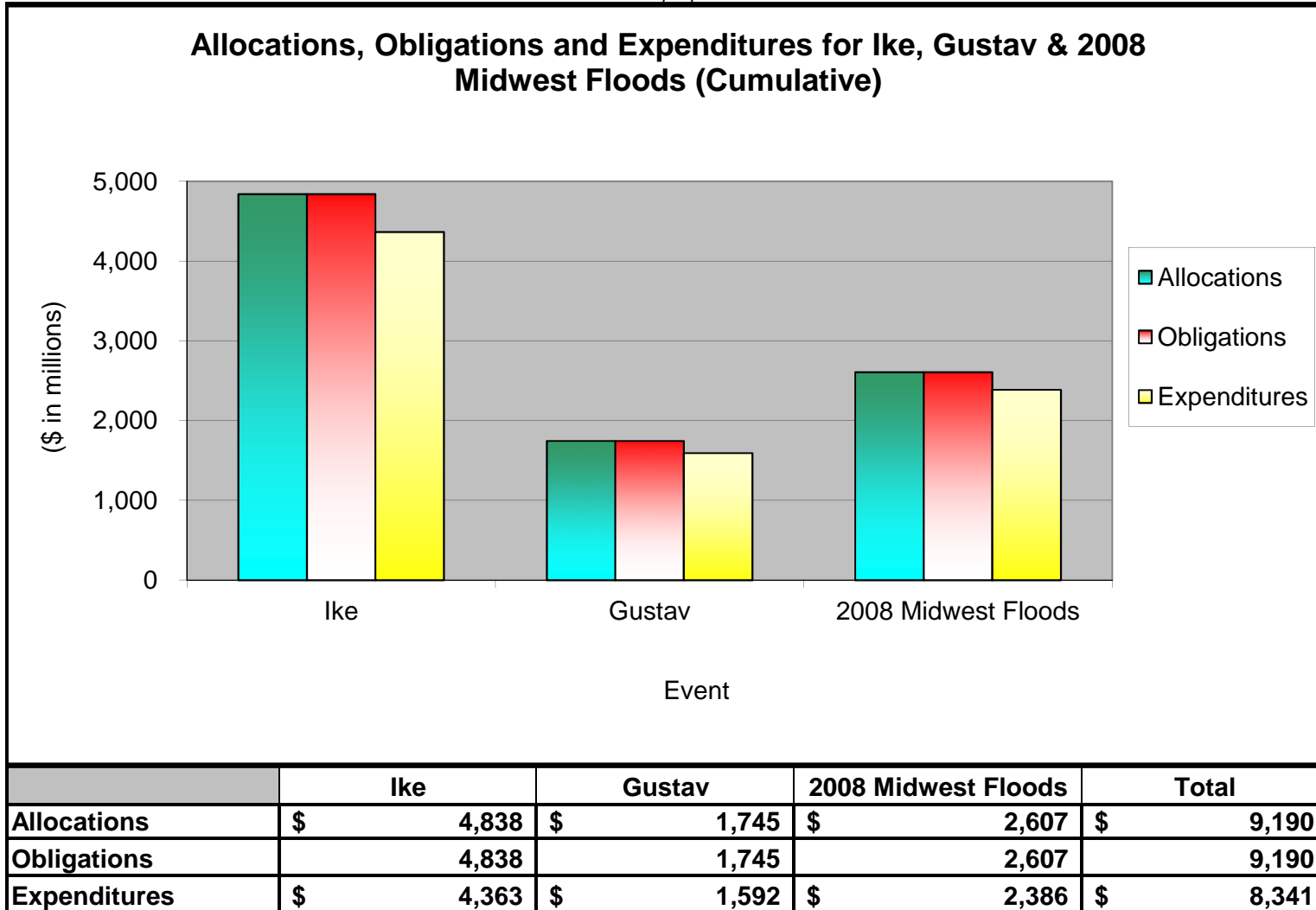
| | Katrina | Rita | Wilma | Total |
|---------------------|-----------|----------|----------|-----------|
| Allocations | \$ 42,894 | \$ 3,813 | \$ 2,572 | \$ 49,279 |
| Obligations | 42,894 | 3,813 | 2,572 | 49,279 |
| Expenditures | \$ 39,853 | \$ 3,726 | \$ 2,528 | \$ 46,107 |

Source of financial information is the Integrated Financial Information Management System (IFMIS)

Total obligations include prior-year de-obligations

APPENDIX D: ALLOCATIONS, OBLIGATIONS AND EXPENDITURES

As of 11/30/2015

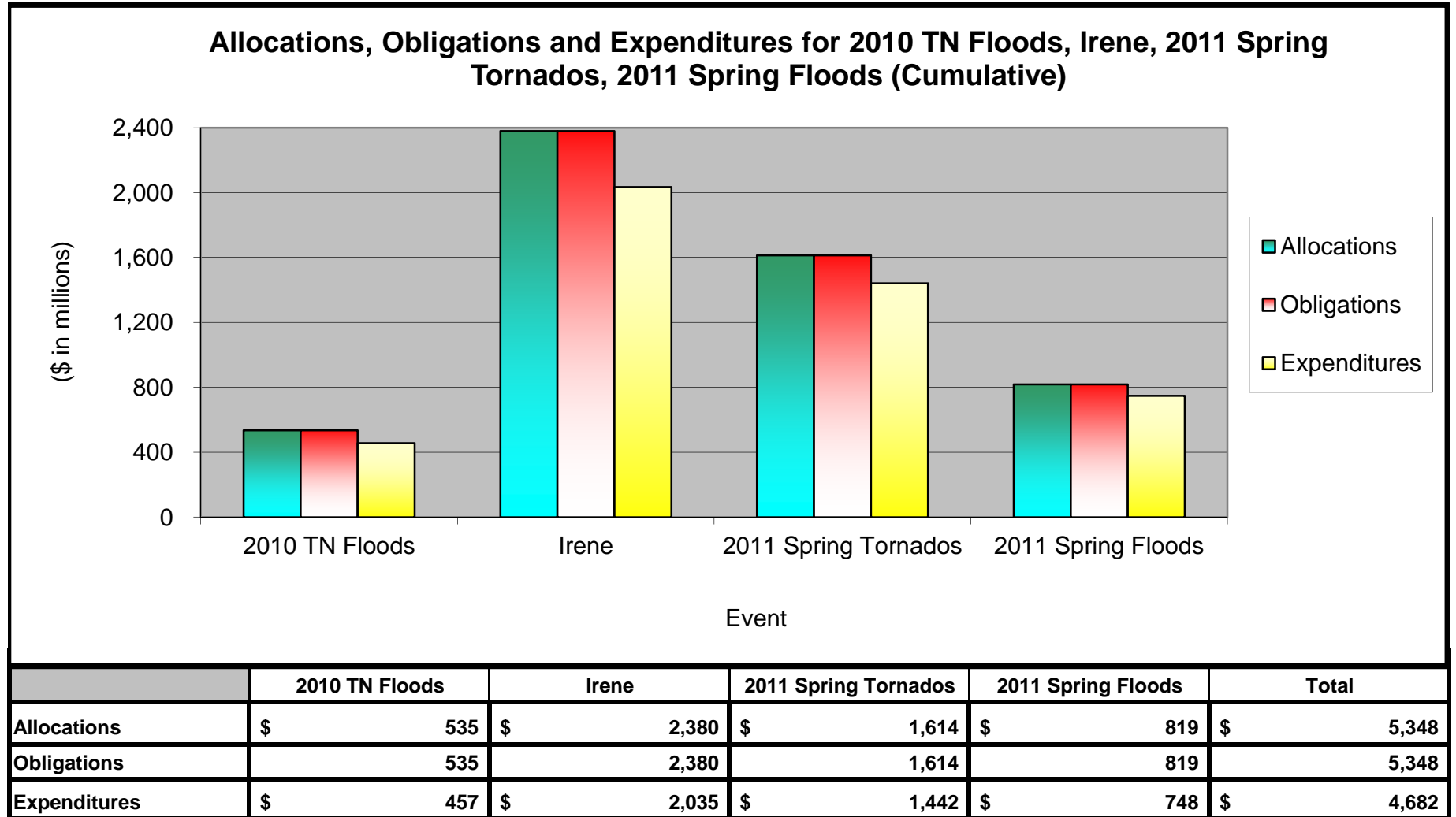


Source of financial information is the Integrated Financial Information Management System (IFMIS)

Total obligations include prior-year de-obligations

APPENDIX D: ALLOCATIONS, OBLIGATIONS AND EXPENDITURES

As of 11/30/2015

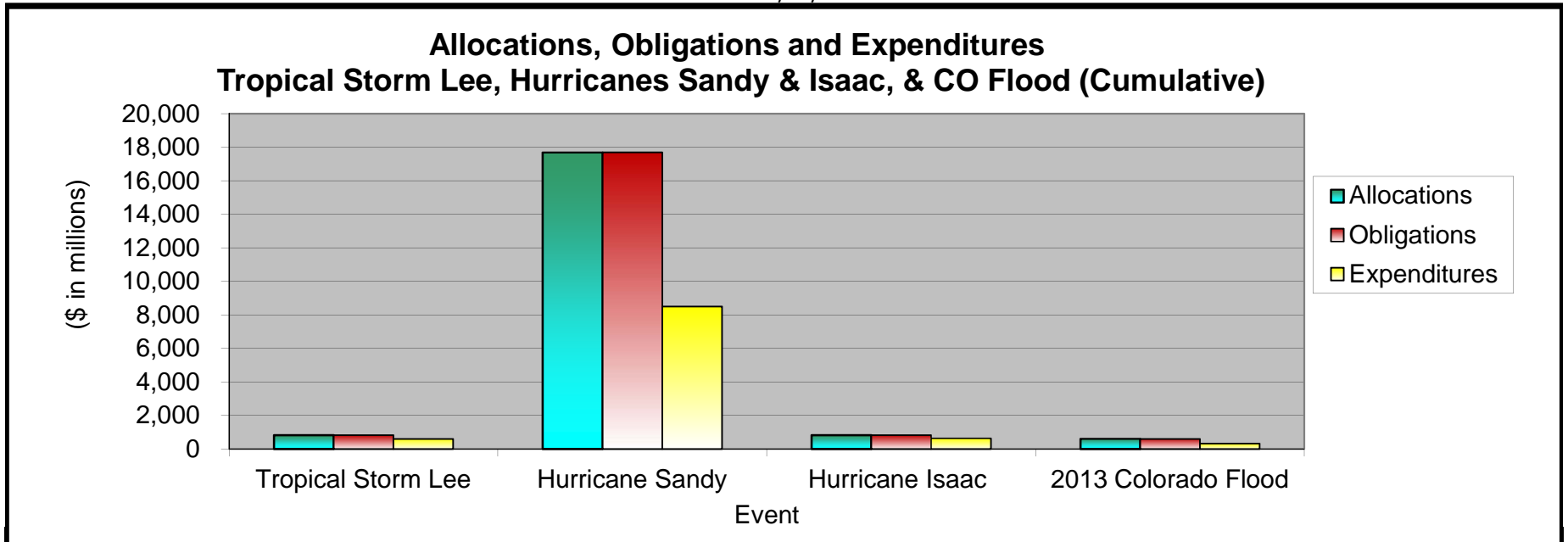


Source of financial information is the Integrated Financial Information Management System (IFMIS)

Total obligations include prior-year de-obligations

APPENDIX D: ALLOCATIONS, OBLIGATIONS AND EXPENDITURES

As of 11/30/2015



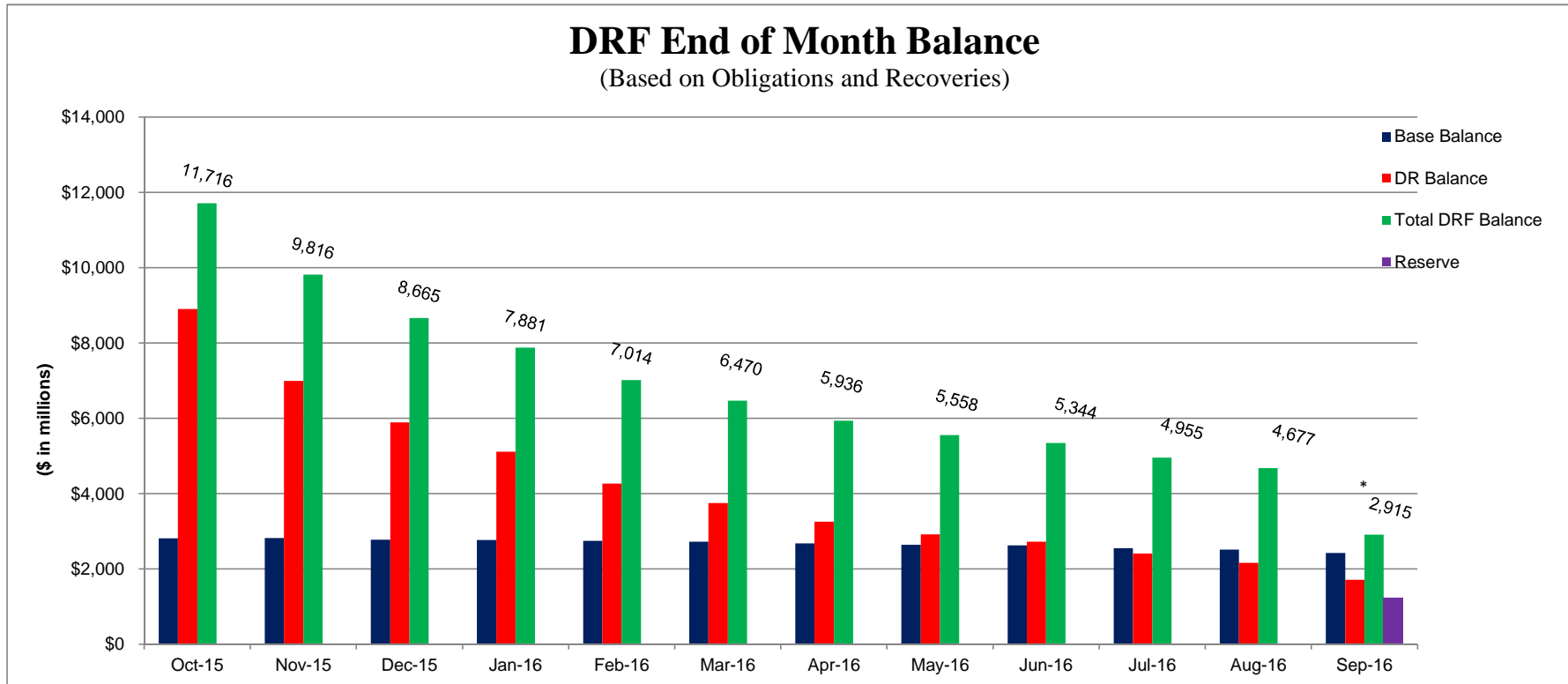
| | Tropical Storm Lee | Hurricane Sandy | Hurricane Isaac | 2013 Colorado Flood | Total |
|---------------------|--------------------|-----------------|-----------------|---------------------|-----------|
| Allocations | \$ 819 | \$ 17,696 | \$ 824 | \$ 601 | \$ 19,940 |
| Obligations | 819 | 17,696 | 824 | 601 | 19,940 |
| Expenditures | \$ 597 | \$ 8,501 | \$ 634 | \$ 321 | \$ 10,053 |

Source of financial information is the Integrated Financial Information Management System (IFMIS)

Total obligations include prior-year de-obligations

APPENDIX E: Fund Exhaustion Date

As of 11/30/2015



* Ending balance reduced by \$1,225M provision for reserve (\$1B for majors and \$225M for base). FEMA will continue to evaluate the reserve to support no-notice events and may make future adjustments. In addition, current estimates do not include potential obligations related to the following which could significantly reduce the DRF ending balance.

- Potential obligations related to Katrina projects that are pending resolution. Estimated costs could exceed \$1B.
- Unfunded FTA projects related to Sandy that may be Stafford Act eligible. We are currently assessing the potential impact, if any, which if applicable, could be significant.
- Pending arbitrations related to Katrina in Louisiana.

(1) Includes FY 2016 funding for the following major disaster events:

- | | |
|---------------------------------|-----------------------|
| - Hurricanes Katrina/Rita/Wilma | - 2011 Spring Floods |
| - Hurricane Gustav | - Hurricane Irene |
| - Hurricane Ike | - Tropical Storm Lee |
| - Midwest Flooding | - Hurricane Isaac |
| - 2010 TN Flooding | - Hurricane Sandy |
| - 2011 Spring Tornadoes | - 2013 Colorado Flood |

(2) Month-to-month projections for Base and Non-Cat activities (excluding DRS) are based on historical averages.

(3) Estimates based on December 2015 FEMA Spend Plans.

APPENDIX F: FY 2016 DRF Bridge Table

FY 2016 DRF Bridge Table

| Event | FY 2016 Estimated Total Obligations (\$ in millions) | | | | | Changes from Baseline | | Month-to-Month Change |
|--|--|----------------------------|-----------------------------|----------------------|-------------------------|--|---|-----------------------|
| | Baseline* | Current Month as of Nov-15 | Previous Month as of Oct-15 | Change from Baseline | Change from Prior Month | Cause/Reason | Cause/Reason | |
| DRF Base Activities | | | | | | | | |
| Emergencies | \$ 218 | \$ 218 | \$ 218 | \$ - | \$ - | No adjustments at this time. | No adjustments at this time. | |
| Fire Management | 130 | 130 | 130 | - | - | No adjustments at this time. | No adjustments at this time. | |
| Surge | 70 | 70 | 70 | - | - | No adjustments at this time. | No adjustments at this time. | |
| Disaster Support & Other Activities Total | 414 | 414 | 414 | - | - | No adjustments at this time. | No adjustments at this time. | |
| DRS | 342 | 342 | 342 | - | - | | | |
| Other Activities | 72 | 72 | 72 | - | - | | | |
| Base Sub-Total | <u>832</u> | <u>832</u> | <u>832</u> | <u>-</u> | <u>-</u> | | | |
| DRF DR Activities | | | | | | | | |
| Average Monthly Major DR Activity (Non-Cat.) | 2,559 | 2,559 | 2,559 | - | - | No adjustments at this time. | No adjustments at this time. | |
| Gustav | 27 | 27 | 26 | - | 1 | | Other Activity: \$1M. | |
| Ike | 106 | 120 | 109 | 14 | 11 | Public Assistance: \$7M increase primarily due to Galveston project closeout costs and project versions in 1791 TX. Hazard Mitigation: \$7M net increase primarily due to generator and drainage projects in 1792 LA. | Public Assistance: \$2M increase primarily due to a project version for the Univ. of Texas Medical Branch in 1791 TX. Hazard Mitigation: \$9M increase primarily due to added generator and drainage projects in 1792 LA. | |
| Katrina Rita Wilma | 653 | 665 | 661 | 12 | 4 | Public Assistance: \$6M net increase primarily due to an appeal in 1609 FL; \$5M net increase for New Orleans Housing Authority projects in 1603 LA. Administration: \$1M increase for salaries and benefits in 1603 LA. | Public Assistance: \$5M net increase primarily for New Orleans Housing Authority projects in 1603 LA; (\$2M) decrease for closeout cost adjustments in 1609 FL. Administration: \$1M increase for salaries and benefits in 1603 LA. | |
| Midwest Floods | 25 | 27 | 24 | 2 | 3 | Public Assistance: \$2M net increase for build out costs and scope adjustments for the University of Iowa in 1763 IA. | Public Assistance: \$3M net increase primarily due to build out costs and scope adjustments for the University of Iowa in 1763 IA. | |
| TN Floods | 10 | 10 | 10 | - | - | | | |
| 2011 Spring Tornadoes | 13 | 14 | 14 | 1 | - | Public Assistance: \$1M increase for closeout costs for the Tuscaloosa City Superintendent in 1971 AL. | | |
| 2011 Spring Floods | 20 | 24 | 24 | 4 | - | Activity in 1981 ND: Hazard Mitigation: \$3M increase for an accelerated SFM project. Other Activity: \$1M. | | |
| Irene | 73 | 81 | 77 | 8 | 4 | Public Assistance: \$3M net increase primarily due to an alternate project for Prattsville Fire District in 4020 NY; \$1M increase for closeout costs in 4021 NJ. Hazard Mitigation: \$2M increase for appeals in 4022 VT. Administration: \$2M increase for a technical assistance contract in 4020 NY. | Hazard Mitigation: \$2M increase for appeals in 4022 VT. Administration: \$2M increase for a technical assistance contract in 4020 NY. | |
| Lee | 44 | 44 | 44 | - | - | | | |

APPENDIX F: FY 2016 DRF Bridge Table

FY 2016 DRF Bridge Table

| Event | FY 2016 Estimated Total Obligations (\$ in millions) | | | | | Changes from Baseline | Month-to-Month Change |
|----------------------------|--|----------------------------|-----------------------------|----------------------|-------------------------|--|---|
| | Baseline* | Current Month as of Nov-15 | Previous Month as of Oct-15 | Change from Baseline | Change from Prior Month | Cause/Reason | Cause/Reason |
| Isaac | 42 | 41 | 42 | (1) | (1) | Public Assistance: (\$1M) decrease primarily due to project cost reconciliations in 4081 MS. | Public Assistance: (\$1M) decrease primarily due to project cost reconciliations in 4081 MS. |
| Sandy | 4,358 | 4,421 | 4,375 | 63 | 46 | Public Assistance: \$28M net increase primarily due to insurance adjustments for NYCHA and Port Authority projects, \$15M increase for project scope changes, and \$14M net increase primarily due to an appeal for Longbeach in 4085 NY; \$14M net increase primarily due to added mitigation and scope changes in 4086 NJ; (\$5M) decrease due to eligibility determination in 4087 CT. Hazard Mitigation: \$6M net increase primarily due to an un-phased project for Richmond University Medical Center in 4085 NY. Administration: (\$9M) decrease in technical assistance contract in 4085 NY. | Public Assistance: \$13M increase for insurance adjustments to NYCHA projects, \$15M increase for project scope changes, and \$14M net increase primarily due to an appeal for Longbeach in 4085 NY; \$12M net increase primarily due to added mitigation in 4086 NJ; (\$5M) decrease due to eligibility determination in 4087 CT. Hazard Mitigation: \$6M net increase primarily due to an un-phased project for Richmond University Medical Center in 4085 NY. Administration: (\$9M) decrease in technical assistance contract in 4085 NY. |
| 2013 Colorado Flood | 58 | 58 | 58 | - | - | | |
| DR Sub-Total | <u>7,988</u> | <u>8,091</u> | <u>8,023</u> | <u>103</u> | <u>68</u> | | |
| Total | \$ 8,820 | \$ 8,923 | \$ 8,855 | \$ 103 | \$ 68 | | |

*Based on October 2015 Spend Plans