



**Congressional
Research Service**

Informing the legislative debate since 1914

The Debt Limit Since 2011

D. Andrew Austin

Analyst in Economic Policy

August 14, 2015

Congressional Research Service

7-5700

www.crs.gov

R43389

Summary

The Constitution grants Congress the power to borrow money on the credit of the United States—one part of its power of the purse—and thus mandates that Congress exercise control over federal debt. Control of debt policy has at times provided Congress with a means of raising concerns regarding fiscal policies. Debates over federal fiscal policy have been especially animated in recent years. The accumulation of federal debt accelerated in the wake of the 2007-2008 financial crisis and subsequent recession. Rising debt levels, along with continued differences in views of fiscal policy, led to a series of contentious debt limit episodes in recent years.

In 2011, federal debt had reached its legal limit on May 16, prompting then Treasury Secretary Timothy Geithner to declare a debt issuance suspension period, allowing certain extraordinary measures to extend Treasury's borrowing capacity. That debt limit episode was resolved on August 2, 2011, when President Obama signed the Budget Control Act of 2011 (BCA; S. 365; P.L. 112-25). The BCA included provisions aimed at deficit reduction and allowing the debt limit to rise in three stages, the latter two subject to congressional disapproval. Once the BCA was enacted, a presidential certification triggered a \$400 billion increase, raising the debt limit to \$14,694 billion, and a second \$500 billion increase on September 22, 2011, as a disapproval measure (H.J.Res. 77) only passed the House. A January 12, 2012, presidential certification triggered a third, \$1,200 billion increase on January 28, 2012, although the House passed a disapproval measure. Federal debt again reached its limit on December 31, 2012, and extraordinary measures were then used to allow payment of government obligations until February 4, 2013, when H.R. 325, which suspended the debt limit until May 19, 2013, was signed into law (P.L. 113-3). As of May 19, the debt limit was set at \$16,699 billion and extraordinary measures were again employed. On September 25, Treasury Secretary Lew notified Congress that the government would exhaust its borrowing capacity around October 17.

On October 16, 2013, Congress passed and the President signed a continuing resolution (H.R. 2775; P.L. 113-46) that included a suspension of the debt limit that ended on February 7, 2014. Secretary Lew declared a debt issuance suspension period on February 10, 2014, scheduled to last until February 27, 2014. After that date, according to Lew, the U.S. Treasury could have exhausted its borrowing capacity. On February 11, 2014, the House voted to suspend the debt limit (S. 540; P.L. 113-83) through March 15, 2015. The Senate approved the measure the following day and the President signed it on February 15, 2014.

The debt limit was suspended through March 15, 2015. The next day the limit was set at \$18.1 trillion and Treasury Secretary Jacob Lew invoked authorities to carry out extraordinary measures to meet federal obligations. Independent forecasters expect that the U.S. Treasury will be able to pay federal obligations until November 2015 or even early December 2015. Those forecasts, however, are subject to significant uncertainties.

Total federal debt can increase in two ways. First, debt increases when the government sells debt to the public to finance budget deficits and acquire the financial resources needed to meet its obligations. This increases *debt held by the public*. Second, debt increases when the federal government issues debt to certain government accounts, such as the Social Security, Medicare, and Transportation trust funds, in exchange for their reported surpluses. This increases *debt held by government accounts*. The sum of *debt held by the public* and *debt held by government accounts* is the total federal debt. Surpluses reduce debt held by the public, while deficits raise it. This report will be updated as events warrant.

Contents

Federal Debt Policy and the Debt Limit.....	1
Extraordinary Measures and Debt Issuance Suspension Periods.....	1
Recent Increases in the Debt Limit	3
The 2011 Debt Limit Episode	5
The 2011 Debt Ceiling Episode Begins	5
Proposed Solutions in the Spring of 2011.....	6
The Budget Control Act of 2011	7
Debt Limit Increases Under the BCA.....	7
The Debt Limit in 2013	8
Debt Limit Reached at End of December 2012	8
Suspension of the Debt Limit Until May 19, 2013	9
Replenishing the U.S. Treasury’s Extraordinary Measures	10
Debt Limit Reset and Return of Extraordinary Measures in May 2013	10
Debt Limit Forecasts in 2013.....	11
Debt Limit Issues in 2013.....	16
Resolution of the Debt Limit Issue in October 2013.....	18
Other Proposals Regarding the Debt Limit in October 2013	18
The Debt Limit in 2014.....	19
Debt Limit Forecasts in Late 2013 and 2014	19
Treasury Secretary Lew Notifies Congress in Early 2014	19
Debt Limit Suspension Lapses in February 2014	20
Debt Limit Again Suspended Until March 2015.....	20
The Debt Limit in 2015	21
Treasury’s Extraordinary Measures in 2015	21
How Long Will Extraordinary Measures Last in 2015?	22

Figures

Figure 1. Projection of Debt Subject to Limit and Potential Debt Limits in 2013	13
Figure 2. Yields on Selected Treasury Bills that Mature After Projected Date of Exhaustion of Borrowing Capacity	16
Figure 3. Projection of U.S. Treasury Headroom Under Debt Limit in 2015	22

Tables

Table 1. Increases in the Debt Limit 1993-2014	4
--	---

Contacts

Author Contact Information	22
----------------------------------	----

Federal Debt Policy and the Debt Limit

The Constitution grants Congress the power to borrow money on the credit of the United States—one part of its power of the purse—and thus mandates that Congress exercise control over federal debt. Control of debt policy has at times provided Congress with a means of expressing views on appropriate fiscal policies.

Before 1917 Congress typically controlled individual issues of debt. In September 1917, while raising funds for the United States' entry into World War I, Congress also imposed an aggregate limit on federal debt in addition to individual issuance limits. Over time, Congress granted Treasury Secretaries more leeway in debt management. In 1939, Congress agreed to impose an aggregate limit that gave the U.S. Treasury authority to manage the structure of federal debt.¹

The statutory debt limit applies to almost all federal debt.² The limit applies to federal debt held by the public (that is, debt held outside the federal government itself) and to federal debt held by the government's own accounts. Federal trust funds, such as Social Security, Medicare, Transportation, and Civil Service Retirement accounts, hold most of this internally held debt.³ For most federal trust funds, net inflows by law must be invested in special federal government securities.⁴ When holdings of those trust funds increase, federal debt subject to limit will therefore increase as well. The government's on-budget fiscal balance, which excludes the net surplus or deficit of the U.S. Postal Service and the Social Security program, does not directly affect debt held in government accounts.⁵

The change in debt held by the public is mostly determined by the government's surpluses or deficits.⁶ The net expansion of the federal government's balance sheet through loan programs also increases the government's borrowing requirements. Under federal budgetary rules, however, only the net subsidy cost of those loans is included in the calculation of deficits.⁷

Extraordinary Measures and Debt Issuance Suspension Periods

Congress has authorized the Treasury Secretary to invoke a "debt issuance suspension period," which triggers the availability of extraordinary measures, which are special strategies to handle

¹ For details, see CRS Report RL31967, *The Debt Limit: History and Recent Increases*, by D. Andrew Austin.

² Approximately 0.5% of total debt is excluded from debt limit coverage. The Treasury defines "Total Public Debt Subject to Limit" as "the Total Public Debt Outstanding less Unamortized Discount on Treasury Bills and Zero-Coupon Treasury Bonds, old debt issued prior to 1917, and old currency called United States Notes, as well as Debt held by the Federal Financing Bank and Guaranteed Debt." For details, see <http://www.treasurydirect.gov>. The debt limit is codified as 31 U.S.C. §3101.

³ Although there are hundreds of trust funds, the overwhelming majority are very small. The 12 largest trust funds hold 98.8% of the federal debt held in government accounts. See CRS Report R41815, *Overview of the Federal Debt*, by D. Andrew Austin.

⁴ The National Railroad Retirement Investment Trust, which funds certain railroad retirement benefits, holds a mix of federal and private assets.

⁵ In future years, when some trust funds are projected to pay out more than they take in, funds that the Treasury would use to redeem those intergovernmental debts must be obtained via higher taxes or lower government spending.

⁶ Federal debt also increases when the U.S. government's balance sheet expands to fund federal credit programs. Seigniorage and other adjustments also affect the level of federal debt. For a crosswalk between the annual federal deficit and the increase in federal debt, see OMB, FY2014 *Analytical Perspectives*, Table 5-2, Federal Government Financing and Debt.

⁷ For details, see CRS Report R42632, *Budgetary Treatment of Federal Credit (Direct Loans and Loan Guarantees): Concepts, History, and Issues for Congress*, by Mindy R. Levit.

cash and debt management. Actions taken in the past include suspending sales of nonmarketable debt, postponing or downsizing marketable debt auctions, and withholding receipts that would be transferred to certain government trust funds. In particular, extraordinary strategies include suspending investments in Civil Service Retirement and Disability Fund (CSRDF) and the G-Fund of the Federal Employees' Retirement System (FERS), as well as redeeming a limited amount of CSRDF securities.⁸ The Treasury Secretary is also mandated to make those funds whole after the resolution of a debt limit episode.⁹

The amount of time that extraordinary measures allow the U.S. Treasury to extend its borrowing capacity depends on the pace of deficit spending, the timing of cash receipts and outlays, and other technical factors. Treasury cash flow projections are subject to significant uncertainties, which further complicate attempts to estimate how long extraordinary measures would enable the federal government to meet its financial obligations. Cash flow projections require analyses of federal spending patterns, the pace of federal debt redemptions and refinancings, and the inflow of receipts, each of which is subject to uncertainties. Estimates calculated by others of when Treasury would reach the debt limit and how long extraordinary measures would extend federal borrowing capacity have typically been close to Treasury's estimates.¹⁰ The U.S. Treasury Inspector General reported in 2012 that "the margin of error in these estimates at a 98 percent confidence level is plus or minus \$18 billion for one week into the future and plus or minus \$30 billion for two weeks into the future."¹¹

An impending debt ceiling constraint presents more than one deadline. A first deadline is the exhaustion of borrowing capacity. The U.S. Treasury, however, could continue to meet obligations using available cash balances. As cash balances run down, however, other complications could emerge. Low cash balances could complicate federal debt management and Treasury auctions.¹² The Government Accountability Office (GAO) has also noted that debt limit episodes generate severe strains for Treasury staff, especially when its room for maneuver is severely restricted.¹³ Finally, if the U.S. Treasury were to run out of cash, the Treasury Secretary would face difficult choices in how to comply simultaneously with the debt limit and the mandate to pay federal obligations in a timely fashion.

⁸ For details, see out-of-print CRS Report 95-1109, *Authority to Tap Trust Funds and Establish Payment Priorities if the Debt Limit is Not Increased*, by Thomas J. Nicola and Morton Rosenberg. Available upon request from the authors. 5 U.S.C. §8348(b) defines a debt issuance suspension period as "any period for which the Secretary of the Treasury determines for purposes of this subsection that the issuance of obligations of the United States may not be made without exceeding the public debt limit." After a debt issuance suspension period ends, the Treasury Secretary must report to Congress as soon as possible regarding fund balances and any extraordinary actions taken. For details, see 5 U.S.C. §8348(j,k). For a list of extraordinary measures, see U.S. Government Accountability Office, *Analysis of 2011-2012 Actions Taken and Effect of Delayed Increase on Borrowing Costs*, GAO-12-701, July 2012, Table 1, p. 8; available at <http://www.gao.gov/assets/600/592832.pdf>.

⁹ 5 U.S.C. §8348(j)(3).

¹⁰ Wrightson ICAP, *The Money Market Observer*, May 2, 2011; Secretary of the U.S. Treasury Timothy Geithner, letter to Majority Leader Harry Reid, dated January 6, 2011, available at <http://www.treasury.gov/connect/blog/Documents/Letter.pdf>.

¹¹ Department of the Treasury, Office of the Inspector General, "Response to Senator Hatch Regarding Debt Limit in 2011," OIG-CA-12-006, August 24, 2013, enclosure 1, p. 2; available at <http://www.treasury.gov/about/organizational-structure/ig/Audit%20Reports%20and%20Testimonies/Debt%20Limit%20Response%20%28Final%20with%20Signature%29.pdf>.

¹² Wrightson ICAP, "Summer Break Issue," *Money Market Observer*, September 2, 2013.

¹³ U.S. Government Accountability Office, *Analysis of 2011-2012 Actions Taken and Effect of Delayed Increase on Borrowing Costs*, GAO-12-701, July 2012, available at <http://www.gao.gov/assets/600/592832.pdf>.

Severe financial dislocation could result if the U.S. Treasury were unable to make timely payments.¹⁴ For example, repo lending arrangements, which rely heavily on Treasury securities for collateral, could become more expensive or could be disrupted.¹⁵ “Repo” is short for repurchase agreement, which provides a common means of secured lending among financial institutions. Repo lending rates rose sharply in early August 2011 during the 2011 debt limit episode, but fell to previous levels once that episode was resolved.¹⁶

The Federal Reserve Open Market Committee indicated in an October 16, 2013, discussion, that “in the event of delayed payments on Treasury securities” that discount window and other operations would proceed “under the usual terms.”¹⁷ That statement has been taken to imply that the Federal Reserve would be “prepared to backstop the Treasury market in the event of a political deadlock.”¹⁸ In addition, the Federal Reserve Bank of New York issued a description of contingency plans in December 2013 in the event of Treasury payment delays, but warned that such measures “only modestly reduce, not eliminate, the operational difficulties posed by a delayed payment on Treasury debt. Indeed, even with these limited contingency practices, a temporary delayed payment on Treasury debt could cause significant damage to, and undermine confidence in, the markets for Treasury securities and other assets.”¹⁹

Recent Increases in the Debt Limit

Table 1 presents debt limit changes over the past two decades. The debt limit was modified six times from 1993 through 1997. Two of those modifications were enacted to prevent the debt limit restriction from delaying payment of Social Security benefits in March 1996 before a broader increase in the debt was passed at the end of that month.²⁰ After 1997, debt limit increases were unnecessary due to the appearance of federal surpluses that ran from FY1998 through FY2001. Since FY2002 the federal government has run persistent deficits, which have been ascribed to major tax cuts enacted in 2001 and 2003 and higher spending.²¹ Those deficits required a series of increases in the debt limit.

¹⁴ For details, see testimony from the Senate Banking Committee hearings of October 10, 2013 noted in the following section.

¹⁵ For background, see Tobias Adrian et al., “Repo and Securities Lending,” Federal Reserve of New York Staff Report No. 529, revised version February 2013, available at http://www.newyorkfed.org/research/staff_reports/sr529.pdf.

¹⁶ RBC Capital Markets, *U.S. Economics and Rates Focus*, September 25, 2013.

¹⁷ Federal Reserve, “FOMC Minutes for October 29-30, 2013 Meeting,” videoconference meeting of October 16, p. 11; available at <http://www.federalreserve.gov/monetarypolicy/files/fomcminutes20131030.pdf>.

¹⁸ Wrightson ICAP, “Debt Ceiling Outlook,” *Money Market Observer*, January 27, 2014.

¹⁹ Federal Reserve Bank of New York, Treasury Market Practices Group, *Operational Plans for Various Contingencies for Treasury Debt Payments*, December 23, 2013, available at http://www.newyorkfed.org/tmpg/Operations_Contingency_Plans.pdf.

²⁰ For a description of the budget cycle in FY1966, see CRS Report RS20348, *Federal Funding Gaps: A Brief Overview*, by Jessica Tollestrup.

²¹ See CBO, “Changes in CBO’s Baseline Projections Since January 2001,” June 7, 2012; <http://www.cbo.gov/sites/default/files/cbofiles/attachments/06-07-ChangesSince2001Baseline.pdf>. According to CBO estimates, over the FY2002-FY2011 period legislative changes in federal revenue policies accounted for a change of -\$6.1 trillion; legislative changes in spending policies accounted for an estimated increase of \$5.6 billion over that period; and concomitant net interest costs resulted in a change of \$1.4 trillion; all relative to the FY2001 CBO current-law baseline. Economic and technical factors accounted for about 10% of the divergence between FY2001 baseline projections and actual budget results. The four discretionary subfunctions with the largest real increases in outlays between FY2001 and FY2011 were Defense-Military (\$322 billion); Elementary, secondary, and vocational education (\$34 billion); Hospital and medical care for veterans (\$25 billion); and ground transportation (\$18 billion), all expressed in FY2013 dollars. The four mandatory subfunctions with the largest real increases in outlays over the same period were Medicare (continued...)

Table I. Increases in the Debt Limit 1993-2014

Date	Public Law (P.L.) Number	New Debt Limit (\$ billion)	Change From Previous Limit (\$ billion)
April 6, 1993	P.L. 103-12	\$4,370 ^a	\$225
August 10, 1993	P.L. 103-66	4,900	530
February 8, 1996	P.L. 104-103	b	—
March 12, 1996	P.L. 104-115	c	—
March 29, 1996	P.L. 104-121	5,500	600 ^d
August 5, 1997	P.L. 105-33	5,950	450
June 28, 2002	P.L. 107-199	6,400	450
May 27, 2003	P.L. 108-24	7,384	984
November 19, 2004	P.L. 108-415	8,184	800
March 20, 2006	P.L. 109-182	8,965	781
September 29, 2007	P.L. 110-91	9,815	850
July 30, 2008	P.L. 110-289	10,615	800
October 3, 2008	P.L. 110-343	11,315	700
February 17, 2009	P.L. 111-5	12,104	789
December 28, 2009	P.L. 111-123	12,394	290
February 12, 2010	P.L. 111-139	14,294	1,900
August 2, 2011	P.L. 112-25	16,394 ^e	2,100 ^e
February 4, 2013	P.L. 113-3	16,699 ^f	305 ^f
October 17, 2013	P.L. 113-46	g	213 ^g
February 15, 2014	P.L. 113-83	17,212 ^h	h
March 16, 2015	P.L. 113-83	18,113 ⁱ	901 ⁱ

Sources: CRS, compiled using the Legislative Information System, available at <http://www.congress.gov>; OMB.

- Increased the debt limit temporarily through September 30, 1993.
- Temporarily exempted from limit obligations in an amount equal to the monthly insurance benefits payable under Title II of the Social Security Act in March 1996, the exemption to expire on the earlier of an increase in the limit or March 15, 1996.
- Temporarily exempted from limit (a) obligations in an amount equal to the monthly insurance benefits payable under Title II of the Social Security Act in March 1996 and (b) certain obligations issued to trust funds and other Federal Government accounts, both exemptions to expire on the earlier of an increase in the limit or March 30, 1996.
- Difference from debt limit set on August 10, 1993.
- See discussion in section “Debt Limit Increases Under the BCA.” BCA-related increases, divided into three steps (\$400 billion on August 2, 2011; \$500 billion on September 22, 2011; and \$1,200 billion on January 28, 2012) totaled \$2,100 billion.

(...continued)

(\$221 billion); Social Security (\$196 billion); Health care services (\$140 billion); and Unemployment compensation (\$86 billion). See also Alan J. Auerbach and William G. Gale, “The Economic Crisis and the Fiscal Crisis: 2009 and Beyond,” *Tax Notes* special report, October 5, 2009.

- f. Debt limit suspended until May 19, 2013. Debt limit set at \$16,699 billion after suspension ended. See discussion in text below.
- g. Debt limit suspended through February 7, 2014. Suspension required presidential certification. Debt limit set to \$17,212 billion after suspension ended. See discussion in text below.
- h. Debt limit suspended through March 15, 2015. Suspension required no presidential certification.
- i. Debt limit set at \$18,113 billion on March 16, 2015, following end of suspension.

Starting with passage of the BCA in August 2011, Congress has employed measures that have led to debt limit increases that occur some time after a law is enacted. Dates in the first column of **Table 1** in general refer to dates of enactment, which do not match dates when debt limit increases have occurred. For instance, the debt limit was suspended when P.L. 113-83 was enacted on February 12, 2014, and was reestablished on March 16, 2015, when that suspension lapsed.

The 2011 Debt Limit Episode

The 2011 debt limit episode attracted far more attention than other recent debt limit episodes. In mid-2011 several credit ratings agencies and investment banks expressed concerns about the consequences to the financial system and the economy if the U.S. Treasury were unable to fund federal obligations.²² Many economists and financial institutions stated that if the market associated Treasury securities with default risks, the effects on global capital markets could be significant.²³

Debate during the 2011 debt limit episode reflected a growing concern with the fiscal sustainability of the federal government. While projections issued in 2011 indicated that federal deficits would shrink over the next half decade, deficits later in the decade were expected to rise.²⁴ Without major changes in federal policies, the amount of federal debt would increase substantially. CBO has repeatedly warned that the current trajectory of federal borrowing is unsustainable and could lead to slower economic growth in the long run as debt rises as a percentage of GDP.²⁵ Unless federal policies change, Congress would repeatedly face demands to raise the debt limit to accommodate the growing federal debt in order to provide the government with the means to meet its financial obligations.

The next section provides a brief chronology of events from the 2011 debt limit episode.

The 2011 Debt Ceiling Episode Begins

On May 16, 2011, U.S. Treasury Secretary Timothy Geithner announced that the federal debt had reached its statutory limit and declared a debt issuance suspension period, which would allow certain extraordinary measures to extend Treasury's borrowing capacity until about August 2,

²² Reuters, "S&P to Deeply Cut U.S. Ratings If Debt Payment Missed," June 29, 2011. For a summary of statements by the three major ratings agencies, see CRS Report R41932, *Treasury Securities and the U.S. Sovereign Credit Default Swap Market*, by D. Andrew Austin and Rena S. Miller.

²³ JPMorgan Chase, "The Domino Effect of a US Treasury Technical Default," U.S. Fixed Income Strategy Group Brief, April 19, 2011; Fitch Ratings, "Thinking the Unthinkable—What if the Debt Ceiling Was Not Increased and the US Defaulted?" June 8, 2011.

²⁴ Congressional Budget Office, *An Analysis of the President's Budgetary Proposals for Fiscal Year 2012*, April 15, 2011; <http://www.cbo.gov/publication/22087>.

²⁵ Congressional Budget Office, *The 2013 Long-Term Budget Outlook*, September 17, 2013; <http://www.cbo.gov/publication/44521>.

2011.²⁶ Had the U.S. Treasury exhausted its borrowing authority, it could have used cash balances to meet obligations for some period of time.

Over the course of the 2011 debt limit episode Treasury estimates of when the debt limit would begin to bind and how long extraordinary measures would suffice to meet federal obligations shifted. For instance, in April 2011 the U.S. Treasury had projected that its borrowing capacity, even using extraordinary measures, would be exhausted by about July 8, 2011.²⁷ The Treasury Secretary, in a letter to Congress dated May 2, 2011, had indicated that he would declare a debt issuance suspension period on May 16, unless Congress acted beforehand, which would allow certain extraordinary measures to extend Treasury's borrowing capacity until early August 2011.²⁸ On July 1, 2011, the U.S. Treasury confirmed its view that its borrowing authority would be exhausted on August 2, the date cited in Treasury Secretary Geithner's May 16, 2011, letter that invoked the debt issuance suspension period.²⁹

Proposed Solutions in the Spring of 2011

A bill (H.R. 1954) to raise the debt limit to \$16,700 billion was introduced on May 24 and was defeated in a May 31, 2011, House vote of 97 to 318. The House passed the Cut, Cap, and Balance Act of 2011 (H.R. 2560; 234-190 vote) on July 19, 2011. The measure would have increased the statutory limit on federal debt from \$14,294 billion to \$16,700 billion once a proposal for a constitutional amendment requiring a balanced federal budget was transmitted to the states. On July 22, the Senate tabled the bill on a 51-46 vote.

Some commentators in early 2011 suggested that cutting federal spending could slow the growth in federal debt enough to avoid an increase in the debt limit. The scale of required spending reductions, as of the middle of FY2011, would have been large. For example, at the start of the third quarter of FY2011 on April 1, 2011, federal debt was within \$95 billion of its limit. According to CBO baseline estimates issued at the time, the expected deficit for the remainder of FY2011 would be about \$570 billion. Reaching the end of FY2011 on September 30, 2011, without an increase in the debt limit or the use of extraordinary measures would have thus required a spending reduction of at least \$570 billion, or about 85% of discretionary spending for the rest of that fiscal year.³⁰

Some have suggested that the Fourteenth Amendment (Section 4), which states that "(t)he validity of the public debt of the United States ... shall not be questioned," could provide the President

²⁶ Secretary of the U.S. Treasury Timothy Geithner, letter to Majority Leader Harry Reid, dated May 16, 2011, available at <http://www.treasury.gov/connect/blog/Documents/20110516Letter%20to%20Congress.pdf>.

²⁷ Secretary of the U.S. Treasury Timothy Geithner, letter to Majority Leader Harry Reid, dated April 4, 2011, available at <http://www.treasury.gov/connect/blog/Documents/FINAL%20Letter%2004-04-2011%20Reid%20Debt%20Limit.pdf>.

²⁸ Secretary of the U.S. Treasury Timothy Geithner, letter to Speaker John Boehner, dated May 2, 2011, available at <http://www.treasury.gov/connect/blog/Documents/FINAL%20Debt%20Limit%20Letter%2005-02-2011%20Boehner.pdf>. The same text was sent to all Members.

²⁹ U.S. Treasury, "Treasury: No Change to August 2 Estimate Regarding Exhaustion of U.S. Borrowing Authority," Press release tg-1225, July 1, 2011, available at <http://www.treasury.gov/press-center/press-releases/Pages/tg1225.aspx>.

³⁰ According to the U.S. Treasury's *Daily Treasury Statement* for April 1, debt subject to limit was \$14,198.9 billion, just \$95.1 billion below the limit at that time of \$14,294 billion; (<https://fms.treas.gov/fmsweb/viewDTSTFiles?dir=a&fname=11040100.pdf>). According to the CBO baseline estimates issued in March 2011 (Congressional Budget Office, *An Analysis of the President's Budgetary Proposals for FY2012*, April 15, 2011; <http://www.cbo.gov/publication/22087>), the estimated deficit for FY2011 was \$1,399 billion and estimated discretionary outlays were \$ 1,361 billion. According to the April 2011 CBO Monthly Budget Review (http://www.cbo.gov/sites/default/files/cbofiles/ftpdocs/121xx/doc12126/mbr_april_2011.pdf), the deficit for the first half of FY2011 was \$830 billion.

with authority to ignore the statutory debt limit. President Obama has rejected such claims, as have most legal analysts.³¹

The Budget Control Act of 2011

On July 25, 2011, the Budget Control Act of 2011 was introduced in different forms by both House Speaker Boehner (House Substitute Amendment to S. 627) and Majority Leader Reid (S.Amdt. 581 to S. 1323). Subsequently, on August 2, 2011, President Obama signed into law a substantially revised compromise measure (Budget Control Act; BCA; P.L. 112-25), following House approval by a vote of 269-161 on August 1, 2011, and Senate approval by a vote of 74-26 on August 2, 2011.³² This measure included numerous provisions aimed at deficit reduction, and would allow a series of increases in the debt limit of up to \$2,400 billion (\$2.4 trillion) subject to certain conditions.³³ These provisions eliminated the need for further increases in the debt limit until early 2013.

In particular, the BCA included major provisions that

- imposed discretionary spending caps, enforced by automatic spending reductions, referred to as a “sequester”,³⁴
- established a Joint Select Committee on Deficit Reduction, whose recommendations would be eligible for expedited consideration;
- required a vote on a joint resolution on a proposed constitutional amendment to mandate a balanced federal budget;³⁵ and
- instituted a mechanism allowing for the President and Treasury Secretary to raise the debt ceiling, subject to congressional disapproval.

Debt Limit Increases Under the BCA

The legislation provides a three-step procedure by which the debt limit can be increased. First, the debt limit was raised by \$400 billion, to \$14,694 billion on August 2, 2011, following a certification of the President that the debt was within \$100 billion of its legal limit.³⁶

³¹ Adam Liptak, “The 14th Amendment, the Debt Ceiling and a Way Out,” *New York Times*, January 24, 2011; Remarks by the President at University of Maryland Town Hall, available at <http://www.whitehouse.gov/the-press-office/2011/07/22/remarks-president-university-maryland-town-hall>. For a legal analysis, see CRS congressional distribution memorandum, *Whether the Public Debt Clause Authorizes the President to Borrow Money in Excess of the Debt Ceiling*, December 21, 2012, by Kenneth R. Thomas.

³² Consideration of this measure began on July 25, 2011, following legislation introduced by House Speaker Boehner (House Substitute Amendment to S. 627) and Majority Leader Reid (S.Amdt. 581 to S. 1323). Speaker Boehner’s proposal passed the House on July 29, 2011, by a vote of 218-210. Neither proposal passed in the Senate.

³³ For details, see CRS Report R41965, *The Budget Control Act of 2011*, by Bill Heniff Jr., Elizabeth Rybicki, and Shannon M. Mahan.

³⁴ Sequestration is a mechanism that directs the President to cancel budget authority or other forms of budgetary resources in order to reach specified budget reduction targets. Balanced Budget and Emergency Deficit Control Act of 1985 (P.L. 99-177), often known as Gramm-Rudman-Hollings (GRH), introduced sequestration procedures into the federal budget process. Those sequestration procedures were modified in subsequent years to address separation of powers issues and other concerns. For details, see CRS Report R41901, *Statutory Budget Controls in Effect Between 1985 and 2002*, by Megan S. Lynch. Also see *The Budget Control Act and Alternate Defense and Non-Defense Spending Paths, FY2012-FY2021*, congressional distribution memorandum, November 16, 2012, available from authors upon request.

³⁵ See CRS Report R41907, *A Balanced Budget Constitutional Amendment: Background and Congressional Options*, by James V. Saturno and Megan S. Lynch.

A second increase of \$500 billion occurred on September 22, 2011, which was also triggered by the President's certification of August 2. The second increase, scheduled for 50 days after that certification, was subject to a joint resolution of disapproval. Because such a resolution could be vetoed, blocking a debt limit increase would be challenging. The Senate rejected a disapproval measure (S.J.Res. 25) on September 8, 2011, on a 45-52 vote. The House passed a disapproval measure (H.J.Res. 77) on a 232-186 vote, although the Senate declined to act on that measure. The resulting increase brought the debt limit to \$15,194 billion.

In late December 2011, the debt limit came within \$100 billion of its statutory limit, which triggered a provision allowing the President to issue a certification that would lead to a third increase of \$1,200 billion.³⁷ By design, that increase matched budget reductions slated to be made through sequestration and related mechanisms over the FY2013-FY2021 period. That increase was also subject to a joint resolution of disapproval. The President reportedly delayed that request to allow Congress to consider a disapproval measure.³⁸ On January 18, 2012, the House passed such a measure (H.J.Res. 98) on a 239-176 vote. The Senate declined to take up a companion measure (S.J.Res. 34) and on January 26, 2012, voted down a motion to proceed (44-52) on the House-passed measure (H.J.Res. 98), thus clearing the way for the increase, resulting in a debt limit of \$16,394 billion.

The third increase could also have been triggered in two other ways.³⁹ A debt limit increase of \$1,500 billion would have been permitted if the states had received a balanced budget amendment for ratification. A measure (H.J.Res. 2) to accomplish that, however, failed to reach the constitutionally mandated two-thirds threshold in the House in a 261–165 vote held on November 18, 2011.⁴⁰ The debt limit could also have been increased by between \$1,200 billion and \$1,500 billion had recommendations from the Joint Select Committee on Deficit Reduction, popularly known as the Super Committee, been reported to and passed by each chamber. If those recommendations had been estimated to achieve an amount between \$1,200 billion and \$1,500 billion, the debt limit increase would be matched to that figure. The Joint Select Committee, however, was unable to agree on a set of recommendations.

The Debt Limit in 2013

Debt Limit Reached at End of December 2012

On December 26, 2012, the U.S. Treasury stated that the debt would reach its limit on December 31 and that the Treasury Secretary would declare a debt issuance suspension period to authorize extraordinary measures (noted above, described below) that could be used to meet federal payments for approximately two months.⁴¹ As predicted, federal debt did reach its limit on

(...continued)

³⁶ White House, Message from the President to the U.S. Congress, August 2, 2011, available at <http://m.whitehouse.gov/the-press-office/2011/08/02/message-president-us-congress>.

³⁷ For example, on December 30, 2011, debt subject to limit was \$15,180 billion, just \$14 billion below its statutory limit. The U.S. Treasury pays interest to Social Security and certain other trust funds in the form of Treasury securities at the end of June and December, which increases debt subject to limit.

³⁸ *CQ Roll Call Daily Briefing*, January 3, 2012.

³⁹ Congress could have considered a joint resolution of disapproval for this increase.

⁴⁰ Ratification requires approval by legislatures of three-fourths of the states. Article V specifies other means of amendment involving constitutional conventions as well.

⁴¹ Treasury Secretary Timothy Geithner, letter to Senate Majority Leader Harry Reid, December 26, 2012. Identical (continued...)

December 31, when large biannual interest payments, in the form of Treasury securities, were made to certain trust funds.⁴²

The U.S. Treasury stressed that these extraordinary measures would be exhausted more quickly than in recent debt limit episodes for various technical reasons.⁴³ A January 14, 2013, letter from Treasury Secretary Geithner also estimated that extraordinary measures would be exhausted sometime between mid-February or early March 2013.⁴⁴ CBO had previously estimated that federal debt would reach its limit near the end of December 2012, and that the extraordinary measures could be used to fund government activities until mid-February or early March 2013.⁴⁵ During the 112th Congress, Speaker John Boehner had stated that a future debt limit increase should be linked to spending cuts of at least the same magnitude, a position that reflects the structure of the Budget Control Act.⁴⁶

Suspension of the Debt Limit Until May 19, 2013

House Republicans decided on January 18, 2013, to propose a three-month suspension of the debt limit tied to a provision that would delay Members' salaries in the event that their chamber of Congress had not agreed to a budget resolution.⁴⁷ H.R. 325, according to its sponsor, would allow Treasury to pay bills coming due before May 18, 2013. A new debt limit would then be set on May 19.⁴⁸ The measure would also cause salaries of Members of Congress to be held in escrow "(i)f by April 15, 2013, a House of Congress had not agreed to" a budget resolution.⁴⁹ Such a provision, however, could raise constitutional issues under the Twenty-Seventh Amendment.

On January 23, 2013, the House passed H.R. 325, which suspended the debt limit until May 19, 2013, on a 285-144 vote. The Senate passed the measure on January 31 on a 64-34 vote; it was then signed into law (P.L. 113-3) on February 4.

(...continued)

letters were sent to other congressional leaders. Presently and in similar past circumstances, the U.S. Treasury has held debt subject to limit \$25 million below the statutory limit. Large biannual interest payments to certain trust funds are due on December 31.

⁴² The debt issuance suspension period was officially declared on December 31, 2012. See Treasury Secretary Timothy Geithner, letter to Senate Majority Leader Harry Reid, December 31, 2012, available at <http://www.treasury.gov/initiatives/Documents/Sec%20Geithner%20Letter%20to%20Congress%2012-31-2012.pdf>.

⁴³ See Appendix to the December 26, 2012, letter to Majority Leader Reid: available at <http://www.treasury.gov/connect/blog/Documents/Appendix%20Extraordinary%20Measures%2012-26-2012.pdf>.

⁴⁴ Treasury Secretary Timothy Geithner, letter to House Speaker John A. Boehner, January 14, 2013, available at <http://www.treasury.gov/connect/blog/Documents/1-14-13%20Debt%20Limit%20FINAL%20LETTER%20Boehner.pdf>.

⁴⁵ CBO, *Federal Debt and the Statutory Limit*, November 2012, available at <http://www.cbo.gov/sites/default/files/cbofiles/attachments/43736-FederalDebtLimit-11-12-12.pdf>.

⁴⁶ Speaker John Boehner, "Address on the Economy, Debt Limit, and American Jobs," May 16, 2012, prepared text available at <http://www.speaker.gov/speech/full-text-speaker-boehners-address-economy-debt-limit-and-american-jobs>.

⁴⁷ Jonathan Weisman, "In Reversal, House G.O.P. Agrees to Lift Debt Limit," *New York Times*, January 19, 2013, p. A1; Speaker John Boehner, "Speaker Boehner: No Budget, No Pay," speech excerpt, January 18, 2013, available at <http://www.speaker.gov/speech/speaker-boehner-no-budget-no-pay>.

⁴⁸ Ways & Means Chair David Camp, House debate, *Congressional Record*, vol. 159 (January 23, 2013), p. H237.

⁴⁹ H.R. 325 (P.L. 113-3) §3.

Replenishing the U.S. Treasury's Extraordinary Measures

Once H.R. 325 was signed into law on February 4, the U.S. Treasury replenished funds that had been used to meet federal payments, thus resetting its ability to use extraordinary measures. As of February 1, 2013, the U.S. Treasury had used about \$31 billion in extraordinary measures.⁵⁰ Statutory language that grants the Treasury Secretary the authority to declare a “debt issuance suspension period” (DISP), which permits certain extraordinary measures, also requires that “the Secretary of the Treasury shall immediately issue” amounts to replenish those funds once a debt issuance suspension period (DISP) is over.⁵¹ A DISP extends through “any period for which the Secretary of the Treasury determines for purposes of this subsection that the issuance of obligations of the United States may not be made without exceeding the public debt limit.”⁵²

Shortly after the declaration of a new debt issuance suspension period in February 2013, Jacob Lew was confirmed as Treasury Secretary, replacing Timothy Geithner.⁵³

Debt Limit Reset and Return of Extraordinary Measures in May 2013

Once the debt limit suspension lapsed after May 18, 2013, the U.S. Treasury reset the debt limit at \$16,699 billion, or \$305 billion above the previous statutory limit. On May 20, 2013, the first business day after the expiration of the suspension, debt subject to limit was just \$25 million below the limit.

Some Members, as noted above, stated that H.R. 325 (P.L. 113-3) was intended to prevent the U.S. Treasury from accumulating cash balances. The U.S. Treasury's operating cash balances at the start of May 20, 2013 (\$34 billion), were well below balances (\$60 billion) at the close of February 4, 2013, when H.R. 325 was enacted.⁵⁴ Some experienced analysts had stated that the exact method by which the debt limit would be computed according to the provisions of P.L. 113-3 was not fully clear.⁵⁵ The U.S. Treasury has not provided details of how it computed the debt limit after the suspension lapsed.

⁵⁰ In the *Daily Treasury Statement* for February 4, 2013 (available at <http://fms.treas.gov/dts/index.html>), Table III-A shows a net change in Government Account Series of nearly \$42 billion. About \$31 billion of that amount reflects replenishment of funds used for extraordinary measures, with the rest reflecting trust fund operations and other activities. Treasury Assistant Secretary for Financial Markets Matthew Rutherford, in a February 6, 2013, quarterly refunding press conference mentioned that the U.S. Treasury had replenished those funds (see webcast: <http://www.treasury.gov/press-center/Video-Audio-Webcasts/Pages/Webcasts.aspx>).

⁵¹ The statutory text (5 U.S.C. §8348(j)(3)) governing the Civil Service Retirement and Disability Fund (CSRDF) states that

Upon expiration of the debt issuance suspension period, the Secretary of the Treasury shall immediately issue to the Fund obligations under chapter 31 of title 31 that ... bear such interest rates and maturity dates as are necessary to ensure that, after such obligations are issued, the holdings of the Fund will replicate to the maximum extent practicable the obligations that would then be held by the Fund if the suspension of investment ... during such period had not occurred.

The statutory text (5 U.S.C. §8909(c)) governing the Postal Service Retiree Health Benefit Fund (PSRHDF) states that investments “shall be made in the same manner” as those in the CSRDF.

⁵² 5 U.S.C. §8348(j)(5)(B).

⁵³ U.S. Treasury, “Jacob J. Lew Confirmed as Secretary of the Treasury,” press release tg-1864; available at <http://www.treasury.gov/press-center/press-releases/Pages/tg1864.aspx>. Deputy Treasury Secretary Neal Wolin served as Acting Treasury Secretary after Secretary Geithner left the U.S. Treasury in January 2013 until Lew was confirmed.

⁵⁴ U.S. Treasury, *Daily Treasury Statements* for February 4, 2013, and May 20, 2013.

⁵⁵ Norman Carleton, “The Debt Limit and H.R. 325: The ‘No Budget, No Pay Act of 2013,’” Washington Outside blog, January 24, 2013, available at [http://washingtonoutside.blogspot.com/2013/01/the-debt-limit-and-hr-325-no-budget-\(continued...\)](http://washingtonoutside.blogspot.com/2013/01/the-debt-limit-and-hr-325-no-budget-(continued...))

Treasury Secretary Jacob Lew notified Congress on May 20, 2013, that he had declared a new debt issuance suspension period (DISP), triggering authorities that allow the Treasury Secretary to use extraordinary measures to meet federal obligations until August 2.⁵⁶ On August 2, 2013, Secretary Lew notified Congress that the DISP would be extended to October 11, 2013.⁵⁷ In those notifications, as well in other communications, Secretary Lew urged Congress to raise the debt limit in a “timely fashion.”

Debt Limit Forecasts in 2013

How long the U.S. Treasury could have continued to pay federal obligations absent an increase in the debt limit depended on economic conditions, which affect tax receipts and spending on some automatic stabilizer programs, and the pace of federal spending. Stronger federal revenue collections and a slower pace of federal outlays in 2013 reduced the FY2013 deficit compared to previous years.⁵⁸ CBO estimates for July 2013 put the total federal deficit at \$606 billion in FY2013, well below the FY2012 deficit of \$1,087 billion, implying a slower overall pace of borrowing.⁵⁹ Special dividends from mortgage giants Fannie Mae and Freddie Mac also extended the U.S. Treasury’s ability to meet federal obligations.

Fannie Mae and Freddie Mac Dividend Payments to the U.S. Treasury

In September 2008, Fannie Mae and Freddie Mac entered voluntary conservatorship. As part of their separate conservatorship agreements, Treasury agreed to support Fannie Mae and Freddie Mac in return for senior preferred stock that would pay dividends. Losses for Fannie Mae and Freddie Mac while in conservatorship have totaled \$123 billion, although each has been profitable since the start of 2012. For a profitable firm, some past losses can offset future tax liabilities and would be recognized on its balance sheet as a “deferred tax asset” under standard accounting practices. Fannie Mae and Freddie Mac wrote down the value of their tax assets because their return to profitability was viewed as unlikely.

The return of Fannie Mae and Freddie Mac to profitability opened the possibility for a reversal of those writedowns.⁶⁰ On May 9, 2013, Fannie Mae announced that it would reverse the writedown of its deferred tax assets.⁶¹ The Treasury agreements, as amended, set the dividend payments to a sweep (i.e., an automatic transfer at the end of a quarter) of Fannie Mae’s and Freddie Mac’s net

(...continued)

no.html.

⁵⁶ Treasury Secretary Jacob Lew, letter to House Speaker John A. Boehner, May 20, 2013, available at <http://www.treasury.gov/initiatives/Documents/Debt%20Limit%20Letter%20%20Boehner%20May%2020202013.pdf>. Secretary Lew was confirmed on February 27, 2013.

⁵⁷ Treasury Secretary Jacob Lew, letter to House Speaker John A. Boehner, August 2, 2013, available at <http://www.treasury.gov/initiatives/Documents/Debt%20Limit%2020130802%20Boehner.pdf>.

⁵⁸ CBO, *Monthly Budget Review for July 2013*, August 7, 2013, available at <http://www.cbo.gov/publication/44495>.

⁵⁹ CBO, *Updated Budget Projections: Fiscal Years 2013 to 2023*, May 14, 2013, available at <http://www.cbo.gov/publication/44172>.

⁶⁰ Freddie Mac at the end of 2012 stated that it “will continue to evaluate our conclusion regarding the need” to reverse its writedown of tax assets. The potential deferred tax assets for Freddie Mac are much smaller than those of Fannie Mae. See Freddie Mac (Federal Home Loan Mortgage Corporation), 10-K SEC Filing for Year Ending December 31, 2012, filed February 28, 2013.

⁶¹ Fannie Mae, “Fannie Mae Reports Pre-Tax Income of \$8.1 Billion for First Quarter 2013,” press release, May 9, 2013, available at http://www.fanniemae.com/resources/file/ir/pdf/quarterly-annual-results/2013/q12013_release.pdf.

worth. Thus a reversal of that writedown of the deferred tax assets triggered a payment of about \$60 billion from Fannie Mae to the U.S. Treasury on June 28, 2013.⁶² The U.S. Treasury received \$66.3 billion from Fannie Mae and Freddie Mac on that date.⁶³ Fannie Mae stated that it would pay an additional \$10.2 billion in September 2013.⁶⁴ On August 7, 2013, Freddie Mac announced that it had not yet decided to write down its deferred tax assets of \$28.6 billion, but that it could do so later.⁶⁵

Private Forecasts of Treasury's Headroom

Figure 1 shows debt projections from the investment bank Goldman Sachs issued in May 2013, including a scenario that reflects a special payment from Fannie Mae.⁶⁶ The post-suspension debt limit (\$16.70 trillion) is slightly above the Goldman Sachs central scenario prediction (\$16.67 trillion) in **Figure 1**. With the addition of the Fannie Mae dividend and a \$16.70 trillion limit, federal borrowing capacity in that estimate was projected to be exhausted in early October.

Estimates of Treasury cash flows are subject to substantial uncertainty. The U.S. Treasury Inspector General reported in 2012 that “the margin of error in these estimates at a 98 percent confidence level is plus or minus \$18 billion for one week into the future and plus or minus \$30 billion for two weeks into the future.”⁶⁷

⁶² Recognition of that deferred tax asset also raises policy issues unrelated to the debt limit. For an overview of related issues, see CRS Report R42760, *Fannie Mae's and Freddie Mac's Financial Status: Frequently Asked Questions*, by N. Eric Weiss. Also see Wrightson ICAP, “Fannie Mae’s Deferred Tax Assets,” *Money Market Observer*, April 29, 2013.

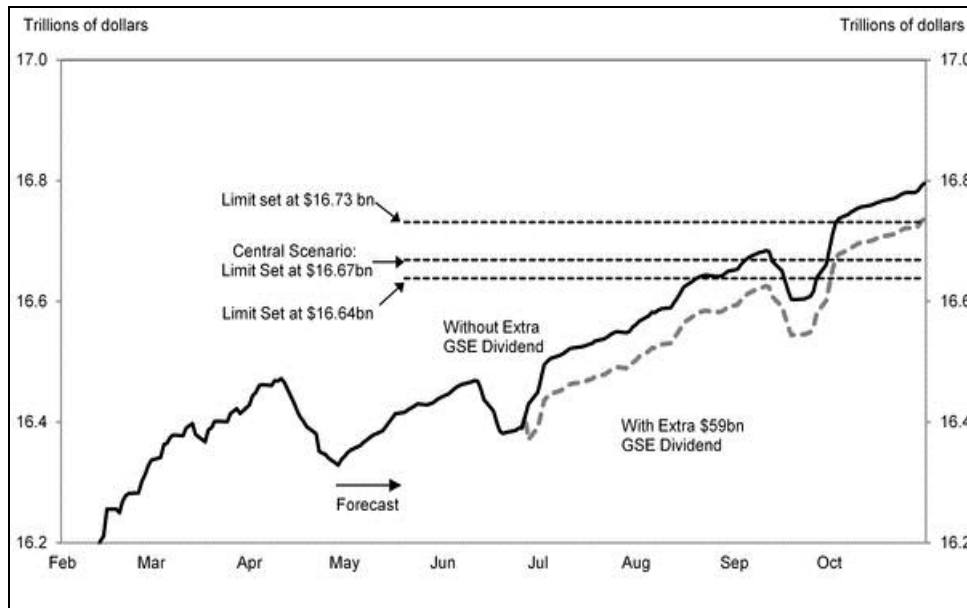
⁶³ U.S. Department of the Treasury, *Daily Treasury Statement for June 28, 2013*, Table II.

⁶⁴ Fannie Mae, “Fannie Mae Reports Net Income of \$10.1 Billion and Comprehensive Income of \$10.3 Billion for Second Quarter 2013,” press release, August 8, 2013, available at http://www.fanniemae.com/resources/file/ir/pdf/quarterly-annual-results/2013/q22013_release.pdf.

⁶⁵ Reuters, “Freddie Mac profit jumps; will pay U.S. Treasury \$4.4 bln (update 3),” August 7, 2013, available at <http://www.reuters.com/article/2013/08/07/usa-freddie-mac-results-idUSL1N0G80GK20130807>.

⁶⁶ Excerpted from Alex Phillips, “The Smaller Deficit Should Extend the Next Debt Limit Deadline Slightly,” U.S. Daily issue brief, Goldman Sachs Global Investment Research, May 3, 2013.

⁶⁷ Department of the Treasury, Office of the Inspector General, “Response to Senator Hatch Regarding Debt Limit in 2011,” OIG-CA-12-006, August 24, 2013, enclosure 1, p. 2; available at <http://www.treasury.gov/about/organizational-structure/ig/Audit%20Reports%20and%20Testimonies/Debt%20Limit%20Response%20%28Final%20with%20Signature%29.pdf>.

Figure I. Projection of Debt Subject to Limit and Potential Debt Limits in 2013

Source: GS Global ECS Research, based on U.S. Treasury and other data, May 3, 2013.

Notes: Different potential debt limits (dotted lines) correspond to alternative interpretations of how the limit would be set once the debt limit suspension ends. The potential GSE dividend could result from Fannie Mae's recognition of certain tax assets. See text for discussion.

Treasury Secretary Lew's Message to Congress in 2013

In May 2013, Secretary Lew had notified Congress that he expects the U.S. Treasury will be able to meet federal obligations until at least Labor Day.⁶⁸ Some private estimates suggest that the U.S. Treasury, with the assistance of extraordinary measures, would probably be able to meet federal obligations until mid-October or November 2013.⁶⁹ By comparison, in 2011, Treasury Secretary Geithner invoked authority to use extraordinary measures on May 16, 2011, which helped fund payments until the debt ceiling was raised on August 2, 2011.⁷⁰

On August 26, 2013, Treasury Secretary Lew notified congressional leaders that the government would exhaust its ability to borrow in mid-October according to U.S. Treasury projections. At that point, the U.S. Treasury would have only an estimated \$50 billion in cash to meet federal obligations.⁷¹ With that cash and incoming receipts, the U.S. Treasury would be able to meet

⁶⁸ Treasury Secretary Jacob Lew, letter to House Speaker John A. Boehner, May 17, 2013, available at <http://www.treasury.gov/initiatives/Documents/Debt%20Limit%2017-13%20Boehner.pdf>.

⁶⁹ Wrightson ICAP, "Treasury Refunding Preview," *Money Market Observer*, July 29, 2013; Alex Phillips, "The Smaller Deficit Should Extend the Next Debt Limit Deadline Slightly," U.S. Daily issue brief, Goldman Sachs Global Investment Research, May 3, 2013; Citi Research, "U.S. Political Risk Autumn Budget Battles and the Next Fed Chair Outlook," research brief, August 5, 2013.

⁷⁰ Because the debt issuance suspension period included June 30, 2013, the U.S. Treasury gained additional headroom due to the maturation of certain Civil Service Disability and Retirement Fund (CSRDF) securities. For details on CSRDF and debt limit extraordinary measures, see GAO, *Debt Limit: Analysis of 2011-2012 Actions Taken and Effect of Delayed Increase on Borrowing Costs*, GAO-12-701, July 2012; materials available at <http://www.gao.gov/products/GAO-12-701>.

⁷¹ Treasury Secretary Jacob Lew, letter to House Speaker John A. Boehner, August 26, 2013, available at <http://www.treasury.gov/initiatives/Documents/082613%20Debt%20Limit%20Letter%20to%20Congress.pdf>.

obligations for some weeks after mid-October according to independent analysts, although projecting when cash balances would be exhausted is difficult.⁷²

On September 25, 2013, Secretary Lew sent another letter to Congress with updated forecasts of the U.S. Treasury's fiscal situation.⁷³ According to those forecasts, the U.S. Treasury would exhaust its borrowing capacity no later than October 17. At that point, the U.S. Treasury would have about \$30 billion in cash balances on hand to meet federal obligations. At the close of business on October 8, 2013, the U.S. Treasury had an operating cash balance of \$35 billion.⁷⁴

On October 3, 2013, the U.S. Treasury issued a brief outlining potential macroeconomic effects of the prospect that the federal government would be unable to pay its obligations in a timely fashion.⁷⁵ The brief provided data on how various measures of economic confidence, asset prices, and market volatility responded to the debt limit episode in the summer of 2011.

When Might the Debt Limit Have Been Binding?

In the absence of a debt limit increase, the cash balances on hand when the U.S. Treasury's borrowing capacity ran out would then dwindle. At the close of business on October 11, 2013, the U.S. Treasury's cash balance was \$35 billion.⁷⁶ Those low cash balances, however, could raise two complications even before that point.

First, low cash balances could have complicated federal debt management and Treasury auctions in late October or early November.⁷⁷ Yields for Treasury bills maturing after the October 17 date mentioned in Secretary Lew's September 25 letter have increased relative to other yields on other Treasury securities. This appeared to signal reluctance among some investors to hold Treasury securities that might be affected by debt limit complications.

Second, repo lending, which relies heavily on Treasury securities for collateral, could become more expensive or could be disrupted.⁷⁸ Repo lending rates rose sharply in early August 2011 during the 2011 debt limit episode, but fell to previous levels once that episode was resolved.⁷⁹

⁷² For example, Goldman Sachs has predicted that the U.S. Treasury would run out of cash around November 1, 2013. See Alex Phillips, "The US Fiscal Debate: Headline Risks to the Downside, Fiscal Risks to the Upside," Goldman Sachs U.S. Daily, September 19, 2013. Also see CBO, "Federal Debt and the Statutory Limit, September 2013," September 25, 2013, available at <http://www.cbo.gov/publication/44608>. CBO estimates that without an increase in the debt limit, that the U.S. Treasury would exhaust its cash balances between October 22 and October 31, although that time frame is subject to uncertainty due to variations in federal outlays and receipts.

⁷³ Treasury Secretary Jacob Lew, letter to House Speaker John A. Boehner, September 25, 2013, available at <http://www.treasury.gov/Documents/Debt%20Limit%2020130925%20Boehner.pdf>.

⁷⁴ U.S. Department of Treasury, *Daily Treasury Statement*, Table I, October 8, 2013, available at <https://www.fms.treas.gov/fmsweb/viewDTSFiles?dir=w&fname=13100800.pdf>.

⁷⁵ U.S. Department of Treasury, "The Potential Macroeconomic Effect of Debt Ceiling Brinkmanship," October 3, 2013, available at <http://www.treasury.gov/initiatives/Documents/POTENTIAL%20MACROECONOMIC%20IMPACT%20OF%20DEBT%20CEILING%20BRINKMANSHIP.pdf>.

⁷⁶ Daily Treasury Statement, October 11, 2013, available at <https://www.fms.treas.gov/fmsweb/viewDTSFiles?dir=w&fname=13101100.pdf>.

⁷⁷ Wrightson ICAP, "Summer Break Issue," *Money Market Observer*, September 2, 2013.

⁷⁸ "Repo" is short for repurchase agreement. For background, see Tobias Adrian et al., "Repo and Securities Lending," Federal Reserve of New York Staff Report No. 529, revised version February 2013, available at http://www.newyorkfed.org/research/staff_reports/sr529.pdf.

⁷⁹ RBC Capital Markets, *U.S. Economics and Rates Focus*, September 25, 2013.

Market Reaction to the Impending Exhaustion of Treasury's Borrowing Capacity in October 2013

In the past, some financial markets have reacted to impending debt limit deadlines, signaling concerns about the federal government's ability to meet obligations in a timely manner. In early October 2013, the U.S. Treasury issued a brief that outlined how various measures of economic confidence, asset prices, and market volatility responded to the debt limit episode in the summer of 2011, and the prospect that the federal government might not have been able to pay its obligations in a timely fashion.⁸⁰

Some investors expressed reluctance to hold Treasury securities that might be affected by debt limit complications. Fidelity Investments, J.P. Morgan Investment Management Inc., and certain other funds stated in October 2013 that they had sold holdings of Treasury securities scheduled to mature or to have coupon payments between October 16 and November 6, 2013.⁸¹

In October 2013, yields for Treasury bills maturing in the weeks after October 17—when the U.S. Treasury's borrowing capacity was projected to be exhausted—rose sharply relative to yields on Treasury securities maturing in 2014. **Figure 2** shows secondary market yields on Treasury bills set to mature after the projected date when the Treasury's borrowing capacity would be exhausted.⁸² The horizontal axis shows days before the end of the DISP, and the vertical scale shows basis points (bps). For instance, the yield for the Treasury bill maturing October 24, 2013, rose from close to zero to 46 bps on October 15, 2013. Those yields are about 10 times larger than for similar bills that mature in calendar year 2014.⁸³ A four-week Treasury bill auctioned on October 8, 2013, sold with a yield of 35 bps. By contrast, a four-week bill sold on September 4, 2013, sold with a yield of 2 bps.⁸⁴ After enactment of a debt limit measure (H.R. 2775; P.L. 113-46) on October 16, 2013, however, those yields returned to their previous levels.

⁸⁰ U.S. Department of Treasury, "The Potential Macroeconomic Effect of Debt Ceiling Brinkmanship," October 3, 2013, available at <http://www.treasury.gov/initiatives/Documents/POTENTIAL%20MACROECONOMIC%20IMPACT%20OF%20DEBT%20CEILING%20BRINKMANSHIP.pdf>.

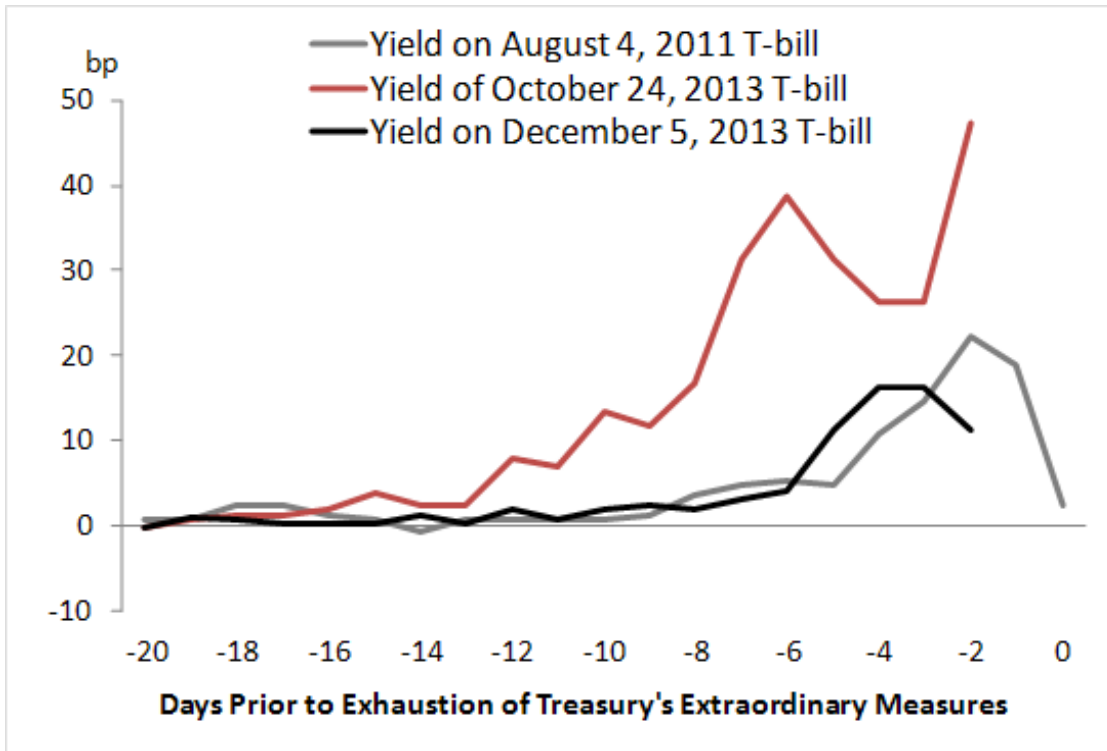
⁸¹ J.P. Morgan, "J.P. Morgan Takes Action in Light of Possible U.S. Government Default," October 10, 2013, available at http://www.jpimgloballiquidity.com/blobcontent/62/379/1323366810685_Statment_US_Web_Govt_Default_10-10-13.pdf; Fidelity Investments, "Fidelity Investments Statement on Money Market Mutual Funds," October 2013, available at https://www.fidelity.com/bin-public/060_www_fidelity_com/documents/MM-MF-Statement_Oct-2013.pdf; Ken Sweet, "Short-term Funds Show Stress as Default Looms," Associated Press, October 9, 2013, available at <http://money.msn.com/business-news/article.aspx?feed=AP&date=20131009&id=16982865>.

⁸² Those dates are August 2, 2011, and October 17, 2013.

⁸³ For current Treasury securities quotes, see the Wall Street Journal quote website: http://online.wsj.com/mdc/public/page/2_3020-treasury.html?mod=topnav_2_3010#treasuryB.

⁸⁴ See Treasury auction results announcement, October 8, 2013, http://www.treasurydirect.gov/instit/annceresult/press/preanre/2013/R_20131008_1.pdf; and for September 4, 2013, https://www.treasurydirect.gov/instit/annceresult/press/preanre/2013/R_20130904_1.pdf.

Figure 2. Yields on Selected Treasury Bills that Mature After Projected Date of Exhaustion of Borrowing Capacity



Source: Bloomberg and Nomura Holdings. Excerpted from Jens Nordvig and Ankit Sahni, *Seeing Through the Shutdown*, Nomura FX Insights, October 1, 2013; update by Ankit Sahni.

Notes: The 13-week Treasury bill (cusip 912796BG3) matures October 24, 2013. The Treasury bill maturing December 5, 2013, has cusip 912796BN8. A Treasury bill with cusip 9127953B5 matured on August 4, 2011.

Debt Limit Issues in 2013

Congressional consideration of federal debt policy raised several policy issues that were explored in hearings and in broader policy discussions.

Hearings in 2013

On January 22, 2013, the House Ways and Means Committee held hearings on the history of the debt limit and how past Congresses and Presidents have negotiated changes in the debt limit.⁸⁵ On April 10, 2013, the House Ways and Means Subcommittee on Oversight held hearings on federal debt and fiscal management when the debt limit binds.⁸⁶

The Joint Economic Committee held hearings on the economic costs of uncertainty linked to the debt limit on September 18, 2013.⁸⁷

⁸⁵ U.S. Congress, House Committee on Ways and Means, *The Statutory Debt Limit*, 113th Cong., 1st sess., January 22, 2013; materials available at <http://waysandmeans.house.gov/news/documentsingle.aspx?DocumentID=316933>.

⁸⁶ U.S. Congress, House Committee on Ways and Means, Subcommittee on Oversight, *Examining the Government's Ability to Continue Operations When at the Statutory Debt Limit*, 113th Cong., 1st sess., April 10, 2013.

⁸⁷ U.S. Congress, Joint Economic Committee, *The Economic Costs of Debt-Ceiling Brinksmanship*, 113th Cong., 1st sess., September 18, 2013; materials available at <http://www.jec.senate.gov/public/index.cfm?p=Hearings&> (continued...)

On October 10, 2013, the Senate Finance Committee held hearings on the debt limit and heard testimony from Treasury Secretary Jacob Lew.⁸⁸ On the same morning, the Senate Banking Committee held hearings on the effects of a possible federal default on financial stability and economic growth, and heard testimony from heads of financial industry trade associations.⁸⁹

Debt Prioritization and H.R. 807

On April 30, 2013, the House Ways and Means Committee reported H.R. 807, which would grant the Treasury Secretary the authority to borrow to fund principal and interest payments on debt held by the public and the Social Security trust funds if the debt limit were reached.⁹⁰ The Treasury Secretary would also have had to submit weekly reports to Congress after that authority were exercised. On May 9, 2013, the House passed and amended version of H.R. 807.⁹¹ The House also passed a version of H.J.Res. 59 that incorporated the text of H.R. 807 on September 20. On September 27, the Senate passed an amended version of the measure that did not contain provisions from H.R. 807. The Obama Administration indicated that it would veto H.R. 807 or H.J.Res. 59 containing similar provisions, were either to be approved by Congress.⁹² The October 2013 debt limit measure (H.R. 2775; P.L. 113-46) contained no payment prioritization provisions.

H.R. 807 would have affected one aspect of the U.S. Treasury's financial management of the Social Security program, but would not alter other aspects. If the debt limit were reached, the U.S. Treasury could still face constraints that could raise challenges in financial management. The U.S. Treasury is responsible for (1) making Social Security beneficiary payments; (2) reinvesting Social Security payroll taxes and retirement contributions in special Treasury securities held by the Social Security trust fund; and (3) paying interest to the Social Security trust funds, in the form of special Treasury securities, at the end of June and December.⁹³ Those special Treasury securities, either funded via Social Security payroll receipts or biannual interest payments, are subject to the debt limit. Thus, sufficient headroom under the debt limit is needed to issue those special Treasury securities. If the debt limit were reached and extraordinary measures were exhausted, the Treasury Secretary's legal requirement to reinvest Social Security receipts by issuing special Treasury securities could at times be difficult to reconcile with his legal requirement not to exceed the statutory debt limit.

(...continued)

ContentRecord_id=ee19780d-15a8-46bb-9cce-83acb969fc77&ContentType_id=14f995b9-dfa5-407a-9d35-56cc7152a7ed&Group_id=cb5dcfe4-afee-419f-94ee-e51eb07de989.

⁸⁸ U.S. Congress, Senate Committee on Finance, *The Debt Limit*, hearings, 113th Cong., 1st sess., October 10, 2013; <http://www.finance.senate.gov/hearings/hearing/?id=cb3ca699-5056-a032-52fb-9f23396c3f7c>.

⁸⁹ U.S. Congress, Senate Committee on Banking, *Impact of a Default on Financial Stability and Economic Growth*, hearings, 113th Cong., 1st sess., October 10, 2013; materials available at http://www.banking.senate.gov/public/index.cfm?FuseAction=Hearings.Hearing&Hearing_ID=0c33e3f3-65cd-44f1-95b9-8a433ad1554c.

⁹⁰ The Old-Age and Survivors Insurance Trust Fund (OASI) and the Disability Insurance Trust Fund (DI) are the two Social Security trust funds.

⁹¹ The amendment, offered by Representative Camp, added a prohibition on funding Member compensation through borrowing enabled by the measure. Treasury reporting requirements were also clarified.

⁹² OMB, Statement of Administration Policy, H.R. 807 Full Faith and Credit Act, May 7, 2013, available at http://www.whitehouse.gov/sites/default/files/omb/legislative/sap/113/saphr807r_20130507.pdf; OMB, Statement of Administration Policy, H.J.Res. 59 Continuing Appropriations Resolution, 2014, September 19, 2013, available at http://www.whitehouse.gov/sites/default/files/omb/legislative/sap/113/saphjr59h_20130919.pdf.

⁹³ See CRS Report RS20607, *Social Security: Trust Fund Investment Practices*, by Dawn Nuschler. Social Security investment policy is governed by Section 201 of the Social Security Act (42 U.S.C. 401; http://www.ssa.gov/OP_Home/ssact/title02/0201.htm).

Resolution of the Debt Limit Issue in October 2013

On September 25, Treasury Secretary Lew notified Congress that the government would exhaust its borrowing capacity around October 17 according to updated estimates. At that point, the U.S. Treasury would have had a projected cash balance of only \$30 billion to meet federal obligations.

On October 16, 2013, Congress passed a continuing resolution (Continuing Appropriations Act, 2014; H.R. 2775; P.L. 113-46) that included a provision to allow a suspension of the debt limit. That measure passed the Senate on an 81-18 vote.⁹⁴ The House then passed the measure on a 285-144 vote. The President signed the bill (P.L. 113-46) early the next morning. The measure suspends the debt limit until February 8, 2014, once the President certified that the U.S. Treasury would be unable to meet existing commitments without issuing debt.⁹⁵ The President sent congressional leaders a certification on October 17, 2013, to trigger a suspension of the debt limit through February 7, 2014.⁹⁶

That suspension, however, was subject to a congressional resolution of disapproval. If a resolution of disapproval had been enacted, the debt limit suspension would end on that date. Specific expedited procedures in each chamber governed the consideration of the resolution of disapproval. The resolution, if passed, was subject to veto. A resolution of disapproval (H.J.Res. 99) was passed in the House on October 20, 2013, on a 222-191 vote. A similar measure, S.J.Res. 26, was not approved by the Senate, so the debt limit increase was not blocked.⁹⁷

The debt limit suspension ended on February 7, and a limit was set to reflect the amount of debt necessary to fund government operations before the end of the suspension. The U.S. Treasury was precluded in P.L. 113-46 from accumulating excess cash reserves that might have allowed an extension of extraordinary measures.

The debt limit provisions enacted in October 2013 resemble provisions enacted in 2011 and earlier in 2013. For example, the Budget Control Act of 2011 (P.L. 112-25) also provided for a congressional resolution of disapproval of a debt limit increase. The suspension of the debt limit in H.R. 2775 resembles the suspension enacted in February 2013 (H.R. 325; P.L. 113-3).⁹⁸

Other Proposals Regarding the Debt Limit in October 2013

Passage of the Continuing Appropriations Act, 2014 was preceded by other proposals to modify the debt limit. On October 8, 2013, Senate Majority Leader Reid introduced S. 1569, a measure intended to ensure complete and timely payment of federal obligations. The measure would have extended the suspension of the debt limit enacted in February 2013 (P.L. 113-3). On October 15, 2013, an announcement of a hearing on a proposal to amend the Senate amendment to H.J.Res. 59 appeared on the House Rules Committee website. That hearing, according to a subsequent announcement, was postponed that evening. The measure would extend the debt limit through February 15, 2014, and restrict the Treasury Secretary's ability to employ extraordinary measures

⁹⁴ The original version of H.R. 2775, entitled the "No Subsidies Without Verification Act," passed the House on September 12, 2013, on a 235-191 vote.

⁹⁵ The debt limit provisions are included as Sec. 1002 of P.L. 113-46, entitled the "Default Prevention Act of 2013."

⁹⁶ The provision required that the presidential certification be issued within three days of enactment.

⁹⁷ A motion to proceed on S.J.Res. 26 was rejected on October 29, 2014, by a 45-54 vote.

⁹⁸ A discussion of that measure is below.

through April 15, 2014. The measure would also extend discretionary funding at “sequester levels” through December 15, 2013.⁹⁹

The Debt Limit in 2014

The resolution of the debt limit episode and the ending of the federal shutdown in October 2013 set up a subsequent episode in early 2014.

Debt Limit Forecasts in Late 2013 and 2014

In late November 2013, CBO issued an analysis of Treasury cash flows and available extraordinary measures.¹⁰⁰ Treasury, according to those estimates, might exhaust its ability to meet federal obligations in March. Because Treasury cash flows can be highly uncertain during tax refund season, CBO stated that that date could arrive as soon as February 2014 or as late as early June.

Goldman Sachs had estimated that Treasury would probably exhaust its headroom—the sum of projected cash balances and remaining borrowing authority under the debt limit—in mid to late March, but might in fortuitous circumstances be able to meet its obligations until June.¹⁰¹ While Goldman Sachs and other independent forecasters noted that the U.S. Treasury might possibly avoid running out of headroom in late March or early April, waiting until mid-March to address the debt limit could have raised serious risks for the U.S. government’s financial situation.¹⁰²

Treasury Secretary Lew Notifies Congress in Early 2014

As the end of the debt limit suspension neared, the U.S. Treasury continued to warn Congress of the consequences on not raising the debt limit. While the Treasury could again employ extraordinary measures after the suspension ended after February 7, 2014, its ability to continue meeting federal obligations would be limited by large outflows of cash resulting from individual income tax refunds. In December 2013, the U.S. Treasury had notified congressional leaders that according to its estimates, extraordinary measures would extend its borrowing authority “only until late February or early March 2014.”¹⁰³ On January 22, 2014, Secretary Lew called for an increase in the debt limit before the end of debt limit suspension on February 7, 2014, or the end

⁹⁹ House Rules Committee, “House Amendment to Senate Amendment to H.J.Res. 59 Offered by Mr. Rogers of Kentucky,” October 15, 2013, available at <http://docs.house.gov/billsthisweek/20131014/BILLS-113hjres59-HAmdt2a.pdf>.

¹⁰⁰ CBO, “Federal Debt and the Statutory Limit,” November 20, 2013, <http://www.cbo.gov/publication/44877>.

¹⁰¹ Alex Phillips, “Q&A on the Debt Limit,” *Goldman Sachs US Daily*, January 23, 2014.

¹⁰² Treasury’s headroom increases sharply in mid-June in large part due to corporate income tax receipts. Federal corporate estimated income tax payments are due on the 15th day of the fourth, sixth, ninth, and twelfth months of the corporation’s tax year. See the IRS tax calendar at http://www.irs.gov/publications/p509/ar02.html#en_US_2014_publink100034257.

¹⁰³ Treasury Secretary Jacob Lew, letter to House Speaker John A. Boehner, December 19, 2013, <http://www.treasury.gov/initiatives/Documents/12-19-2013%20Debt%20Limit%20Letter%20FINAL%20Boehner.pdf>.

of February.¹⁰⁴ In the first week of February 2014, Secretary Lew stated that the U.S. Treasury could not be certain that extraordinary measures would last beyond February 27, 2014.¹⁰⁵

Debt Limit Suspension Lapses in February 2014

On February 7, 2014, the debt limit suspension ended and the U.S. Treasury reset the debt limit to \$17,212 billion.¹⁰⁶ On the same day, the U.S. Treasury also suspended sales of State and Local Government Series (SLGS), the first of its extraordinary measures.¹⁰⁷ On February 10, Secretary Lew notified Congress that he had declared a debt issuance suspension period (DISP) that authorizes use of other extraordinary measures. In particular, during a DISP the Treasury Secretary is authorized to suspend investments in the Civil Service and Retirement and Disability Fund and the G Fund of the Federal Employees' Retirement System. The DISP was scheduled to last until February 27.¹⁰⁸

Debt Limit Again Suspended Until March 2015

Following the lapse of the debt limit suspension, Congress moved quickly to address the debt limit issue. On February 10, 2014, the House Rules Committee posted an amended version of S. 540 that would suspend the debt limit through March 15, 2015. The debt limit would be raised the following day by an amount tied to the amount of borrowing required by federal obligations during the suspension period. The U.S. Treasury would also be prohibited from creating a cash reserve above that level. The measure also would have reversed a 1% reduction in the cost-of-living adjustment for certain working-age military retirees that had been included in the Bipartisan Budget Act of 2013 (BBA; P.L. 113-67).¹⁰⁹ In addition, sequestration of non-exempt mandatory spending would be extended from FY2023 to FY2024. CBO issued a cost estimate of the measure on February 11, 2014.¹¹⁰

On February 11, 2014, the House voted 221-201 to suspend the debt limit (S. 540) through March 15, 2015. The amended measure included restrictions on Treasury debt management in the version reported by the Rules Committee, but omitted provisions to reverse reductions in cost-of-

¹⁰⁴ Treasury Secretary Jacob Lew, letter to House Speaker John A. Boehner, January 22, 2014, <http://www.treasury.gov/initiatives/Documents/Debt%20Limit%20to%20Congress%201-22-2014.pdf>.

¹⁰⁵ U.S. Treasury, "Remarks of Secretary Jacob J. Lew at the Bipartisan Policy Center," February 3, 2014; <http://www.treasury.gov/press-center/press-releases/Pages/jl2276.aspx>; Treasury Secretary Jacob Lew, letter to House Speaker John A. Boehner, February 7, 2014, <http://www.treasury.gov/initiatives/Documents/Debt%20Limit%20Letter%20020714.pdf>.

¹⁰⁶ U.S. Treasury, *Daily Treasury Statement*, February 10, 2014, <https://www.fms.treas.gov/fmsweb/viewDTSFiles?dir=w&fname=14021000.pdf>.

¹⁰⁷ U.S. Treasury, "Treasury Assistant Secretary for Financial Markets Matthew Rutherford February 2014 Quarterly Refunding Statement," February 5, 2014; <http://www.treasury.gov/press-center/press-releases/Pages/jl2281.aspx>. See also U.S. Treasury, "Treasury Suspends Sales of State and Local Government Series Securities," February 4, 2014, http://treasurydirect.gov/news/pressroom/pressroom_1401slgsoff.htm. For information on these securities, see CRS Report R41811, *State and Local Government Series (SLGS) Treasury Debt: A Description*, by Steven Maguire and Jeffrey M. Stupak.

¹⁰⁸ Treasury Secretary Jacob Lew, letter to House Speaker John A. Boehner, February 10, 2014, <http://www.treasury.gov/initiatives/Documents/02102014%20CSRDF%20G%20Fund%20Letter.pdf>.

¹⁰⁹ For details on military retirement changes in the Bipartisan Budget Act and Consolidated Appropriations Act, 2014, see CRS Report RL34751, *Military Retirement: Background and Recent Developments*, by David F. Burrelli and Barbara Salazar Torreon.

¹¹⁰ CBO, *S. 540, Temporary Debt Limit Extension Act*, February 11, 2014, <http://www.cbo.gov/publication/45101>. CBO estimated that the measure would increase mandatory spending by at least \$5 billion in the decades after FY2024.

living adjustments to working-age military retiree pensions and an extension of non-defense mandatory sequestration.¹¹¹ The Senate voted to concur in the House amendment the following day on a 55-43 vote. The President signed the measure (P.L. 113-83) on February 15, 2014. Unlike previous measures that suspended the debt limit, a presidential certification was not required. A separate measure was also signed into law on the same day (P.L. 113-82) to reverse reductions in cost-of-living adjustments to working-age military retiree pensions for those who entered the military before the beginning of 2014.

The Debt Limit in 2015

The debt limit, which had been suspended through March 15, 2015, was reestablished the following day at \$18,113 billion. The debt limit was raised, in essence, by the sum of payments made during the suspension period to meet federal obligations.¹¹²

Treasury's Extraordinary Measures in 2015

Treasury Secretary Lew sent congressional leaders a letter on March 6, 2015, stating that Treasury would suspend issuance of State and Local Government Series (SLGS) bonds on March 13, 2015, the last business day during the current debt limit suspension. SLGS are used by state and local governments to manage certain intergovernmental funds in a way that complies with federal tax laws.¹¹³

Once the most recent debt limit suspension lapsed, Treasury Secretary Lew declared a Debt Issuance Suspension Period (DISP) on March 16, 2015, which empowered him to use extraordinary measures to meet federal fiscal obligations until July 30, 2015.¹¹⁴ On July 30, 2015, Treasury Secretary Lew sent congressional leaders a letter to invoke extraordinary powers again until the end of October.¹¹⁵ Secretary Lew indicated in a separate letter, sent the previous day, that those extraordinary measures would enable the U.S. Treasury to meet federal financial obligations “for at least a brief additional period of time” after the end of October.¹¹⁶

¹¹¹ On February 11, 2014, the House also passed a separate measure (S. 25, P.L. 113-82) that ensured that reduced annual cost-of-living adjustment to the retired pay of working-age military retirees required by the Bipartisan Budget Act would not apply to those who joined the Armed Forces before January 1, 2014. That measure was passed on a 326-90 vote. The Senate agreed to the House changes on a 95-3 vote on the next day. The President signed the bill into law on February 15, 2014.

¹¹² P.L. 113-83 directed that the limit be increased “to the extent that (1) the face amount of obligations issued under chapter 31 of such title and the face amount of obligations whose principal and interest are guaranteed by the United States Government (except guaranteed obligations held by the Secretary of the Treasury) outstanding on March 16, 2015, exceeds (2) the face amount of such obligations outstanding on the date of the enactment of this Act. The law included a separate provision prohibiting the U.S. Treasury from increasing its cash balances above normal levels during the debt limit suspension.

¹¹³ See CRS Report R41811, *State and Local Government Series (SLGS) Treasury Debt: A Description*, by Steven Maguire and Jeffrey M. Stupak.

¹¹⁴ Treasury Secretary Jacob Lew, letter to House Speaker John A. Boehner, March 16, 2015, <http://www.treasury.gov/initiatives/Documents/Treasury%20Letter%20to%20Congress%20031615.pdf>. That letter invoked extraordinary measures related to the Civil Service Retirement and Disability Fund (CSRDF) and the Postal Service Retiree Health Benefits Fund (PSRDBF). Secretary Lew sent a separate letter to Congress to invoke authorities related to the Thrift Savings Plan (TSP) G Fund, available at <http://www.treasury.gov/press-center/media-advisories/Documents/Treasury%20Letter%20to%20Congress%20031715.pdf>.

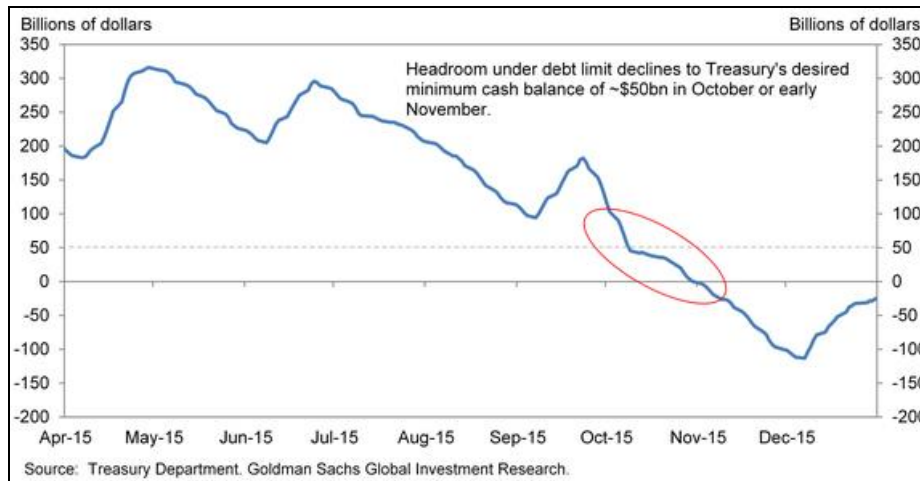
¹¹⁵ Treasury Secretary Jacob Lew, letter to House Speaker John A. Boehner and other congressional leaders, July 30, 2015; <http://www.treasury.gov/initiatives/Documents/Treasury%20Letter%20to%20Congress%20073015.pdf>.

¹¹⁶ Treasury Secretary Jacob Lew, letter to House Speaker John A. Boehner and other congressional leaders, July 29, (continued...)

How Long Will Extraordinary Measures Last in 2015?

Independent forecasters expect those measures will suffice to meet federal obligations until late fall of 2015.¹¹⁷ **Figure 3** presents projections computed by Goldman Sachs in January 2015 that had indicated that Treasury’s headroom under the debt limit could be exhausted in October, or under more fortuitous circumstances, in early November 2015. CBO’s March 2015 projections set a similar range for the date of exhaustion.¹¹⁸ More recent projections suggest that stronger-than-expected federal revenue collections imply that the critical date may fall in November 2015 or even early December.¹¹⁹ That date, at which time the U.S. Treasury would be unable to meet obligations, will shift if federal tax collections again diverge from currently expected levels, or if major changes are made to spending or revenue policies.

Figure 3. Projection of U.S. Treasury Headroom Under Debt Limit in 2015



Source: Alex Phillips, Goldman Sachs Global Investment Research calculations based on U.S. Treasury and other data.

Notes: Projections of Treasury’s cash flows are subject to significant uncertainties.

Author Contact Information

D. Andrew Austin
 Analyst in Economic Policy
 aaustin@crs.loc.gov, 7-6552

(...continued)

2015; <http://www.treasury.gov/connect/blog/Pages/Treasury-Sends-Debt-Limit-Letter-to-Congress.aspx>.

¹¹⁷ Alex Phillips, “A Slightly Smaller Budget Deficit in FY2015” *Goldman Sachs US Daily*, January 27, 2015; Wrightson ICAP, *The Money Market Observer*, January 26, 2015.

¹¹⁸ CBO, *Federal Debt and the Statutory Limit*, March 2015, <https://www.cbo.gov/sites/default/files/cbofiles/attachments/49961-DebtLimit.pdf>.

¹¹⁹ Wrightson ICAP, *The Money Market Observer*, June 22, 2015.