



**Congressional
Research Service**

Informing the legislative debate since 1914

State, Foreign Operations, and Related Programs: FY2015 Budget and Appropriations

Susan B. Epstein

Specialist in Foreign Policy

Alex Tiersky

Analyst in Foreign Affairs

Marian L. Lawson

Specialist in Foreign Assistance Policy

December 8, 2014

Congressional Research Service

7-5700

www.crs.gov

R43569

Summary

The annual State, Foreign Operations, and Related Programs appropriations bill (also referred to here as “foreign affairs appropriations” or “foreign affairs funding”) is the primary legislative vehicle through which Congress reviews the U.S. international affairs budget and influences executive branch foreign policymaking. (Foreign relations authorization and foreign assistance authorization legislation, required by law prior to State Department and foreign aid expenditures, are also available to Congress to influence foreign policy, but Congress has not passed either since FY2003 and FY1985, respectively. Instead, Congress has waived the requirement within the appropriations laws.)

On March 4, 2014, the Obama Administration submitted to Congress its budget request for FY2015. The original request for State, Foreign Operations, and Related Programs totaled \$48.62 billion, including \$5.91 billion for Overseas Contingency Operations (OCO) funding. The Administration amended this request on June 27, 2014, by increasing OCO funds and updating export assistance estimates, thus raising the overall total to \$50.08 billion. The Administration further amended the request in November 2014, for emergency funding to address the Ebola crisis in Africa and for civilian activities to counter the threat posed by the Islamic State (IS). The amended FY2015 request totals \$53.47 billion, or 8.8% more than the FY2014-enacted level.

Of the total FY2015 request, as amended, about 14.6% is designate as OCO (compared to 13.3% in FY2014) and about 5% is designated as emergency funding. About \$17.18 billion is for State Department Operations and related agencies, an 8.3% increase from the FY2014 funding estimate of \$15.86 billion. For Foreign Operations, the Administration requested \$36.32 billion, a 7.7% increase from the FY2014 estimate of \$33.72 billion.

Key aspects of the Administration request that may interest some Members of the 113th Congress include

- \$4.59 billion requested for enduring diplomatic security funding to continue implementing post-Benghazi Accountability Review Board recommendations in FY2015, 4.7% more than estimated for these same accounts in FY2014;
- a twice-amended OCO request that would provide funding to the frontline states of Iraq, Afghanistan, and Pakistan; an additional \$1.353 billion, including \$278 million for estimated costs of a U.N. peacekeeping mission in the Central African Republic within the new Peacekeeping Response Mechanism (PKRM); an additional \$75 million within Foreign Military Financing (FMF) for security reform in Europe; \$1 billion to enhance counterterrorism and crisis response activities within a Counterterrorism Partnership Fund; and \$520 million to assist Syrian opposition groups and address humanitarian needs related to IS attacks in Iraq and Syria.
- \$2.892 billion for humanitarian and health care activities related to the Ebola virus outbreak, including a \$792 million contingency fund to increase flexibility in addressing future Ebola-related needs.
- support for the Administration’s ongoing development initiatives: Global Health, Global Climate Change, and Feed the Future, as well as \$114.3 million for new Africa initiatives; and

- an additional request for a new government-wide Opportunity, Growth, and Security Initiative that would provide more than \$760 million to foreign affairs programs, beyond the regular budget request.

The House and Senate Appropriations Committees reported FY2015 SFOPs bills out of committee on June 27 and June 9, respectively. The House committee bill (H.R. 5013) recommends \$48.45 billion in total, including \$5.19 billion designated as OCO. The Senate committee bill (S. 2499) recommends a funding total of \$47.18 billion, with \$8.63 billion designated as OCO. Both bills were reported before the Administration amended the OCO request, twice, and requested emergency funds to address the Ebola outbreak. Committee recommendations are compared to FY2014 funding estimates and the FY2015 request (as amended, when noted) throughout this report, but it is important to note that the request was significantly amended after the committee action took place, due to evolving world events, and the numbers are not necessarily comparable.

Since the House and Senate were unable to pass regular appropriations bills before the end of the fiscal year, they passed H.J.Res. 124, Continuing Appropriations Resolution, 2015 (CR), on September 17 and 18, 2014, respectively. The President signed the CR into law (P.L. 113-164) on September 19, 2014. The CR funds government agencies and programs at an across-the-board reduction of .0554% below the Consolidated Appropriations Act, 2014 (P.L. 113-76), funding rate through December 11, 2014. OCO funds are not subject to the reduction. The CR includes some anomalies, including one for foreign affairs that would provide the Department of State with the ability to exceed the rate for operations that would otherwise apply to funds in a number of accounts to sustain assistance for Ukraine and other independent states in that region for programs, such as international broadcasting, economic, and security assistance.

Total funding for the State Department, Foreign Operations, and Related Programs over the past 10 years has ranged from a low of \$35.85 billion (including supplemental appropriations) in FY2006 to a high of \$53.00 billion in FY2012 (including war-related Overseas Contingency Operations, OCO, appropriations). It has declined each year since FY2012, attributable, perhaps, to passage of the Budget Control Act of 2011 (BCA, P.L. 112-25). **Appendix A** (State Department, Foreign Operations, and Related Programs) and **Appendix B** (function 150) tables provide side-by-side account-level funding data for FY2014 estimated funding, the amended FY2015 request, and pending FY2015 House and Senate proposals.

This report tracks the FY2015 State Department, Foreign Operations, and Related Programs appropriations process. It will be updated to reflect congressional action. Estimates of FY2015 levels based on the continuing resolution through December 11, 2014, are not available.

Contents

FY2015 Chronology	1
Current Request and Past Trends	2
The FY2015 State Department, Foreign Operations, and Related Programs (SFOPS)	
Appropriations Request	2
Overseas Contingency Operations (OCO)	3
The Opportunity, Growth, and Security Initiative	5
Funding Trends	5
State Operations and Related Agencies	7
State Operations: FY2015 Key Issues	9
Frontline States	9
International Organizations/Peacekeeping	10
Diplomatic Security	12
Management and Human Resources of the Department of State	14
Foreign Operations	15
Foreign Operations: FY2015 Key Issues	19
U.S. Support for Democratic Transitions in the Middle East and North Africa	19
Overseas Contingency Operations Assistance to Frontline States	20
Syria/Humanitarian Assistance	21
Food Aid Reform	22
New and Ongoing Administration Assistance Initiatives	22

Figures

Figure 1. Composition of the FY2015 Foreign Affairs Budget Request	3
Figure 2. State Department, Foreign Operations, and Related Programs Funding Trends, FY2006-FY2015 Request, as Amended	7
Figure 3. Composition of State Operations & Related Agencies: FY2015 Request, as Amended	8
Figure 4. FY2015 Proposed “Security” Spending	13
Figure 5. Department of State New Positions Requested, FY2015	15
Figure 6. Bilateral Aid by Region, FY2014 Estimate and FY2015 Request	18

Tables

Table 1. Status of State-Foreign Operations Appropriations, FY2015	2
Table 2. State Department, Foreign Operations, and Related Programs Funding Trends, FY2006-FY2015 Request	6
Table 3. State Department and Related Accounts: Total Funding and Select Accounts	9
Table 4. Diplomatic Security Funding: Selected Accounts	13

Table 5. Foreign Aid by Type, FY2013, FY2014, and FY2015 Request and House and Senate Committee-Passed Bills	16
Table 6. Top 15 Aid Recipients by Country, FY2014 Est. & FY2015 Original Request.....	19
Table 7. Overseas Contingency Operations Funding in Foreign Operations Accounts, FY2012-FY2015 Request.....	21
Table A-1. State Department, Foreign Operations, and Related Agencies Appropriations, FY2014-FY2015	25
Table B-1. International Affairs Budget, FY2014-FY2015	33

Appendixes

Appendix A. State-Foreign Operations Appropriations, by Account.....	25
Appendix B. International Affairs (150) Function Account, FY2014 Estimate, FY2015 Request, House and Senate Recommendations	33

Contacts

Author Contact Information.....	34
---------------------------------	----

FY2015 Chronology

November Amendments to the Request. On November 5 and 10, 2014, the Administration submitted amendments to its FY2015 budget request to address the Ebola crisis and the threat posed by the Islamic State (IS), respectively. The Administration requested an additional \$2.89 billion in emergency funding through international affairs accounts for activities related to Ebola, including a \$792 million contingency fund. An additional \$520 million was requested for the international affairs OCO budget to support efforts to defeat IS and address humanitarian needs related to IS attacks. Together with the June 2014 OCO amendment, these amendments increase the total FY2015 State, Foreign Operations and Related Programs request to \$53.49 billion.

Continuing Resolution (CR). The House and Senate were unable to pass regular appropriations bills before the end of the fiscal year and, therefore, passed H.J.Res. 124, Continuing Appropriations Resolution, 2015, on September 17 and 18, respectively. The President signed the CR into law (P.L. 113-164) on September 19, 2014. The CR funds government agencies and programs at an across-the-board reduction of .0554% below the Consolidated Appropriations Act, 2014 (P.L. 113-76), funding rate through December 11, 2014. OCO funds are not subject to the reduction. The CR includes some anomalies, with one for foreign affairs: Section 145 provides the Department of State with the ability to exceed the rate for operations that would otherwise apply to funds in a number of accounts—International Broadcasting Operations, Economic Support Fund (ESF), Nonproliferation, Anti-terrorism, Demining, and Related Programs (NADR), International Narcotics Control and Law Enforcement (INCLE), and Foreign Military Financing (FMF)—to sustain assistance for Ukraine and other independent states in that region.

June OCO Amendment. On June 27, the Administration amended its OCO request, asking for an additional \$1.35 billion in State-Foreign Operations OCO funds (out of a total \$65.8 billion OCO request, mostly for Department of Defense programs) for peacekeeping and counterterrorism activities.

Committee Action. On June 19, 2014, the Senate Appropriations Committee introduced and passed S. 2499, an SFOPS appropriation for FY2015 that totaled \$47.18 billion. The House Appropriations Committee introduced and passed an FY2015 SFOPS appropriation, H.R. 5013, on June 27, which recommended total funding of \$48.45 billion. (See **Appendix A** for account-by-account Request, House and Senate comparisons.)

302(b) Allocations. On April 8, 2014, the House agreed to a \$48.45 billion allocation for State-Foreign Operations accounts for FY2015; the Senate approved an SFOPS allocation of \$48.48 billion (see **Table 1**) on May 22.

Hearings. In March and April 2014, Secretary of State John Kerry and U.S. Agency for International Development (USAID) Administrator Rajiv Shah testified on the request before the House and Senate Appropriations Committees, as well as the House Foreign Affairs and the Senate Foreign Relations Committees. On July 17, 2014, Deputy Secretary of State for Management and Resources Heather Higginbottom testified before the House Budget Committee regarding the amended OCO request. On November 11, 2014, Deputy Secretary Higginbottom testified before the Senate Appropriations Committee on the State Department response to the Ebola crisis.

Budget Submission. The Obama Administration submitted its original FY2015 budget request, including for International Affairs (function 150),¹ to Congress on March 4, 2014. Of the total FY2015 foreign affairs request, \$17.09 billion is for State Department Operations and related agencies, a 7.8% increase from the FY2014 funding estimate of \$15.86 billion. For Foreign Operations, the Administration is requesting \$32.99 billion, a 2.2% decrease from the FY2014 estimate of \$33.72 billion.

Table 1. Status of State-Foreign Operations Appropriations, FY2015
(funding in billions of current U.S. dollars)

302(b) Allocations ^a		Committee Action		Floor Action		Conference/Agreement		Public Law
House	Senate	House	Senate	House	Senate	House	Senate	Agreement
4/8/14	5/22/2014	6/27/14	6/19/14					
\$48.45	\$48.48	\$48.45	\$47.18					

a. The Congressional Budget and Impoundment Control Act of 1974 established a congressional budget process. The act, as amended, includes a requirement that the House and Senate allocate funds to the Appropriations Committee, which are then divided among the 12 subcommittees, as required by Section 302(b).

Current Request and Past Trends

The State, Foreign Operations, and Related Programs appropriations fund a variety of U.S. foreign affairs programs and activities. These include State Department and U.S. Agency for International Development (USAID) operations, bilateral economic and security assistance, contributions to international organizations and multilateral financial institutions, public diplomacy, such as educational and cultural exchanges and international broadcasting, and certain international commissions.

The FY2015 State Department, Foreign Operations, and Related Programs (SFOPS) Appropriations Request

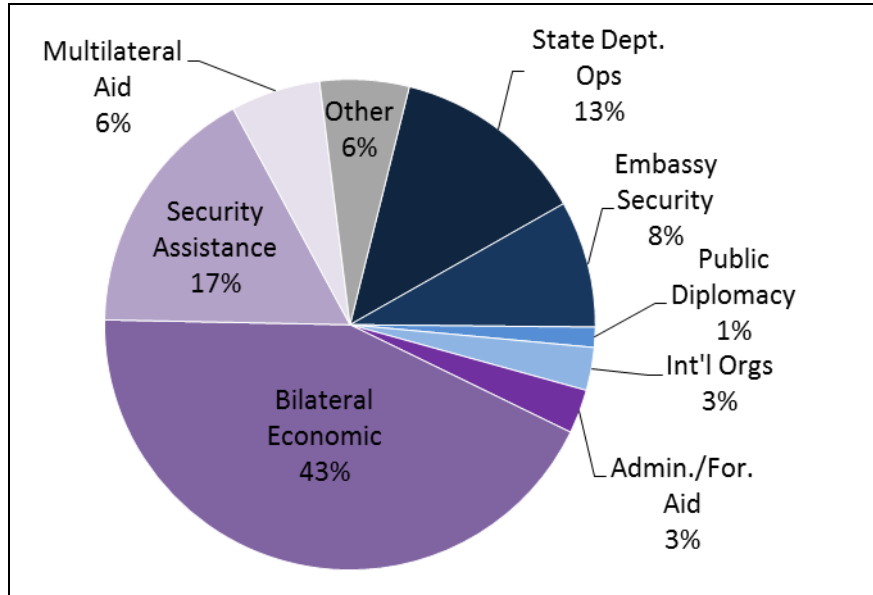
The amended FY2015 foreign affairs request (about 1% of the total FY2015 budget request) would increase overall SFOPS funding by 8.8% from the FY2014 funding estimate. It would increase State Department and related activities (about one-third of the foreign affairs request) by 8.3% and increase foreign aid activities (about two-thirds of the request) by 7.7%. The amended Overseas Contingency Operations (OCO)² portion of the FY2015 request is 14.6%, compared to

¹ Function 150 includes funding that is not in the Department of State, Foreign Operations, and Related Programs appropriation: foreign food aid programs (P.L. 480 Food for Peace and McGovern-Dole International Food for Education and Child Nutrition Programs) are in the Agriculture Appropriations, and the Foreign Claim Settlement Commission and the International Trade Commission are in the Commerce, Justice, Science appropriations. In addition, the Department of State, Foreign Operations, and Related Programs appropriation measure includes funding for certain international commissions that are not part of the International Affairs Function 150 account.

² Overseas Contingency Operations (OCO) funding has been defined by the Administration as extraordinary, temporary funding requested primarily for the frontline states of Iraq, Afghanistan, and Pakistan, but the designation has been applied more broadly by Congress. See discussion on OCO below.

13.3% in FY2014, and 5% of the amended request is designated as emergency funding. In addition to its budget request, the Administration proposed a new Opportunity, Growth, and Security Initiative that, it said, would provide funds in a budget-neutral way for furthering its other priorities. **Figure 1** provides a breakout of the total FY2015 SFOPS appropriations budget request.

Figure 1. Composition of the FY2015 Foreign Affairs Budget Request



Source: Congressional Budget Justification, Department of State, Foreign Operations, and Related Programs, Fiscal Year 2015, and CRS calculations.

Note: The figure reflects the June 2014 and November 2014 amendments to the request. The blue portion of the chart is funding under State Department Operations; the portion in purple is within Foreign Operations. Embassy Security includes Worldwide Security Protection (WSP) within the Diplomatic and Consular Programs (D&CP) and Worldwide Security Upgrades (WSU) within the Embassy Security, Construction, and Maintenance (ESCM) account. Percentages are calculated as a portion of total foreign affairs funding before offsetting collections from export promotion activities are applied.

Overseas Contingency Operations (OCO)

For the FY2015 foreign affairs budget, the Administration is requesting \$7.785 billion (as amended) for OCO—more than double the \$3.8 billion requested in FY2014, and 19% more than Congress appropriated for that year (after rescissions). The Administration would expand OCO use in FY2015 beyond Iraq, Afghanistan, and Pakistan to include support for the Syrian opposition and Syrian refugees. The Administration is also seeking OCO funds for a new Peacekeeping Response Mechanism (PKRM) intended to provide more flexibility to address peacekeeping missions in Africa and other regions experiencing conflict.

The House committee bill, H.R. 5013, includes \$5.9 billion in OCO funds, stating that OCO funds should be phased out over time. The House Appropriations Committee would provide OCO funds beyond Iraq, Afghanistan, and Pakistan to include Middle East and North Africa, counterterrorism, counterinsurgency, and humanitarian crises resulting from conflict.

The Senate committee proposal, S. 2499, includes \$8.6 billion in OCO funds and specifically states that OCO funds would be available beyond Iraq, Afghanistan, and Pakistan to also include Syria, Jordan, Central America, and for extraordinary costs of U.S. response for humanitarian crises in the Middle East, Africa, and South Asia, among other purposes.

History of OCO in International Affairs. Congress passed emergency supplemental appropriations for international affairs each year between FY2006 and FY2010, primarily for civilian activities related to U.S. military operations in Iraq and Afghanistan. No supplementals were part of the FY2011 foreign affairs budget. In FY2012, the Administration requested foreign affairs OCO funds for the first time.³ That year the Administration requested \$8.7 billion for OCO for the frontline states of Iraq, Afghanistan, and Pakistan. Congress appropriated \$11.2 billion, however, for frontline states, as well as for other uses, such as Peacekeeping Operations in Somalia, Economic Support Funds (ESF) for Somalia and Yemen, and Nonproliferation, Anti-terrorism, Demining and Related Programs (NADR) for Kenya. The FY2015 request for OCO is about 95% of what Congress enacted in FY2012. (See **Table 2**.)

Since FY2012, the Administration's foreign affairs budget has distinguished between what it has interchangeably called "enduring", "base," or "ongoing" funding, and funding to support "overseas contingency operations" (OCO), described in budget documents as "extraordinary, but temporary, costs of the Department of State and USAID in Iraq, Afghanistan, and Pakistan."⁴ Congress has adopted this approach, but has defined OCO more broadly. In each of the last three years, Congress appropriated more OCO funding for foreign affairs than was requested, and for a broader range of countries and activities. Within the foreign affairs budget in FY2012, the Obama Administration requested \$8.7 billion for OCO, and Congress enacted \$11.2 billion. In FY2013, the Administration requested \$8.2 billion for OCO, but Congress enacted \$10.8 billion (net rescissions). The FY2014 request continued this pattern; the Administration requested \$3.8 billion of OCO funds for foreign affairs, while Congress appropriated \$6.5 billion (net rescissions). The OCO designation has significant budget implications, as OCO funds are subject to sequestration, but do not count against the spending caps established by law (see text box below).

The Budget Control Act and State-Foreign Operations Appropriations

Sequestration required by the Budget Control Act of 2011 (BCA, P.L. 112-25, amended by the American Taxpayer Relief Act of 2012, P.L. 112-240), together with an additional 0.032% across-the-board rescission resulting from Section 3004 of the Consolidated and Further Continuing Appropriations Act, 2013 (P.L. 113-6), reduced FY2013 Department of State and Foreign Operations discretionary funding by an estimated 2% from the enacted level. As determined by the BCA, for some Department of State, U.S. Agency for International Development (USAID), and other foreign aid activities, sequestration and rescissions were applied at the account level, such as USAID Operating Expenses. For others, such as Development Assistance (DA), Foreign Military Financing (FMF), Economic Support Fund (ESF), and Global Health Programs (GHP), reductions were at the country allocation level. Overseas Contingency Operations (OCO) funds were subject to sequester, but did not count toward spending caps.

The sequestration process could have been triggered again after January 15, 2014, if Congress had not enacted appropriations legislation consistent with budget caps or repealed or amended the BCA. On December 12 and 18, 2013, respectively, the House and Senate agreed to the Bipartisan Budget Act (BBA, H.J.Res. 59, P.L. 113-67), which established less stringent spending caps for FY2014 and FY2015 than the BCA, easing the way for an appropriations agreement for both years. However, the BBA did not repeal the BCA sequestration process. For FY2014, Congress passed the Consolidated Appropriations Act, FY2014, that funded the government within the revised statutory limits

³ The Department of Defense requested and received OCO funds for several years prior to FY2012.

⁴ From Executive Budget Summary, Function 150 & Other International Programs, Fiscal Year 2014, p. 97.

and avoided sequestration. Unless Congress repeals the BCA, sequestration could be triggered any year through FY2021 if spending breaches the budget cap. For FY2015, both House and Senate Budget Committee chairpersons have said they will abide by the overall budget cap of \$1.041 trillion agreed to in the BBA. For more detailed information, see CRS Report R42994, *The Budget Control Act, Sequestration, and the Foreign Affairs Budget: Background and Possible Impacts*, by Susan B. Epstein.

The Opportunity, Growth, and Security Initiative

The Obama Administration added to its FY2015 budget a new government-wide proposal referred to as the Opportunity, Growth, and Security Initiative. This proposed \$56 billion fund would be divided equally between defense and nondefense expenditures. The cost of the initiative would be offset largely with targeted spending cuts and closed tax loopholes, Administration officials assert. According to the Administration, this initiative, if passed, would provide some additional funding (over \$750 million) beyond the regular international affairs request to address specific foreign affairs priorities that have been restricted by sequestration. Proposed funding for the initiative would provide the following:

- \$350 million to the Millennium Challenge Corporation (MCC), above the requested \$1 billion, to develop overseas economic environments and help U.S. businesses be more competitive;
- \$300 million within the Global Health Programs (GHP) account to encourage more funding from other donors to the Global Fund for fighting AIDS, TB, and Malaria;
- funds for Maternal and Child Health activities within GHP to provide extra momentum toward ending preventable maternal and child deaths;
- \$80 million in multilateral aid for the Global Agriculture and Food Security Program;
- \$29.9 million for the Board for International Broadcasting's satellite transmission program, which is expected to provide a 31% cost savings;
- an unspecified amount of funding within the Development Assistance (DA) account to support bilateral and multilateral food security in the Feed the Future Initiative; and
- support within DA for USAID's Global Development Lab to encourage science, technology, innovation, and partnerships that would promote development.

Neither the House nor the Senate has addressed this proposal as part of the FY2015 appropriations process. Funding proposed through the Opportunity, Growth, and Security Initiative is not part of the FY2015 funding levels discussed elsewhere in this report.

Funding Trends

The SFOPS 10-year funding trend indicates that *total* foreign affairs funding increased 48% from the low in FY2006 to the high in FY2012. The peak year for *enduring funding*, however, was FY2009 when it was 60% higher than in FY2006. While total foreign affairs funding declined after FY2012, the enduring funds are estimated to increase slightly after the FY2013 sequestration. The decline in total foreign affairs funds since FY2012 suggests that even as the

enduring funds increase there is a trade-off between enduring and OCO money in order to reduce the overall total. (Some argue, however, that enduring funding trends are more accurate a measure than totals that include temporary OCO funds.) Regardless, it is likely that the recent-year decline in foreign affairs funding can be attributed to the BCA and a scaled-down presence in Iraq and Afghanistan. The FY2015 request, as amended, shows a slight uptick for enduring funds and a large increase for OCO/emergency funds. Both House and Senate bills, however, which were approved before the Administration's request was amended, would provide funding below the FY2014 enduring and total estimates. (See **Table 2** and **Figure 2** below.)

Table 2. State Department, Foreign Operations, and Related Programs Funding Trends, FY2006-FY2015 Request

(in billions of current U.S. dollars)

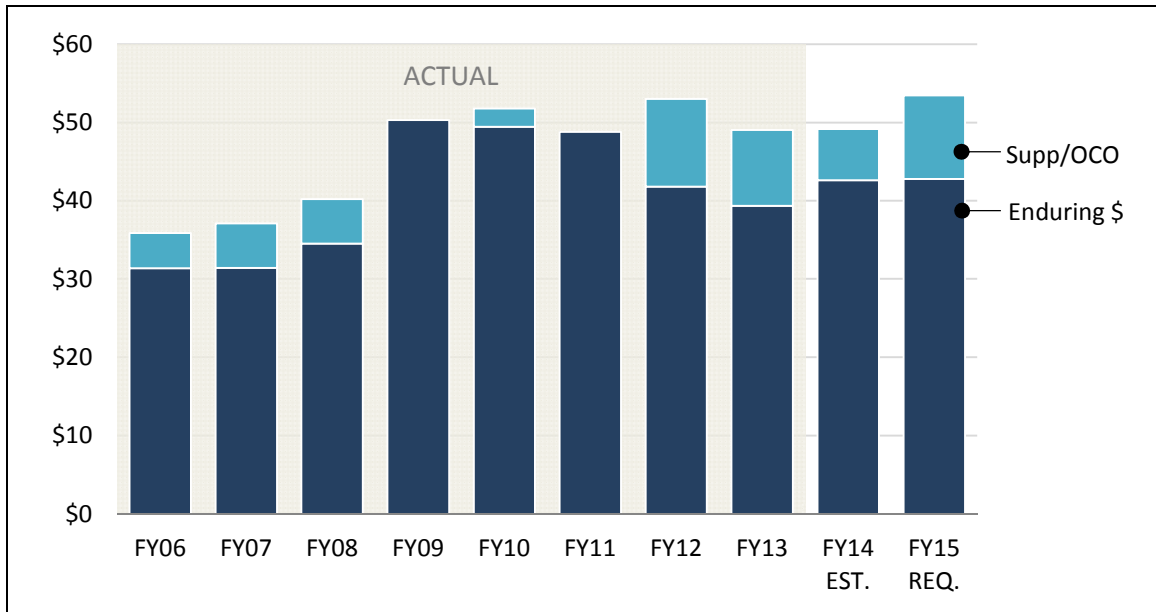
	FY06 actual	FY07 actual	FY08 actual	FY09 actual^a	FY10 actual	FY11 actual	FY12 actual	FY13 actual	FY14 est.	FY15 req.
Enduring \$	31.38	31.41	34.52	50.30	49.44	48.80	41.80	39.75	42.64	42.82
Supp/ OCO \$	4.47	5.66	5.66	1.83 ^b	2.34	0.00	11.20	10.82	6.52	10.65
Total	35.85	37.07	40.18	52.13	51.78	48.80	53.00	50.57	49.16	53.47

Sources: Congressional Budget Justifications, Foreign Operations, Summary Tables, FY2008-FY2015; emergency and OCO amended requests of June 26, 2014, November 5, 2014, and November 10, 2014; CRS calculations.

Notes: Each year total reflects post-rescission (and post-sequestration for FY2013) and includes the mandatory Foreign Service Retirement Fund. Numbers may not add due to rounding.

- a. The FY2009 actual enduring includes supplemental funding from P.L. 110-252, P.L. 110-5, P.L. 111-8.
- b. This figure was forward funding from FY2009 supplemental (P.L. 111-32).

Figure 2. State Department, Foreign Operations, and Related Programs Funding Trends, FY2006-FY2015 Request, as Amended
(in billions of current U.S. dollars)

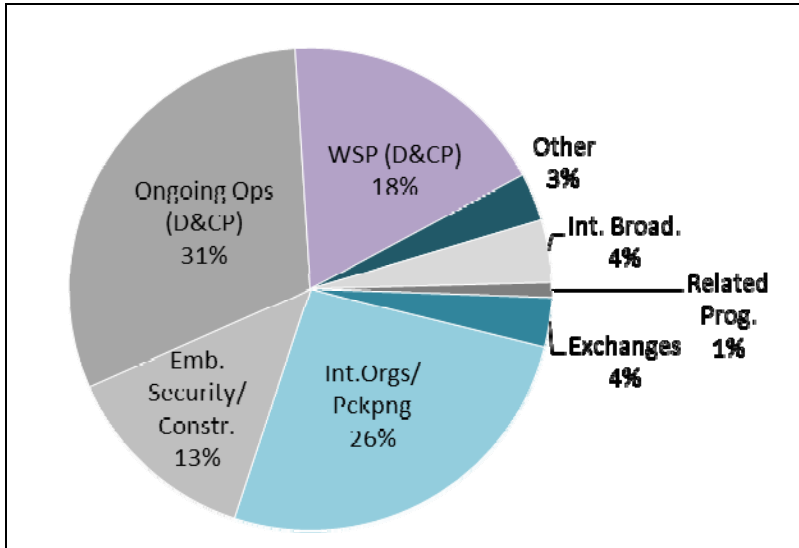


Source: Congressional Budget Justifications, Foreign Operations, Summary Tables, FY2008-FY2015; the amendments to the request dated June 26, 2014, November 5, 2014, and November 10, 2014; CRS calculations.

State Operations and Related Agencies

The Administration’s FY2015 request, as amended, would increase funding for the State Department and Related Accounts category by 8.3% over FY2014 estimated levels, to \$17.18 billion. Both “base” (or “enduring”) funding and Overseas Contingency Operations (OCO) funding would grow under the proposal, by 5.3% and 27.3%, respectively. In addition, the FY2015 request, as amended, includes \$41 million in emergency funding. The overall composition of this portion of the request is shown in **Figure 3**.

Figure 3. Composition of State Operations & Related Agencies: FY2015 Request, as Amended



Source: CRS calculations from the FY2015 Department of State budget presentation documents and June 2014 and November 2014 amendments.

Notes: D&CP = Diplomatic and Consular Programs; WSP = Worldwide Security Protection.

Figure 3 shows funding levels for selected State operations accounts for FY2013, FY2014, the FY2015 amended request, and pending House and Senate bills. Diplomatic and Consular Programs (D&CP), the department’s main operating account, would grow by 4.5%, to \$8.34 billion. The State Department’s second-largest administrative account is Embassy Security, Construction and Maintenance (ESCM); the FY2015 proposal calls for \$2.28 billion, a 14.8% decrease from the FY2014 estimated level of \$2.67 billion.

The pending House and Senate bills would both fully fund the Administration’s ESCM request. The House’s measure would provide a 3% increase in D&CP funds from FY2014 levels (rather than the 4.5% growth requested by the Administration), while the Senate measure would reduce D&CP by 2%.

In addition, the “Related Programs” category would be cut by 21% under the FY2015 request, which included significant proposed cuts to funding appropriated for the East-West Center, the Asia Foundation, and National Endowment for Democracy (cuts of 35%, 29%, and 23% respectively). Both H.R. 5013 and S. 2499 would fund the “Related Programs” category at a higher level than the Administration’s request, rejecting proposed reductions of funding to the National Endowment for Democracy and the Asia Foundation. While Senate appropriators would also reject reductions to funding for the East-West Center, the House measure proposes to zero out the Center’s funding altogether.

Table 3. State Department and Related Accounts: Total Funding and Select Accounts
(in billions of current U.S. dollars)

	FY2013 Actual	FY2014 Estimated	FY2015 Request (as amended)	FY2015 House (H.R. 5013)	FY2015 Senate (S. 2499)
Total, State, Broadcasting & Relt'd Agencies	17.87	15.86	17.18	15.74	13.70
Diplomatic and Consular Programs	9.65	7.97	8.38	8.25	7.81
Embassy Security Construction and Maintenance	2.82	2.67	2.28	2.32	2.28
Contributions to Int. Organizations/ Peacekeeping	3.39	3.11	4.50	3.11	1.51 ^a
Educational and Cultural Exchange Programs	0.57	0.57	0.58	0.57	0.59
Related Programs	0.18	0.21	0.16	0.18	0.21
International Broadcasting	0.71	0.73	0.73	0.74	0.72

Source: CRS calculations based on Department of State, FY2015 Congressional Budget Justification as amended, H.R. 5013, S. 2499.

Note: Figures include Overseas Contingency Operations (OCO) funding.

- a. The Senate committee bill would fund contributions for international peacekeeping through a Foreign Operations account rather than through State Operations.

State Operations: FY2015 Key Issues

The following sections outline a number of elements within the State Operations account request, which the department refers to as “Diplomatic Engagement” in its FY2015 presentation to Congress.

Frontline States

In its FY2015 budget proposal, the department seeks to continue shifting operational funding for the frontline states from OCO to enduring funding accounts, contending that the likely long-term presence and activities of the department in these countries makes predictable, non-emergency funding streams essential for planning and operational purposes.

In Iraq, the Department of State became the lead agency for all U.S. programs after the departure of U.S. military forces in late 2011, and an initially ambitious diplomatic presence has been dramatically curtailed in the last two years. Under the FY2015 proposal, new funding requested for State operations in Iraq would increase by 12% from FY2014 levels, to \$1.2 billion. The FY2015 funding request is nearly twice the FY2013 actual level and more than double the FY2013 enduring funding. Officials explain that more appropriated funds are being requested because less carryover funding is available in FY2015 than in previous years. The request

included \$250 million in OCO funding for a new permanent consulate in Basrah, a key oil industry hub.

The extent of the U.S. military presence in Afghanistan remained undetermined at the time the Department of State prepared its budget request. The request assumed a continued civilian presence in various parts of the country, including the Embassy in Kabul, consulates in Herat and Mazar-e-Sharif, and some presence in Jalalabad and Kandahar. The overall FY2015 request for State Operations in the country, was for \$961 million, a 15% increase over FY2014 estimated levels but a 40% drop from FY2013 actual funding. The requested funding would have allowed additional security measures to be put in place should U.S. military forces have pulled out by the end of 2014, according to state officials.

Pakistan, the third frontline state, would see its funding levels for State Operations decrease by 5% under the FY2015 proposal, from an estimated \$140.4 million in FY2014 to \$120 million. While base funding would grow by 56% as State shifts to a long-term diplomatic platform, OCO funding would be reduced by 44%. Operational funding totals for Pakistan are declining because prior year efforts to put into place permanent facilities and security to support the U.S. diplomatic presence are now completed, according to state officials.

The likelihood of rapid change in staffing and programmatic requirements in the frontline states led House appropriators to avoid designating specific funding recommendations by country for the frontline states in H.R. 5013. The House committee report directs the Administration “to refine its plans for programs, facilities, and staff in consultation with the Committees on Appropriations.”⁵ Regarding Afghanistan, Section 7044 of the bill would forbid the use of funding for positions not notified to the committees or for additional contractors, unless “necessary to protect such facilities or the security, health, and welfare of United States personnel.” It also would require a report detailing Department of State/USAID transition and security plans.

Among its provisions regarding the frontline states, S. 2499 (the Senate committee measure) specifies that any funds spent on property for new diplomatic facilities in the frontline states are subject to prior consultation and regular notification of the Committees on Appropriations. The bill would not provide funds for a New Consulate Compound (NCC) in Basrah, Iraq, as requested by the Administration. Senate appropriators note that “no agreement has been reached on an appropriate site,” and specify that the funding requested for Basrah—\$250 million—could instead be used for general security purposes or operations in Iraq.

International Organizations/Peacekeeping

The International Organizations accounts, including Contributions to International Organizations (CIO), Contributions for International Peacekeeping Activities (CIPA), and a new Peacekeeping Response Mechanism (PKRM) proposed by the Administration, would see a 54% jump in funding under the FY2015 request, to \$4.50 billion. This includes \$35 million requested on November 5 to support the UN Mission for Emergency Ebola Response (UNMEER). The U.S. share of assessed contributions to the UN regular budget is 22%; other UN members are to contribute the remaining 78% of the mission’s costs, estimated at about \$160 million through the end of 2015. The increase of \$1.39 billion for the accounts over FY2014 estimated levels is

⁵ H.Rept. 113-499, p. 5.

largely intended for peacekeeping purposes, including operations in Mali, Darfur, Somalia, and Central African Republic.

The CIO account funds the U.S. share of the assessed budgets of 45 international intergovernmental organizations, including the United Nations.⁶ The FY2015 request seeks \$1.5 billion under this category, a 13.2% increase from FY2014 estimated levels that would boost funding to the World Health Organization, the Food and Agriculture Organization, NATO, and the International Labor Organization. The CIO request does not include funds for the United Nations Educational, Scientific and Cultural Organization (UNESCO) due to UNESCO member states' decision to admit "Palestine" as a member. Administration officials suggest they will continue to seek a waiver from Congress to fund the organization.⁷

The House measure would provide 11.7% less than originally requested for Contributions to International Organizations, or \$1.34 billion, while the Senate measure recommends all but roughly \$2.45 million of the original request—it reduces funding for the U.S. contribution to the Organization of American States because of concern about what it deems the OAS's opaque personnel practices and insufficient cost-cutting.⁸

The Administration's CIPA request of \$2.52 billion would increase that account by 43% from FY2014 estimated levels; the request funds U.S. assessed contributions to the special accounts for 11 U.N. peacekeeping operations and three international war crimes tribunals. In addition, the Administration's FY2015 request, as amended, includes a \$428 million Peacekeeping Response Mechanism (PKRM), a new proposal intended to support urgent peacekeeping needs, including \$278 million for a recently authorized U.N. peacekeeping mission in the Central African Republic. The OCO funds requested for the PKRM would allow State to support contingency operations without taking funds from other peacekeeping efforts in progress or returning to Congress for off-cycle budgetary requests, officials suggest. Together, these peacekeeping requests represent a nearly 77% increase over FY2014 estimated funding.

House appropriators recommend funding the CIPA account at the FY2014 estimated level of \$1.77 billion. The Senate measure, on the other hand, would fully fund the Administration's request for \$2.52 billion for assessed contributions to peacekeeping operations, although it recommends moving funding previously found under the State Operations CIPA account to a Foreign Operations account under the International Security Assistance title (title IV) and Overseas Contingency Operations (title VIII). The Senate committee report explains the move by stating "U.N. peacekeeping missions are a critical component of furthering U.S. security interests globally."⁷

⁶ For more background on U.N. funding, see CRS Report RL33611, *United Nations System Funding: Congressional Issues*, by Marjorie Ann Browne.

⁷ State Department briefing for congressional staff, March 5, 2014. The Obama Administration and many Members of Congress vehemently opposed UNESCO member states' decision to admit "Palestine" as a member. They argued that Palestinian statehood can only be realized through direct negotiation between Israelis and Palestinians rather than through membership in U.N. entities. The United States withheld approximately \$80 million in FY2012 through FY2014 funding to UNESCO. Two laws enacted in the 1990s prohibit funding to U.N. entities that admit the Palestine Liberation Organization as a member, or grant full membership as a state to any organization or group that does not have the internationally recognized attributes of statehood. For more information, see CRS Report R42999, *The United Nations Educational, Scientific, and Cultural Organization (UNESCO)*, by Luisa Blanchfield and Marjorie Ann Browne.

⁸ S.Rept. 113-195.

Neither H.R. 5013 nor S. 2499 would fund the PKRM requested by the Administration. Instead, the Senate committee measure recommends additional funding for the Complex Crisis Fund (CCF) as well as transfer authority to meet unanticipated peacekeeping requirements (see below).

Diplomatic Security

In the wake of the September 11, 2012, attack on U.S. personnel in Benghazi, Libya, congressional and executive branch efforts to better prepare U.S. diplomats and facilities abroad for security threats continue.⁹ In its FY2015 budget request, the Administration sought funding to continue to implement the initiatives launched under the Increased Security Proposal¹⁰ and meet the post-Benghazi Accountability Review Board's (ARB's) recommendations. The request included approximately \$3.1 billion in Worldwide Security Protection (WSP) funds, to provide security personnel with technical tools and training; and approximately \$1.5 billion in Worldwide Security Upgrades (WSU) funds to upgrade and maintain safe, secure diplomatic facilities.

Within the Embassy Security, Construction, and Maintenance (ESCM) request was \$986.5 million to provide for the Department of State's share of the Capital Security Cost Sharing (CSCS) program, an interagency shared funding mechanism designed to ensure each U.S. government agency represented abroad is paying its fair share of construction costs for new and more secure facilities. The amount requested was down from the \$1.4 billion appropriated for this purpose for FY2014, a result of higher assessed contributions from other agencies into the common account. Department officials underline that the CSCS request met the full \$2.2 billion level called for by the post-Benghazi Accountability Review Board. The requested CSCS program funding would support the development of new diplomatic facilities in Sri Lanka, Paraguay, Saudi Arabia, Mexico, and Papua New Guinea.

The request also featured \$44 million to fund recurring costs for the 151 additional Diplomatic Security (DS) personnel the Department of State has sought to hire after the Benghazi attacks. According to the department, it hired 113 employees under this category in FY2013, including 75 new DS agents; the 38 remaining employees are to be hired in FY2014.

Table 4 summarizes recent funding for the three accounts containing the bulk of funding for diplomatic security measures: Worldwide Security Protection funding (for security programs including a worldwide guard force), Worldwide Security Upgrades funding (for bricks and mortar security needs, including construction of secure new embassy compounds), and Diplomatic Security Bureau D&CP funding. The FY2015 request transfers a significant portion of what had

⁹ See CRS Report R43195, *Securing U.S. Diplomatic Facilities and Personnel Abroad: Legislative and Executive Branch Initiatives*, by Alex Tiersky.

¹⁰ In December 2012, the Secretary of State presented an Increased Security Proposal to Congress, which requested authority to transfer \$1.3 billion in OCO funds previously appropriated for Iraq operations towards diplomatic security needs. Of that, \$553 million would be for additional Marine security guards worldwide, \$130 million for 151 new diplomatic security personnel and \$736 million for improved security at overseas facilities. While the transfer authority was not provided by the 112th Congress, the Consolidated and Further Continuing Appropriations Act of 2013 (H.R. 933, P.L. 113-6) provided \$918 million for WSP and \$1.3 billion for ESCM, while rescinding \$1.1 billion in unobligated balances from FY2012 OCO funds. H.R. 3547, the Consolidated Appropriations Act of 2014, exceeded the Administration's request for ESCM of \$2.4 billion by \$25 million in OCO funds, to be used to harden high-risk posts. It also provided a total of \$2.77 billion for WSP.

been DS Bureau D&CP funding in previous years to the WSP account, which offers greater flexibility.¹¹

Table 4. Diplomatic Security Funding: Selected Accounts
(in billions of current U.S. dollars)

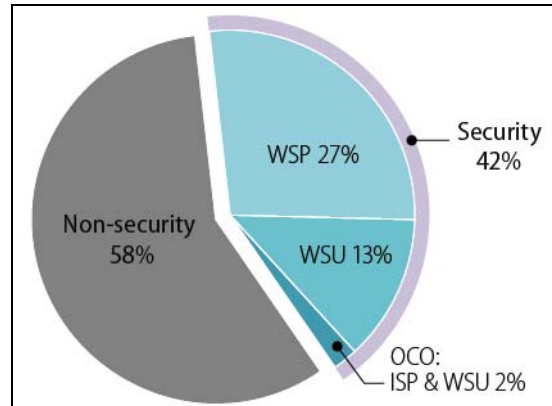
	FY2013 Actual	FY2014 Estimated	FY2015 Request	FY2015 House (H.R. 5013)	FY2015 Senate (S. 2499)
Worldwide Security Protection (WSP)	2.25	2.77	3.12	3.12	3.12
Worldwide Security Upgrades (WSU)	0.67	1.61	1.47	1.49	1.22
Diplomatic Security (DS) in D&CP	0.51	0.18	0.09	(not specified)	(not specified)
Total	3.43	4.56	4.68	(not specified)	(not specified)

Source: CRS calculations from the FY2015 Department of State budget presentation documents, H.R. 5013, and S. 2499. The Administration’s June and November 2014 amendments did not impact the diplomatic security funding request.

Notes: Includes OCO funding levels. Additional embassy and diplomatic security funding is channeled through two other subaccounts: Counterterrorism within the Diplomatic and Consular Programs (D&CP), and Diplomatic Security within Border Security Program (BSP). See CRS Report R42834, *Securing U.S. Diplomatic Facilities and Personnel Abroad: Background and Policy Issues*, by Alex Tiersky and Susan B. Epstein.

Figure 4 illustrates that under the FY2015 request, approximately 42% of the Department of State’s operational funding would go to security-related accounts, a percentage that has seen significant growth in recent years (from roughly 22% as recently as FY2008).

Figure 4. FY2015 Proposed “Security” Spending
(as percentage of Administration of Foreign Affairs)



Source: CRS calculations from the FY2015 Department of State budget presentation documents.

Notes: Does not include November 2014 budget request amendments. ISP = Increased Security Proposal; WSP = Worldwide Security Protection; WSU = Worldwide Security Upgrades.

¹¹ For more details on these accounts and funding, see CRS Report R42834, *Securing U.S. Diplomatic Facilities and Personnel Abroad: Background and Policy Issues*, by Alex Tiersky and Susan B. Epstein.

The House appropriators' measure would fully provide for the Administration's WSP request and exceed its request for WSU by nearly \$50 million.¹² The Senate Appropriations Committee, for its part, would also fully fund the WSP request. However, S. 2499 would not designate \$250 million of WSU OCO funds for a New Consulate Compound (NCC) in Basrah, Iraq, as requested by the Administration, because "no agreement has been reached on an appropriate site." Instead, Senate appropriators would include that amount as undesignated Embassy Security, Construction, and Maintenance funding, and specify that the resources requested for Basrah could instead be used for general security purposes or operations in Iraq.¹³ Neither bill specifies an amount for the Bureau of Diplomatic Security within the Diplomatic & Consular Programs account.

Management and Human Resources of the Department of State

Many observers suggest that the Department of State has historically faced chronic personnel shortfalls, a situation worsened in recent years by a growing number of overseas positions to fill, especially in the frontline states. The ranks of mid-level Foreign Service officers are particularly thin, forcing junior personnel to serve in assignments meant for personnel of higher rank.¹⁴ In the past few years, to address these gaps as well as the need to better train its employees, the State Department, with the support of Congress, increased hiring, growing the Foreign Service by almost 20% since the end of FY2008 and the Civil Service by 7%; however, hiring slowed significantly since FY2011-FY2012 due to budget constraints.

The Administration's FY2015 request for human resources initiatives (under Diplomatic & Consular Programs) is the same as it requested in FY2014, a total of \$2.60 billion—a reduction of 5% from FY2014 estimated funding levels. While the Administration's FY2015 request indicates that it plans 206 new positions at the Department of State altogether, 153 of these would be funded by consular fees and devoted to work such as meeting increasing visa demand. The request for the remaining 53 new positions for which State seeks appropriated funding is described by department officials as a much more modest personnel request than in recent years. As a point of comparison, the State Department requested appropriated funding for 35 new positions in its FY2014 request, for 121 new positions in its FY2013 request, and for 133 in its FY2012 request.

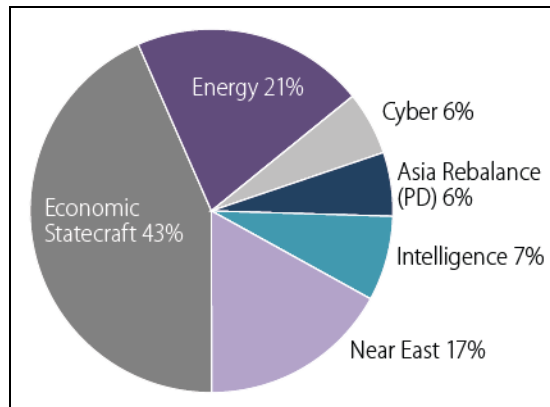
If funded, these new positions would be focused on the following priorities, as indicated in **Figure 5**: 23 positions for Economic Statecraft activities (including increased staffing in the Secretary's Chief Economist Office) at a cost of \$9.1 million; 11 positions for the Bureau of Energy Resources; 4 positions for the Intelligence and Research Bureau; and 3 positions for the Secretary's Coordinator for Cyber Issues office.

¹² H.Rept. 113-499, p. 18.

¹³ S.Rept. 113-195.

¹⁴ U.S. Government Accountability Office, *Department of State: Foreign Service Midlevel Staffing Gaps Persist Despite Significant Increases in Hiring*, GAO-12-721, June 2012, p. 1, <http://www.gao.gov/assets/600/591595.pdf>.

Figure 5. Department of State New Positions Requested, FY2015
(as percentage of total new positions requested)



Source: CRS calculations from the FY2015 Department of State budget presentation documents. The Administration's June 2014 OCO amendment did not impact the request for new positions.

Note: PD = Public Diplomacy.

In support of the Administration's policy of rebalancing to the Asia-Pacific region, the Human Resources request also includes three Public Diplomacy positions in the Foreign Service in China, Indonesia, and Mongolia at a cost of \$1.3 million. By comparison, the department requested 29 new positions focused on the Asia-Pacific in its FY2014 budget proposal.

Among other personnel-related issues, the department's request notably does not include additional funding for Overseas Comparability Pay (OCP), as it has in previous years. OCP adjustment is intended to bring the base pay of Foreign Service personnel posted overseas to levels comparable to their Foreign Service colleagues serving in Washington, DC, who receive locality pay. OCP has long been a priority of the Foreign Service rank-and-file, who argue that the discrepancy affects morale, retention of FSOs, and acts as a financial disincentive to serve overseas, including by its cumulative impact on retirement pay. The department sought \$81.4 million in FY2014 funding to provide the third portion of a three-phase adjustment, the first two tranches of which were supported by Congress in previous years. The third OCP phase was not supported by Congress in FY2013 or FY2014 appropriations.

Neither the House nor the Senate committee measures would fully meet the Administration's request for Human Resources funding. H.R. 5013 would provide nearly \$3 million less than requested, while S. 2499 is \$64 million below the request. Senate appropriators also explicitly ruled out funding for the new positions requested by the Administration,¹⁵ and instead indicated that they would consider reprogramming proposals, looking particularly favorably on funding mechanisms based on savings or reduced redundancy and inefficiency.

Foreign Operations

With the exception of food aid, the Foreign Operations budget funds most traditional foreign aid programs, including bilateral economic aid, multilateral aid, security assistance, and export

¹⁵ Other than those positions mentioned in S.Rept. 113-195.

promotion programs. Funding for U.S. Agency for International Development (USAID) administration is also part of the foreign operations budget. The FY2015 amended request of \$36.32 billion for these programs would be a 7.7% increase from the FY2014 estimated appropriation. **Table 5** shows foreign operations and total foreign aid funding by type for FY2013, FY2014, and the FY2015 amended request and pending House and Senate bills:

Table 5. Foreign Aid by Type, FY2013, FY2014, and FY2015 Request and House and Senate Committee-Passed Bills

(in billions of current U.S. dollars)

	FY2013 Actual	FY2014 Estimate	FY2015 Request	FY2015 House	FY2015 Senate
USAID Administration	1.45	1.31	1.59	1.33	1.53
Bilateral Economic Aid (including independent agencies and Treasury programs)	22.43	22.08	23.63	21.82	21.46
Security Assistance	8.79	8.51	9.21	8.51	9.96
Multilateral Aid	2.88	2.96	3.24	2.44	3.20
Export Promotion, net	-1.34	-1.15	-1.35	-1.38	-1.38
Total Foreign Operations	34.21	33.72	36.32	32.72	34.78
+ Food Aid from Ag bill	1.53	1.65	1.59	1.66	1.65
Total Foreign Aid Request:	35.74	35.37	37.91	34.38	36.43

Source: FY2015 Department of State, Foreign Operations, and Related Programs Congressional Budget Justification; H.R. 5013; S. 2499; H.R. 4800; S. 2389; November 5 and 10 letters from the President to the Speaker of the House amending the FY2015 budget request; CRS calculations.

Notes: In total, export promotion accounts often bring in more revenue from fees and interest payments than they expend, resulting in a net gain to the Treasury. Numbers may not add due to rounding.

Aid by Type. Although the request appeared to include a significant boost over current year funding for USAID Operating Expenses, the Administration explained that the increase is intended to offset anticipated decreases in other funding sources, including recoveries, reimbursement, and trust funds, and would allow for continued operations at the current level rather than growth. While the Administration originally proposed reductions in bilateral economic aid, largely driven by a 27.8% cut in International Disaster Assistance (IDA) and a 33.1% cut in Migration and Refugee Assistance (for which the Administration explained that actual available resources would not be reduced because of anticipated carry-over funding from previous years), supplemental requests have since brought the FY2015 bilateral economic aid request to 7% above FY2014. Much of the increase is in the IDA and USAID Global Health accounts for funds to address the Ebola crisis. Security Assistance would also have been reduced under the original request, but would increase 8% with the additional FMF and Counterterrorism Partnership Fund spending proposed in the July 2014 amended OCO request and the November 2014 OCO amendment requesting additional FMF to counter IS. Multilateral Aid would increase as a result of an International Monetary Fund quota increase (+\$315 million), partly offset by a proposed cut to the International Development Association (-4.8%) and no request for the Global Agriculture and Food Security Program (\$133 million in FY2014).

House appropriators stayed close to current year spending levels for most types of aid, with the exception of multilateral assistance, which would be cut significantly (-17.6%). Senate

appropriators would increase USAID administrative funding (+16.8%), similar to the Administration's proposal, provide slightly less than current year funding for bilateral economic aid (-2.8%), and more than the current funding levels for multilateral aid (+8.1%). The Senate committee-approved bill also includes significantly more security assistance (+17.0%) under Foreign Operations than the current budget, but this in large part reflects the bill's shift of assessed contributions to peacekeeping activities from the State Operations to Foreign Operations section of the bill. Peacekeeping funds (including both assessed and voluntary contributions) recommended by Senate appropriators total \$2.86 billion, compared to \$2.25 billion proposed by House appropriators, the Administration's amended request of \$3.35 billion, and current year funding of \$2.20 billion. Both the House and Senate legislation were approved by committee before the Administration made multiple amendments to its request in response to world events, so comparisons between the congressional proposals and the Administration's request are of questionable value.

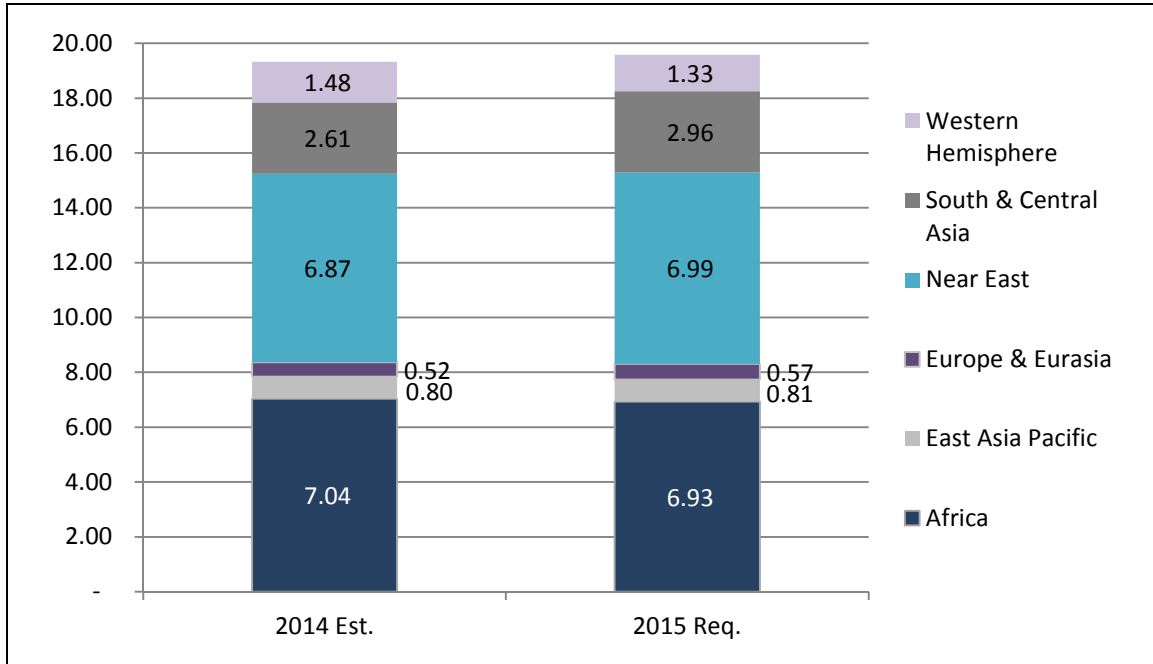
Aid by Country and Region. Under the original FY2015 request, bilateral aid allocated by region (excluding humanitarian aid and the Millennium Challenge Corporation) would vary in some instances from current year funding. Aid to South and Central Asia would increase by 13.2% compared to FY2014, while East Asia Pacific and the Near East would see modest increases of about 1.9% and 1.6%, respectively. Funding for Africa would be reduced by about 1.6%. Europe and Eurasia would have seen a decrease of 6.3% under the original request, but the amended request for European security assistance would provide an increase of 7.6%. Only the Western Hemisphere would see significant reductions (-10.1%) from current year regional spending under the request. The proportional allocation of aid among regions would not change significantly (**Figure 6**). Nevertheless, these portions could change with the inclusion in the amended request of a \$1 billion Counterterrorism Partnership Fund, nearly \$3 billion to fight the Ebola virus, and additional funds to fight IS. Regional and country allocations for these proposed funds have not been specified.

The House and Senate appropriators did not provide comprehensive information on country and regional allocation in their pending bills. However, the House committee report notably rejects the Administration's proposed cuts to Western Hemisphere countries and increases aid to the region by no less than \$120 million above the Administration request to address needs related to the surge of undocumented migrants at the U.S.-Mexico border. House appropriators also included funding above the original request to support democracy in the Ukraine and former countries of the Soviet Union.¹⁶ Senate appropriators included an additional \$100 million to address the migrant surge.¹⁷

¹⁶ H.Rept. 113-499, pp.5,7.

¹⁷ S.Rept. 113-195, p.12. The Administration requested supplemental FY2014 funds to address the migrant issues, among other things.

Figure 6. Bilateral Aid by Region, FY2014 Estimate and FY2015 Request
(in billions of U.S. dollars)



Source: FY2015 International Affairs Budget Justification; FY2014 allocation tables provided by the State Department; June 26 amendment to the FY2015 Overseas Contingency Operations request.

Note: The FY2015 figures reflect only a portion of the amended request. An additional \$75 million in FMF funds are allocated to Europe, but the \$1 billion request for the Counterterrorism Partnership Fund, as well as additional funding requested to address the Ebola virus and to counter ISIL, cannot be allocated by region at this point.

The top aid recipient countries under the original FY2015 request (**Table 6**) were fairly consistent with FY2014 allocation estimates. As in FY2014 and recent years, the top recipient list for FY2015 would include long-standing strategic partners such as Israel, Egypt, and Jordan; frontline states in the war against terrorism, such as Pakistan; and global health focus countries. One notable change under the original request would be the ranking of Iraq, which has been a top recipient since the 2003 U.S. invasion, but would fall just under the top 15 in FY2015 with the requested allocation of \$309 million. However, the request was made before the security situation in Iraq deteriorated in the midst of an IS insurgency, and a large portion of the additional funds requested for activities to fight IS would likely support activities in Iraq. Similarly, the amended request for increased funds to fight Ebola may move some of the countries hardest hit by the virus onto the top recipients list.

Table 6. Top 15 Aid Recipients by Country, FY2014 Est. & FY2015 Original Request
(in millions of U.S. dollars)

FY2014 Est.		FY2015 Req.	
1. Israel	\$3,100	1. Israel	\$3,100
2. Egypt	\$1,508	2. Afghanistan	\$1,595
3. Afghanistan	\$1,123	3. Egypt	\$1,506
4. Jordan	\$1,011	4. Pakistan	\$882
5. Pakistan	\$933	5. Nigeria	\$721
6. Nigeria	\$703	6. Jordan	\$671
7. Tanzania	\$588	7. Tanzania	\$590
8. Kenya	\$560	8. Kenya	\$553
9. South Africa	\$490	9. Ethiopia	\$483
10. Uganda	\$490	10. Uganda	\$465
11. Ethiopia	\$479	11. West Bank/Gaza	\$441
12. Zambia	\$406	12. South Africa	\$438
13. Mozambique	\$406	13. Mozambique	\$390
14. Iraq	\$373	14. Zambia	\$381
15. West Bank/Gaza	\$334	15. South Sudan	\$331

Source: Country allocation table provided to CRS by the State Department in late March 2014.

Note: The FY2015 figures do not reflect amendments to the request, for which country-level allocation data is not currently available, but which would likely boost funding levels in some of the countries listed above.

Foreign Operations: FY2015 Key Issues

U.S. Support for Democratic Transitions in the Middle East and North Africa

Ongoing political unrest in the Middle East and North Africa has significant implications for U.S. national security goals, challenging the Administration and lawmakers to respond in a manner that best promotes U.S. strategic interests and democratic values. For the last two budget cycles, the Administration had requested funding (\$770 million for FY2013 and \$580 million for FY2014) and authorities to create a Middle East North Africa Incentive Fund (MENA-IF) that would provide flexible resources to meet diverse and rapidly evolving needs. Congress neither authorized nor appropriated funds for a MENA-IF account in FY2013, and needs in the region were met through existing accounts. The FY2014 appropriations bill also did not include funding for a MENA-IF account, but the explanatory statement accompanying the bill noted that OCO funds may be used for stabilization and response efforts in the Middle East and North Africa. In the absence of a designated account, the Administration estimates that it has spent \$3.62 billion on MENA response since January 2011 using funds in existing accounts.

For FY2015, the Administration did not request a separate MENA IF account, but instead requested funds for MENA response through a variety of established accounts. The request included a total of \$1.53 billion for MENA through the Migration and Refugee Assistance (MRA), International Disaster Assistance (IDA), Economic Support Fund (ESF), International

Narcotics Control and Law Enforcement (INCLE), Nonproliferation, Antiterrorism, Demining and Related Programs (NADR), Transition Initiatives (TI), and Complex Crises Fund (CCF) accounts. Of this amount, \$1.255 billion (almost all designated as OCO) was expected to be used for Syria regional response, \$225 million for reform activities, and \$50 million for contingencies. The Administration's June 2014 amendment to the OCO request included the addition of \$1 billion in foreign operations funds for a Counterterrorism Partnership Fund, which is largely intended to address instability in the MENA region related to the crisis in Syria, but may be used to support counterterrorism capacity building in other regions. The November 2014 request for an additional \$520 million to counter IS focuses on the MENA region as well.

While not recommending a total funding level for the region, the FY2015 House and Senate committee reports note that their funding recommendations for several Foreign Operations accounts reflect evolving needs in the Middle East and North Africa, including the crisis in Syria, refugee assistance to Jordan and other neighboring countries, and the deteriorating security situations in Iraq and Libya. Senate appropriators also recommend \$5 million for a multi-donor MENA Transition Fund.

Overseas Contingency Operations Assistance to Frontline States

As discussed earlier in this report, the Administration appears to have embraced the congressional approach to OCO in the FY2015 request, asking for the OCO designation for funding beyond the frontline states of Iraq, Afghanistan, and Pakistan. The foreign operations OCO funding request for FY2015, as amended, totals \$5.47 billion and includes funds for Syria/MENA response, peacekeeping in Somalia and Central African Republic, and security assistance to bolster European self-defense capabilities, among other things. This would be a 6.6% increase from current year Foreign Operations OCO funding estimates, with the increase largely attributed to ramped-up activities to counter IS in Iraq and Syria.

In their pending FY2015 proposals, House and Senate appropriators took notably different approaches to OCO designation, with the House committee coming in only slightly above the Administration's original request of \$3.89 billion and the Senate committee designating a much larger portion of foreign operations funds, \$6.87 billion, as OCO (both bills were reported before the Administration revised its Foreign Operations OCO request upward to \$5.47 billion). Much of the discrepancy reflects the Senate committee's application of the OCO designation to a much larger portion of humanitarian assistance (IDA and MRDA) than the House committee, as well as the Senate committee moving assessed contribution to peacekeeping operations from the State Operations to the Foreign Operations titles of the bill (see pp. 9-10).

A significant portion of the Administration's OCO request was made by amendment after committee approval of the House and Senate legislation, making it difficult to accurately compare the Administration's request to congressional action.

Table 7. Overseas Contingency Operations Funding in Foreign Operations Accounts, FY2012-FY2015 Request

(in billions of current U.S. dollars)

	FY2012 Actual	FY2013 Actual	FY2014 Est.	FY2015 Req.	FY2015 House	FY2015 Senate
Foreign Operations OCO, total	6.58	7.33	5.13	5.47	4.09	6.87
- Iraq	1.36	0.53	0.35	n.a.	n.a.	n.a.
- Afghanistan	2.28	2.19	0.95	n.a.	n.a.	n.a.
- Pakistan	2.00	1.05	0.61	n.a.	n.a.	n.a.
- Other	0.94	3.56	3.22	n.a.	n.a.	n.a.
As % of total Foreign Ops funding	18.3%	21.7%	15.2%	15.1%	12.5%	19.7%

Source: Country allocation table provided to CRS by the State Department in late March 2014; June 27 and November 10 amendments to the Administration’s FY2015 OCO request.

Syria/Humanitarian Assistance

Humanitarian assistance has increased as a portion of the foreign operations budget since FY2013, driven largely by the crisis in Syria, which has resulted in an estimated 2.4 million refugees and 9.3 million internally displaced persons. As of March 2014, the United States had provided over \$1.70 billion in Syria-related humanitarian assistance, including aid to neighboring countries that have taken in refugees, and the need is not expected to diminish in the near future.¹⁸ In addition to Syria, the Administration anticipated at the time of the request an ongoing need for humanitarian assistance in South Sudan, the Central African Republic, and for unforeseen conflicts and emergencies.

For FY2015, the Administration originally requested humanitarian assistance totaling \$4.80 billion, including \$2.05 billion for Migration and Refugee Assistance (MRA), \$50 million for Emergency Refugee and Migration Assistance (ERMA), \$1.30 billion for International Disaster & Famine Assistance (IDA) and \$1.40 billion for Food for Peace (food aid funded through the Agriculture appropriation). The original requested amount would have been a 24.8% decrease from the total FY2014 estimated appropriation for these accounts, but the Administration asserted that anticipated carryover funds from FY2014, the result of large MRA and IDA increases in FY2013 and FY2014, would enable the United States to meet anticipated humanitarian needs. However, with the growing humanitarian needs created by the Ebola epidemic in Africa and the deteriorating environment in Iraq and Syria, the Administration requested an additional \$1.49 billion in IDA funds in November 2014. The amended humanitarian assistance request totals \$6.29 billion, or 23% more than the FY2014 funding estimate.

Both the House and Senate committees recommended significantly more than the Administration’s original requested for humanitarian accounts in their FY2015 proposals, and slightly more than the amended request. The House recommendation totals \$6.376 billion and the Senate \$6.362 billion, both consistent with FY2014 funding.

¹⁸ For more information on the U.S. humanitarian response to the situation in Syria, see CRS Report R43119, *Syria: Overview of the Humanitarian Response*, by Rhoda Margesson and Susan G. Chesser.

Food Aid Reform

The International Affairs budget has supported international food assistance for decades, primarily through the Food for Peace (P.L. 480, Title II) program utilizing donated U.S. agricultural commodities. Unlike most foreign assistance, this program is authorized in farm bills and funded through the Agriculture appropriations bill.

In the FY2014 budget proposal, the Administration proposed several food aid reforms, including a requirement that only 55% of aid be used to procure and ship U.S. produced commodities, allowing more aid to be procured regionally or provided as cash. The Administration also proposed that Food for Peace be funded through Foreign Operations appropriations. The FY2014 appropriation did not adopt these reforms, but new authorizing legislation in the 2014 Farm Bill (Agricultural Act of 2014, P.L. 113-79) did create more flexibility in the Food for Peace program and create a new local and regional purchase program authorized at \$80 million annually for FY2014 through FY2018.

For FY2015, the Administration requested \$1.4 billion for Food for Peace, within the Agriculture appropriation, of which \$1.1 billion is for emergency food needs and \$270 million for development programs. In total, this would be a 4% reduction from the FY2014 food aid estimate, but the Administration notes that it requested an additional \$80 million in the Development Assistance account for development food aid. In addition, the Administration requested new authority to use up to 25% of the Food for Peace request (\$350 million) for cash-based food assistance to address emergencies, asserting that this authority would allow food aid to reach 2 million more beneficiaries without increasing funding.

The FY2015 House and Senate Agriculture appropriations bills, as reported by committee, both include \$1.466 billion for Food for Peace, matching the FY2014 enacted funding. For more information on food aid, see CRS Report R41072, *International Food Aid Programs: Background and Issues*, by Randy Schnepf.

New and Ongoing Administration Assistance Initiatives

The Obama Administration introduced three new Africa initiatives in 2013, joining the three major ongoing foreign assistance initiatives introduced by the Administration in 2009 and 2010—the Global Health Initiative, the Food Security Initiative (Feed the Future), and the Global Climate Change Initiative. The initiatives continue to be priorities in the FY2015 budget request.

Africa Initiatives. The request included \$114.3 million for Africa initiatives, including \$77 million for Power Africa, \$27.3 million for Trade Africa, and \$10 million for the Young African Leaders Initiative (YALI). Power Africa, led by USAID, aims to increase access to reliable, affordable, and sustainable power. It is designed to leverage the resources of 12 U.S. trade and development agencies to facilitate project transactions and private sector investment in the power sector. Total U.S. government resources for Power Africa are expected to total up to \$7.8 billion over five years. Trade Africa focuses on improving trade and investment activities in East Africa, while YALI seeks to develop the professional and leadership skills of emergent young African leaders.

The House committee report does not mention any of these initiatives, while the Senate committee report recommends \$15 million for YALI and includes language supporting Power

Africa and requiring the Administration to report to Congress on the initiative's objectives and the metrics used to measure progress.

Global Health Initiative. The original request included \$8.05 billion for global health programs, a 4.6% decrease from the estimated FY2014 funding and level with FY2013 funding. Of this, \$1.35 billion is for the Global Fund, an 18.2% reduction from FY2014 funding. The Administration asserted that the requested funds are focused on creating an AIDS-free generation, ending preventable maternal and child death, and preventing the spread of infectious diseases. Compared to FY2014 allocations, Family Planning (+2.7%) and Malaria (+1.4%) programs would see modest increases, while HIV/AIDS (-5.0%), Nutrition (-12.2%), and Neglected Tropical Diseases (-13.5%) activities would see reduced funding. Maternal and Child Health (-0.1%) funding would remain almost level, though a larger proportion would go toward a proposed 14.3% increase for the Global Alliance for Vaccines and Immunizations (GAVI). The proposal included significant reductions for Vulnerable Children (-34.1%), Tuberculosis (-19.1%), and Pandemic Influenza (-31.0%) activities. In November 2014, the Administration amended its Global Health Programs request to add \$340 million for Ebola response, bringing the total GHP request to \$8.39 billion. It is not clear how the additional funding would be allocated by sector.

Both House and Senate appropriators included more funding than requested for global health in FY2015, recommending \$8.31 billion and \$8.14 billion, respectively, but still less than FY2014 funding. As in past years, the most notable divergence in sub-allocations between the proposals is for reproductive health and family planning funding, for which the Senate committee recommends \$539 million, consistent with the Administration's request, while the House committee recommends \$461 million, or 14% less.¹⁹ In contrast, the House committee report recommends \$300 million (5%) more than the Senate report for global HIV/AIDS programs.

Food Security Initiative. Feed the Future (FtF) is the Administration's food security initiative, designed to support long-term country-led agricultural growth and nutrition plans. For FY2015, the Administration requested \$1.00 billion for Feed the Future, a 4.5% increase over the FY2013 funding (FY2014 data are not yet available). The Administration's request was consistent with U.S. commitments made at G-8 summits in 2012 and 2013. For FY2015, funding would be used for programs in 19 focus countries and 9 aligned countries to sustain documented progress in reducing poverty and malnutrition.

The FY2015 House committee report does not specify a funding level for Feed the Future programs or for food security and agricultural development generally. The Senate committee report recommends \$1.00 billion for this purpose.

Global Climate Change Initiative (GCCCI). The GCCCI is designed to promote environmentally sustainable, climate resilient development. The initiative would receive nearly level funding in FY2015 under the Administration proposal, with a requested \$839 million, but the program allocations would differ considerably from FY2013 (the most recent data available). Bilateral clean energy funding would increase by 34.7% and adaptation programs by 3.8%, while sustainable landscapes funding would be reduced by 7.5%. Total U.S. contributions to World

¹⁹ These figures include only family planning and reproductive health activities funded through the Global Health Programs account. Additional funding for these activities is often provided through the Economic Support Fund and U.S. contributions to the U.N. Population Fund.

Bank climate accounts would decrease by 12.5%, counting \$84 million in bilateral aid transferred for this purpose in FY2013. According to the Administration, GCCI funding in FY2015 is essential for implementing the President's Climate Action Plan and increasing U.S. leverage in negotiating an international climate agreement in 2015.

The House committee report identifies no specific allocations for bilateral climate change activities for FY2015, and includes no funding for multilateral climate change programs. The Senate committee report recommends \$193.3 million for adaptation and mitigation, \$123.5 million for sustainable landscapes, and \$189.45 million for clean energy, in addition to funding multilateral climate change programs.

Appendix A. State-Foreign Operations Appropriations, by Account

Table A-I. State Department, Foreign Operations, and Related Agencies Appropriations, FY2014-FY2015

(in millions of current U.S. dollars)

	FY2014 Estimate (P.L. 113-76)			2015 Request (as amended 6/27/14, 11/5/14 and 11/10/14)			FY2015 House (H.R. 5013)			FY2015 Senate (S. 2499)		
	Enduring	OCO	Total	Enduring	OCO/ Emergency	Total	Enduring	OCO	Total	Enduring	OCO	Total
Title I. State, Broadcasting & Related Agencies, TOTAL	14,046.49	1,817.70	15,864.19	14,790.54	2,314.03 OCO +71.42 EE	17,175.99	13,909.60	1,826.17	15,735.77	11,936.64	1,757.90	13,698.04
<i>Administration of Foreign Affairs, Subtotal</i>	<i>9,947.76</i>	<i>1,732.88</i>	<i>11,680.65</i>	<i>9,743.46</i>	<i>1,879.73 OCO +36.42 EE</i>	<i>11,659.61</i>	<i>9,737.68</i>	<i>1,826.16</i>	<i>11,563.85</i>	<i>9,434.81</i>	<i>1,683.50</i>	<i>11,118.31</i>
Diplomatic & Consular Program	6,605.70	1,391.11	7,996.81	6,783.04	1,562.03 OCO +35.42 EE	8,380.49	6,740.18	1,508.46	8,248.64	6,461.17	1,350.80	7,814.97
(of which Worldwide Security Protection)	[1,867.25]	[900.27]	[2,767.52]	[2,128.12]	[989.71]	[3,117.82]	[2,128.12]	[989.71]	[3,117.83]	[2,128.12]	[989.71]	[3,117.83]
Capital Investment Fund	76.90	-	76.90	56.40	-	56.40	56.40	-	56.40	56.40	-	56.40
Embassy Security, Construction & Maintenance	2,399.35	275.00	2,674.35	2,016.90	260.80 OCO	2,277.70	2,063.26	260.80	2,324.06	2,016.90	260.80	2,277.70
(of which Worldwide Security Upgrades)	[1,614.00]	[0.00]	[1,614.00]	[1,217.50]	[250.00]	[1,467.50]	[1,467.50]	[250.00]	[1,490.50]	[1,217.50]	[0.00]	[1,217.50]
Conflict Stabilization Operations ^a	[21.80]	8.50	8.50 [21.80]	[43.90]	-	[43.90]	[41.60]	-	[41.60]	-	15.00	15.00
Ed. & Cultural Exchanges	560.00	8.63	568.63	577.90	-	577.90	568.63	-	568.63	590.77	-	590.77
Office of Inspector General	69.41	49.65	119.06	73.40	56.90 OCO	130.30	73.40	56.90	130.30	73.40	56.90	130.30
Representation Expenses	7.30	-	7.30	7.68	-	7.68	7.68	-	7.68	8.03	-	8.03

	FY2014 Estimate (P.L. 113-76)			2015 Request (as amended 6/27/14, 11/5/14 and 11/10/14)			FY2015 House (H.R. 5013)			FY2015 Senate (S. 2499)		
	Enduring	OCO	Total	Enduring	OCO/ Emergency	Total	Enduring	OCO	Total	Enduring	OCO	Total
Protection of Foreign Missions & Officials	28.20	-	28.20	30.04	-	30.04	30.04	-	30.04	30.04	-	30.04
Emergency-Diplomatic & Consular Services	9.24	-	9.24	7.90	-	7.90	7.90	-	7.90	7.90	-	7.90
Repatriation Loans	1.54	-	1.54	1.30	- +1.00 EE	2.30	1.30	-	1.30	1.30	-	1.30
Payment American Institute Taiwan	31.22	-	31.22	30.00	-	30.00	30.00	-	30.00	30.00	-	30.00
Foreign Service Retirement (mandatory)	158.90	-	158.90	158.90	-	158.90	158.90	-	158.90	158.90	-	158.90
<i>International Orgs, Subtotal</i>	<i>3,031.28</i>	<i>74.40</i>	<i>3,105.68</i>	<i>4,035.91</i>	<i>428.00 OCO +35.00 EE</i>	<i>4,498.91</i>	<i>3,105.68</i>	<i>-</i>	<i>3,105.68</i>	<i>1,440.52</i>	<i>74.40</i>	<i>1,514.92</i>
Contributions to Int'l Orgs	1,265.76	74.40	1,340.16	1,517.35	- +35.00 EE	1,552.35	1,340.16	-	1,340.16	1,440.52	74.40	1,514.92
Contributions, International Peacekeeping	1,765.52	-	1,765.52	2,518.57	-	2,518.57	1,765.52	-	1,765.52	b	b	b
Peacekeeping Response Mechanism	-	-	-	-	428.00 ^c	428.00	-	-	-	-	-	-
<i>International Commission subtotal</i>	<i>125.92</i>	<i>-</i>	<i>125.92</i>	<i>115.63</i>	<i>-</i>	<i>115.63</i>	<i>122.73</i>	<i>-</i>	<i>122.73</i>	<i>121.62</i>	<i>-</i>	<i>121.62</i>
Int'l Boundary/U.S.-Mexico	77.44	-	77.44	71.88	-	71.88	77.44	-	77.44	71.88	-	71.88
American Sections	12.50	-	12.50	12.31	-	12.31	12.31	-	12.31	12.56	-	12.56
International Fisheries	35.98	-	35.98	31.45	-	31.45	32.98	-	32.98	37.18	-	37.18
<i>International Broadcast, Subtotal</i>	<i>729.08</i>	<i>4.40</i>	<i>733.48</i>	<i>721.26</i>	<i>6.30 OCO</i>	<i>727.56</i>	<i>743.48</i>	<i>-</i>	<i>743.48</i>	<i>721.26</i>	<i>-</i>	<i>721.26</i>
Broadcasting Operations	721.08	4.40	725.48	716.46	6.30 OCO	722.76	738.68	-	738.68	716.46	-	716.46
Capital Improvements	8.00	-	8.00	4.80	-	4.80	4.80	-	4.80	4.80	-	4.80
<i>Related Approps, Subtotal</i>	<i>200.18</i>	<i>6.02</i>	<i>206.20</i>	<i>162.06</i>	<i>-</i>	<i>162.06</i>	<i>187.81</i>	<i>-</i>	<i>187.81</i>	<i>206.21</i>	<i>-</i>	<i>206.21</i>
Asia Foundation	17.00	-	17.00	12.00	-	12.00	17.00	-	17.00	17.00	-	17.00

	FY2014 Estimate (P.L. 113-76)			2015 Request (as amended 6/27/14, 11/5/14 and 11/10/14)			FY2015 House (H.R. 5013)			FY2015 Senate (S. 2499)		
	Enduring	OCO	Total	Enduring	OCO/ Emergency	Total	Enduring	OCO	Total	Enduring	OCO	Total
U.S. Institute of Peace	30.98	6.02	37.00	35.30	-	35.30	35.30	-	35.30	37.00	-	37.00
Center for Middle East-West Dialogue-Trust & Program	0.09	-	0.09	0.08	-	0.08	0.08	-	0.08	0.08	-	0.08
Eisenhower Exchange Programs	0.40	-	0.40	0.40	-	0.40	0.40	-	0.40	0.40	-	0.40
Israeli Arab Scholarship Program	0.01	-	0.01	0.03	-	0.03	0.03	-	0.03	0.03	-	0.03
International Center ^d	-	-	-	[0.53]	-	[0.53]	-	-	-	-	-	-
East-West Center	16.70	-	16.70	10.80	-	10.80	-	-	-	16.70	-	16.70
National Endowment for Democracy	135.00	-	135.00	103.45	-	103.45	135.00	-	135.00	135.00	-	135.00
<i>Other Commissions subtotal</i>	<i>12.27</i>	<i>-</i>	<i>12.27</i>	<i>12.22</i>	<i>-</i>	<i>12.22</i>	<i>12.22</i>	<i>-</i>	<i>12.22</i>	<i>12.22</i>	<i>-</i>	<i>12.22</i>
Preservation of America's Heritage	0.69	-	0.69	0.64	-	0.64	0.64	-	0.64	0.64	-	0.64
Int'l Religious Freedom	3.50	-	3.50	3.50	-	3.50	3.50	-	3.50	3.50	-	3.50
Security & Cooperation Europe	2.58	-	2.58	2.58	-	2.58	2.58	-	2.58	2.58	-	2.58
Cong.-Exec. on People's Republic of China	2.00	-	2.00	2.00	-	2.00	2.00	-	2.00	2.00	-	2.00
U.S.-China Economic and Security Review	3.50	-	3.50	3.50	-	3.50	3.50	-	3.50	3.50	-	3.50
FOREIGN OPERATION, TOTAL	28,592.41	5,129.59	33,722.00	28,024.78	5,471.40 OCO 2,824.97 EE	36,321.15	28,630.30	4,086.27	32,716.57	27,908.26	6,867.11	34,775.37
Title II. Admin of Foreign Assistance	1,222.17	91.04	1,313.21	1,503.93	65.00 OCO +24.67 EE	1,593.60	1,267.33	65.00	1,332.33	1,355.47	171.59	1,527.06
USAID Operating Expenses	1,059.23	81.00	1,140.23	1,318.82	65.00 OCO +19.04 EE	1,402.86	1,082.23	65.00	1,147.23	1,170.61	171.59	1,342.20
USAID Capital Investment Fund	117.94	-	117.94	130.82	-	130.82	130.82	-	130.82	130.82	-	130.82
USAID Inspector General	45.00	10.04	55.04	54.29	+5.63 EE	59.92	54.29	-	54.29	54.04	-	54.04

	FY2014 Estimate (P.L. 113-76)			2015 Request (as amended 6/27/14, 11/5/14 and 11/10/14)			FY2015 House (H.R. 5013)			FY2015 Senate (S. 2499)		
	Enduring	OCO	Total	Enduring	OCO/ Emergency	Total	Enduring	OCO	Total	Enduring	OCO	Total
Title III. Bilateral Economic Assistance	18,190.82	3,894.16	22,084.98	17,917.44	2,968.40 OCO +2,744.7 EE	23,630.54	18,757.18	3,058.10	21,815.28	16,438.14	5,024.88	21,463.02
Global Health Programs (GHP), State + USAID	8,439.45	-	8,439.45	8,050.00	+340.00 EE	8,390.00	8,307.00	-	8,307.00	8,139.00	-	8,139.00
GHP (State Dept.)	[5,670.00]	-	[5,670.00]	[5,370.00]	-	[5,370.00]	[5,670.00]	-	[5,670.00]	[5,370.00]	-	[5,370.00]
GHP (USAID)	[2,769.45]	-	[2,769.45]	[2,680.00]	+ [340.00 EE]	[3,020.00]	[2,637.00]	-	[2,637.00]	[2,769.00]	-	[2,769.00]
Development Assistance	2,507.00	-	2,507.00	2,619.98	-	2,619.98	2,527.70	-	2,527.70	2,421.96	-	2,421.96
International Disaster Assistance (IDA)	876.83	924.17	1,801.00	665.00	725.00 ^e OCO +1,400.97 EE	2,790.97	1,026.83	774.00	1,801.00	660.00	1,235.00	1,895.00
Transition Initiatives	48.18	9.42	57.60	67.60	-	67.60	67.60	-	67.60	67.00	-	67.00
Complex Crises Fund	20.00	20.00	40.00	30.00	-	30.00	-	-	-	25.00	217.88	242.88
Development Credit Authority – Admin	[40.00]	-	[40.00]	[40.00]	-	[40.00]	[40.00]	-	[40.00]	[40.00]	-	[40.00]
Development Credit Authority Subsidy	8.04	-	8.04	8.20	-	8.20	8.04	-	8.04	8.20	-	8.20
Economic Support Fund	2,982.97	1,656.22	4,639.19	3,398.69	1,778.40 ^f OCO +1,003.73 EE ^g	6,180.82	2,986.61	1,524.63	4,511.24	2,540.48	1,660.00	4,200.48
Democracy Fund	130.50	-	130.50	-	-	-	130.50	-	130.50	130.50	-	130.50
Migration & Refugee Assistance	1,774.65	1,284.36	3,059.01	1,582.37	465.00 OCO	2,047.37	2,299.70	759.30	3,059.00	1,039.00	1,912.00	2,951.00
Emergency Refugee and Migration	50.00	-	50.00	50.00	-	50.00	50.00	-	50.00	50.00	-	50.00
<i>Independent Agencies subtotal</i>	<i>1,329.70</i>	<i>-</i>	<i>1,329.70</i>	<i>1,422.10</i>	<i>-</i>	<i>1,422.10</i>	<i>1,329.70</i>	<i>-</i>	<i>1,329.70</i>	<i>1,333.50</i>	<i>-</i>	<i>1,333.50</i>
Inter-American Foundation	22.50	-	22.50	18.10	-	18.10	22.50	-	22.50	22.50	-	22.50
African Development Foundation	30.00	-	30.00	24.00	-	24.00	30.00	-	30.00	30.00	-	30.00
Peace Corps	379.00	-	379.00	380.00	-	380.00	379.00	-	379.00	380.00	-	380.00

	FY2014 Estimate (P.L. 113-76)			2015 Request (as amended 6/27/14, 11/5/14 and 11/10/14)			FY2015 House (H.R. 5013)			FY2015 Senate (S. 2499)		
	Enduring	OCO	Total	Enduring	OCO/ Emergency	Total	Enduring	OCO	Total	Enduring	OCO	Total
Millennium Challenge Corporation	898.20	-	898.20	1,000.00	-	1,000.00	898.20	-	898.20	901.00	-	901.00
<i>Department of Treasury, subtotal</i>	23.50	-	23.50	23.50	-	23.50	23.50	-	23.50	23.50	-	23.50
Treasury Department Technical Assistance	23.50	-	23.50	23.50	-	23.50	23.50	-	23.50	23.50	-	23.50
Debt Restructuring	-	-	-	-	-	-	-	-	-	-	-	-
Title IV. Int'l Security Assistance	7,366.06	1,144.39	8,510.45	6,766.58	2,438.00 OCO +5.30 EE	9,209.99	7,547.29	963.17	8,510.46	8,292.65	1,670.64	9,963.29
International Narcotics Control & Law Enforcement	1,005.61	344.39	1,350.00	721.91	396.00 OCO	1,117.91	1,005.61	344.39	1,350.00	708.00	292.00	1,000.00
Nonproliferation, Anti-Terrorism, Demining	630.00	70.00	700.00	605.40	+5.30 EE	610.70	672.80	20.00	692.80	593.78	85.23	679.01
International Military Education & Training	105.57	-	105.57	107.47	-	107.47	107.47	-	107.47	104.67	-	104.67
Foreign Military Financing	5,389.28	530.00	5,919.28	5,110.65	862.00 ^h OCO	5,972.65	5,540.26	337.90	5,878.16	4,803.65	507.00	5,310.65
Peacekeeping Operations	235.60	200.00	435.60	221.15	180.00 ⁱ OCO	401.15	221.15	260.88	482.03	120.00	225.40	345.40
Peacekeeping, assessed contributions	b	b	b	b	b	b	b	b	b	1,962.56	556.01	2,518.57
Counterterrorism Partnership Fund	-	-	-	-	1,000.00 OCO	1,000.00	-	-	-	-	-	-
Middle East and North Africa Incentive Fund	-	-	-	-	-	-	-	-	-	-	5.00	5.00
Title V. Multilateral Assistance	2,960.75	-	2,960.75	3,188.93	50.30 EE	3,239.23	2,442.60	-	2,442.60	3,200.75	-	3,200.75
World Bank: Global Environment Facility	143.75	-	143.75	136.56	-	136.56	136.56	-	136.56	136.56	-	136.56

	FY2014 Estimate (P.L. 113-76)			2015 Request (as amended 6/27/14, 11/5/14 and 11/10/14)			FY2015 House (H.R. 5013)			FY2015 Senate (S. 2499)		
	Enduring	OCO	Total	Enduring	OCO/ Emergency	Total	Enduring	OCO	Total	Enduring	OCO	Total
International Clean Technology Fund	184.63	-	184.63	201.25	-	201.25	-	-	-	201.25	-	201.25
Strategic Climate Fund	49.90	-	49.90	63.18	-	63.18	-	-	-	63.18	-	63.18
World Bank: Int'l. Development Association	1,355.00	-	1,355.00	1,290.00	-	1,290.00	1,290.00	-	1,290.00	1,285.00	-	1,285.00
Int. Bank Recon & Dev	186.96	-	186.96	192.92	-	192.29	186.96	-	186.96	192.92	-	192.92
Inter-Amer. Dev. Bank - capital	102.00	-	102.00	102.02	-	102.02	102.02	-	102.02	102.02	-	102.02
IADB: Enterprise for Americas MIF	6.30	-	6.30	-	-	-	-	-	-	10.00	-	10.00
Asian Development Fund	109.85	-	109.85	115.25	-	115.25	109.85	-	109.85	100.10	-	100.10
Asian Development Bank – capital	106.59	-	106.59	112.19	-	112.19	106.59	-	106.59	112.19	-	112.19
African Development Fund	176.34	-	176.34	195.00	-	195.00	176.34	-	176.34	175.00	-	175.00
African Development Bank - capital	32.42	-	32.42	34.12	-	34.12	32.42	-	32.42	34.12	-	34.12
International Fund for Agricultural Development	30.00	-	30.00	30.00	-	30.00	30.00	-	30.00	30.00	-	30.00
Global Food Security Fund	133.00	-	133.00	-	-	-	-	-	-	-	-	-
International Organizations & Programs	344.02	-	344.02	303.44	+50.30 EE	353.74	271.27	-	271.21	351.00	-	351.00
Multilateral Debt Relief ⁶	-	-	-	92.40	-	92.40	-	-	-	92.40	-	92.40
Middle East North Africa Transition Fund	-	-	-	5.00	-	5.00	-	-	-	-	-	-
Int'l Monetary Fund, quota increase	-	-	-	315.00	-	315.00	-	-	-	315.00	-	315.00
Title VI. Export Assistance	(1,147.39)	-	(1,147.39)	(1,352.10)	-	(1,352.10)	1,384.10	-	1,384.10	1,378.75	-	1,378.75
Export-Import Bank (net)	(969.40)	-	(969.40)	(1,166.60)	-	(1,021.20)	(1,179.25)	-	(1,179.25)	(1,176.75)	-	(1,176.75)
Overseas Private Investment Corporation (net)	(233.06)	-	(233.06)	(253.20)	-	(203.10)	(262.43)	-	(262.43)	(262.00)	-	(262.00)

	FY2014 Estimate (P.L. 113-76)			2015 Request (as amended 6/27/14, 11/5/14 and 11/10/14)			FY2015 House (H.R. 5013)			FY2015 Senate (S. 2499)		
	Enduring	OCO	Total	Enduring	OCO/ Emergency	Total	Enduring	OCO	Total	Enduring	OCO	Total
Trade & Development Agency	55.07	-	55.07	67.70	-	67.70	57.57	-	57.57	60.00	-	60.00
State, Foreign Ops & related Programs, TOTAL	42,638.90	6,947.29	49,586.19	42,815.32	7,785.43 OCO +2,866.39 EE	53,467.14	42,539.90	5,912.43	48,452.33	39,844.90	8,625.00	48,469.90
<i>Add Ons/ Rescissions</i>		<i>(427.29)^l</i>	<i>(427.29)</i>	-	-	-	-	-	-	<i>(1,287.00)^m</i>	-	<i>(1,287.00)</i>
State-Foreign Ops Total, Net of Rescissions	42,638.90	6,520.00	49,158.89	42,815.32	7,785.43 OCO +2,866.39 EE	53,467.14	42,539.90	5,912.43	48,452.33	38,557.90	8,625.00	47,182.90

Source: Congressional Budget Justification, Department of State, Foreign Operations, and Related Programs, Fiscal Year 2015 and CRS calculations.

Notes: EE = Ebola Emergency request. Shaded columns indicate fiscal year totals. Figures in brackets are subsumed in the larger account above and are not counted against the total. Figures in parentheses are negative numbers. “Enduring” funding is also sometimes referred to as “base” or “ongoing” funding in budget documents. Numbers may not add due to rounding.

- a. For FY2015, funding for Conflict Stabilization Operations is within the Diplomatic and Consular Programs account.
- b. The Senate committee bill would fund contributions for international peacekeeping through a Foreign Operations account, listed below, rather than through State Operations.
- c. The Administration requested \$150 million for this purpose in the original March 2014 budget submission, then revised the request to \$428 million in a June 27, 2014, OCO request amendment. The additional \$278 million was requested for estimated costs of a U.N. peacekeeping mission in Central African Republic that was authorized by the U.N. Security Council in April 2014.
- d. The International Center is funded through the D&CP account in the FY2014 consolidated appropriation.
- e. Of these OCO funds, \$90 million were added by the November 2014 ISIL amendment to the request.
- f. Of these OCO funds, \$100 million were added by the November 2014 ISIL amendment to the request.
- g. The Ebola supplemental funding request includes \$211.73 million for immediate identified needs as well as \$792 million for a contingency fund to address future needs.
- h. The Administration requested \$537 million for FMF OCO in the original March 2014 budget request, then revised the request to \$612 million in a June 27, 2014, OCO request amendment. The additional \$75 million was requested to build the capacity of European partners for territorial defense and to engage in security sector reform. An additional \$250 million of FMF OCO was requested in the November 2014 ISIL amendment.
- i. Of this total, \$65 million was added by the November 2014 ISIL amendment.

- j. This account was not included in the Administration's original March 2015 FY2015 budget submission, but proposed in a June 27, 2014, amendment to the OCO request. The funds are requested to enhance counterterrorism and crisis response activities, including a Syria Stabilization Initiative.
- k. Includes Multilateral Debt Relief Initiative (MDRI) funds both for the World Bank IDA and the African Development Bank.
- l. This rescission is from D&CP OCO funds.
- m. This rescission total includes \$1,261 million from IMF emergency quota funds from P.L. 111-32, \$30 million from unexpended Export-Import Bank funding, and a \$4 million increase for the Fulbright University Vietnam.

Appendix B. International Affairs (150) Function Account, FY2014 Estimate, FY2015 Request, House and Senate Recommendations

Table B-1. International Affairs Budget, FY2014-FY2015

(in millions of current U.S. dollars)

	FY2014 estimate	FY2015 request	House	Senate
State-Foreign Operations, excluding commissions^a	49,020.70	53,339.27	48,317.38	47,049.06
Commerce-Justice-Science				
Foreign Claim Settlement Commission	2.10	2.33	2.33	2.33
Int'l Trade Commission	83.00	86.46	84.50	85.00
Agriculture				
P.L. 480 and McGovern-Dole	1,651.13	1,585.13	1,664.10	1,651.13
Total International Affairs (150)	50,756.93	55,013.19	50,068.31	48,787.52

Source: Congressional Budget Justification, Department of State, Foreign Operations, and Related Programs, Fiscal Year 2015 and CRS calculations.

- a. While funding for certain international commissions are appropriated in the State-Foreign Operations bill, they are not part of the International Affairs Function 150 Account.

Author Contact Information

Susan B. Epstein
Specialist in Foreign Policy
sepstein@crs.loc.gov, 7-6678

Alex Tiersky
Analyst in Foreign Affairs
atiersky@crs.loc.gov, 7-7367

Marian L. Lawson
Specialist in Foreign Assistance Policy
mlawson@crs.loc.gov, 7-4475