



Energy Security Analysis in Support of DOD Missions

**Army Installation Energy Security and
Independence Conference
December 12-13, 2006**

**Steven B. Siegel
Energy and Security Group**

Report Documentation Page

Form Approved
OMB No. 0704-0188

Public reporting burden for the collection of information is estimated to average 1 hour per response, including the time for reviewing instructions, searching existing data sources, gathering and maintaining the data needed, and completing and reviewing the collection of information. Send comments regarding this burden estimate or any other aspect of this collection of information, including suggestions for reducing this burden, to Washington Headquarters Services, Directorate for Information Operations and Reports, 1215 Jefferson Davis Highway, Suite 1204, Arlington VA 22202-4302. Respondents should be aware that notwithstanding any other provision of law, no person shall be subject to a penalty for failing to comply with a collection of information if it does not display a currently valid OMB control number.

1. REPORT DATE DEC 2006		2. REPORT TYPE		3. DATES COVERED 00-00-2006 to 00-00-2006	
4. TITLE AND SUBTITLE Energy Security Analysis in Support of DOD Missions				5a. CONTRACT NUMBER	
				5b. GRANT NUMBER	
				5c. PROGRAM ELEMENT NUMBER	
6. AUTHOR(S)				5d. PROJECT NUMBER	
				5e. TASK NUMBER	
				5f. WORK UNIT NUMBER	
7. PERFORMING ORGANIZATION NAME(S) AND ADDRESS(ES) National Defense University, Center for Technology and National Security Policy (CTNSP), 260 5th Avenue, SW, Washington, DC, 20319				8. PERFORMING ORGANIZATION REPORT NUMBER	
9. SPONSORING/MONITORING AGENCY NAME(S) AND ADDRESS(ES)				10. SPONSOR/MONITOR'S ACRONYM(S)	
				11. SPONSOR/MONITOR'S REPORT NUMBER(S)	
12. DISTRIBUTION/AVAILABILITY STATEMENT Approved for public release; distribution unlimited					
13. SUPPLEMENTARY NOTES also presented at the Optimizing Investments in Critical Infrastructure Protection, 15 Nov 2010; ANSER Conference Center, Arlington, VA.					
14. ABSTRACT					
15. SUBJECT TERMS					
16. SECURITY CLASSIFICATION OF:			17. LIMITATION OF ABSTRACT Same as Report (SAR)	18. NUMBER OF PAGES 22	19a. NAME OF RESPONSIBLE PERSON
a. REPORT unclassified	b. ABSTRACT unclassified	c. THIS PAGE unclassified			



Topics

- Examples of energy security analysis in support of DOD missions:
 - Installations
 - Operations
 - Strategic
- Energy Cost-Benefit Analysis for DOD missions: A Conceptual Framework with Examples



Bottom Line Points Up-Front

- Energy technologies **must work**
- Energy security cost-benefit analyses should be done in conjunction with **field testing**
- Energy security analyses should integrate costs and benefits **within and across** installation, operational, and strategic mission areas
- **Information exchange** of energy security analyses should occur across Services on a recurring basis.



Energy Security Analysis: Installations





Renewables and Energy Efficiency Planning (REEP)



- Mission: Analytical methodology for evaluating the economic potential for investments in energy efficiency and renewable energy at major Army installations.
- Goals: *Save energy, save money, improve environment, promote health, and strengthen national security.*
- Key Metrics—in 1993 evaluated 49 major Army installations in CONUS:
 - Cost Savings: \$249,446,020/year
 - Energy Savings: 16,823,804 Mbtu/year & 724,128 kW (demand reduction)
 - Pollution Prevention: 2,415,337 STONs/year (Greenhouse Gases)
- Status: Used for policy analysis, programming, and budgeting by the Army (and OSD) in the 1990s.



Army Installation Energy Security Planning (AIESP)



- Mission: Analytic capability to generate investment strategies for a more secure energy supply using distributed generation (DG) for key missions in **garrison and training base**.
- Metrics:
 - Energy security: days of supply
 - Ease of implementation and appeal to personnel
 - Economics (payback/life cycle cost savings)
 - Energy savings (kW/kWh)
 - Pollution prevention (lbs of pollutants)
- Findings for three case study Army installations:
 - DG options available that are economically competitive.
 - Utilities expressed interest in owning and operating DG at Army sites.
 - **Smaller, mobile DG technologies**, though more costly, can support garrison and training base missions as well as **homeland security and other deployments**.



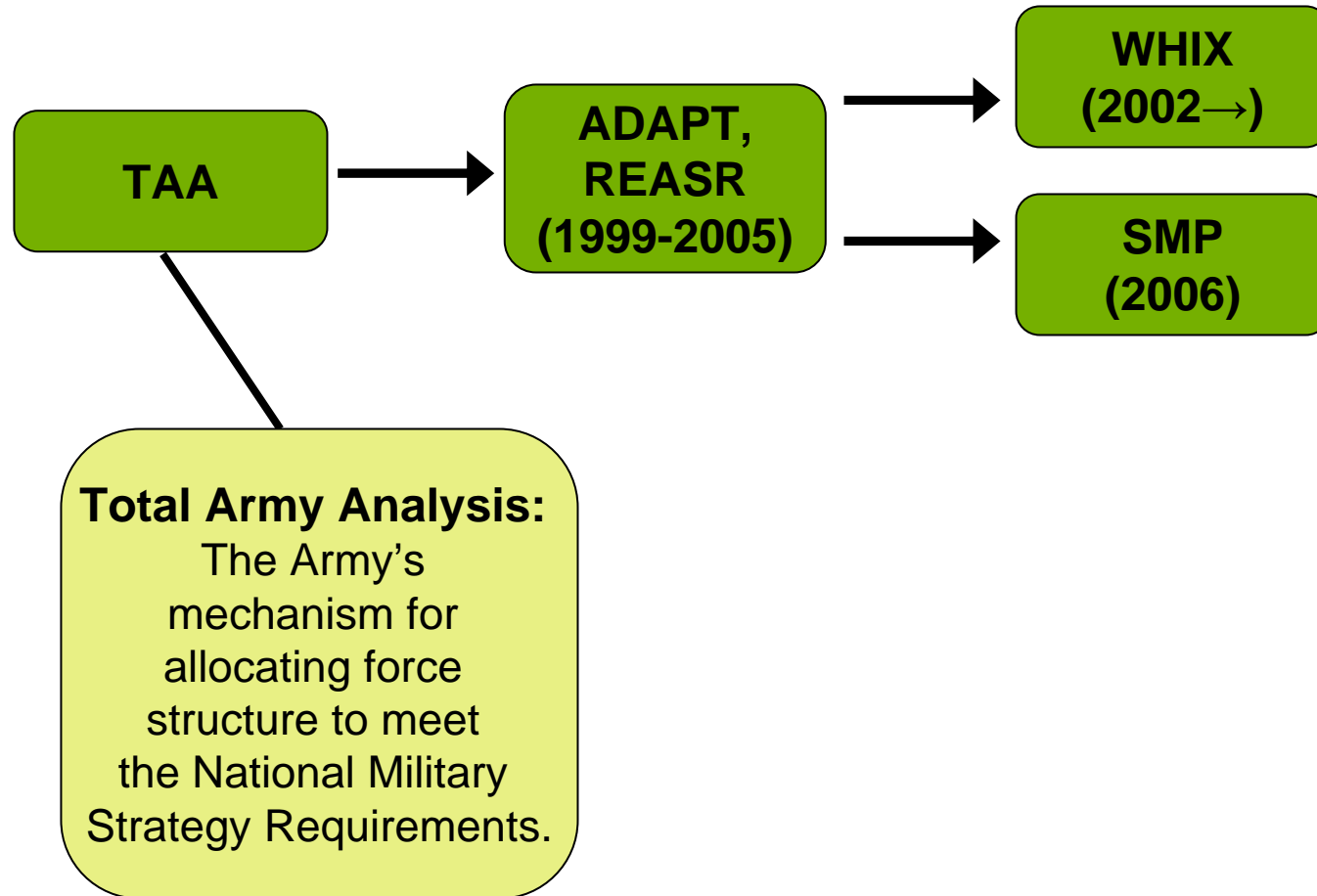
Western Hemisphere Information Exchange (WHIX)



- Mission: WHIX is a joint Army/SOUTHCOM Program to facilitate information exchange through technology demonstrations between U.S. and Latin American/Caribbean militaries in energy security and sustainability.
- Metrics:
 - **Deployability and agility**
 - Logistics footprint (lbs and cubic feet)
 - Ease of set-up and break-down
 - Life-cycle costs
 - Technical performance
 - Operation and maintenance
 - Durability
- Current activities: Energy security analysis in conjunction with **field technology demonstrations in SOUTHCOM AOR:**
 - Installation energy security: **Two 50 kW biomass energy systems** that generate electricity from local agricultural waste (FY2006-07)
 - Military operational missions: Four mobile potable water treatment systems powered by **thin-film photovoltaic units—5 to 15 kW** (FY2007)

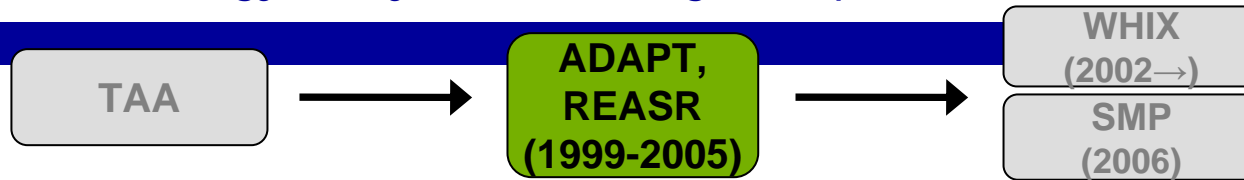


Energy Security Analysis: Operations





Analysis of Deployable Applications of Photovoltaics in Theater (ADAPT), Renewable Energy Analysis for Strategic Responsiveness (REASR 1/2/3)



- Mission: Analyses and field assessments to evaluate the costs and benefits of using flexible, thin-film photovoltaic systems to support the energy needs of deployable Army forces.
- Goals: Meet energy needs, **reduce logistics footprint for training and operational missions, reduce number of fuel convoys.**
- **Field assessments by 82nd Airborne** between 1999 and 2005 at Fort Bragg and other sites such as National Training Center (NTC) in Fort Irwin and Hanau, Germany.

Field Assessment Measures (as assessed by troops):

- Signature (noise, visibility, heat)
- Ease of use
- Delivery of required power
- Mobility and Flexibility
- Supportability and Maintainability
- Reliability and Durability

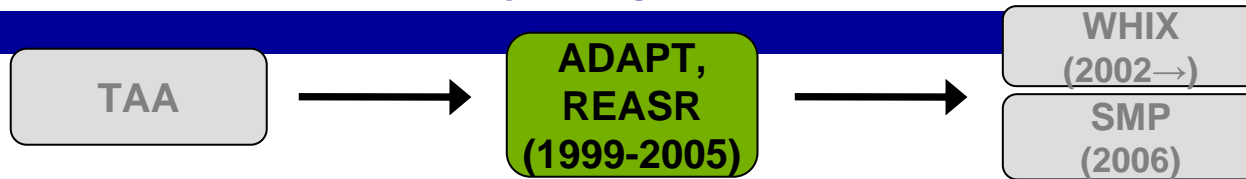
Metrics for Quantitative Analysis:

- Economic (payback and life-cycle cost savings)
- Pollution Reduction (pounds of pollutants)
- Energy Savings (pounds of fuel)



Mobile Photovoltaics Demonstration:

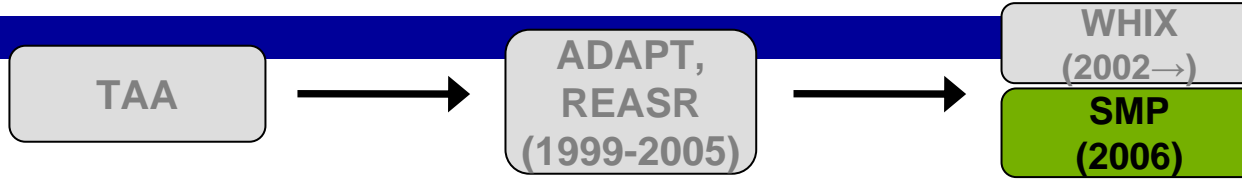
504th Parachute Infantry Regiment, 82nd Airborne Division



- “This unit examined a photovoltaic power station in a field and simulated field environment. The bottom line is this system with some modifications *can be used to provide the primary power source* for a Battalion sized Airborne Infantry Tactical Operation Center” (from Commo Platoon AAR - 21 APR 99).
- Status: Demonstration systems are still being used at NTC and in Germany, *Afghanistan, and Iraq.*

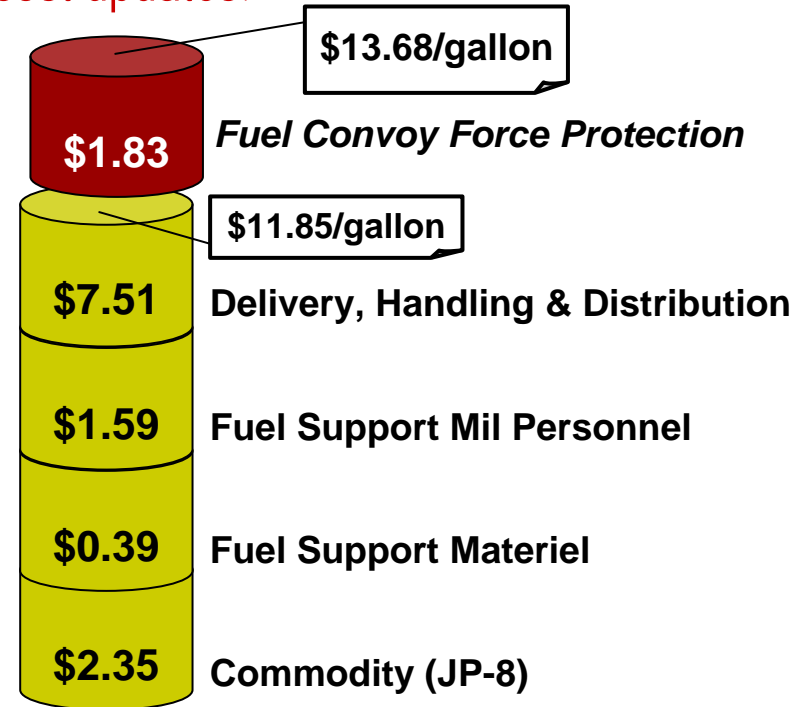


Sustain the Mission Project (SMP)



Mission: Calculate the **full ownership costs of energy** and water to sustain Army training and contingency operations using **existing** authoritative Army and DOD sources of data that **readily allow for cost updates**.

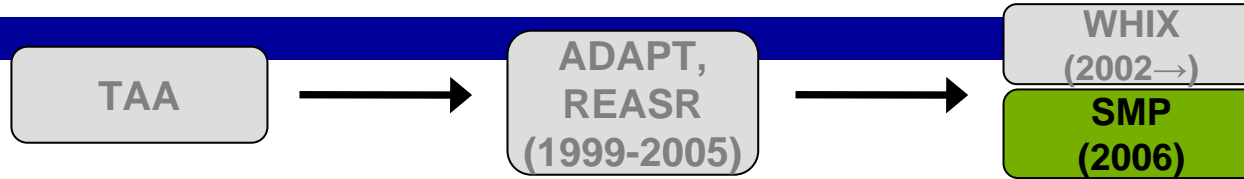
- Development of full costs of delivered energy required integration **across mission areas including combat operations and logistics, training and readiness, programming and budgeting, cost and economics, and installation management.**
- Case study Stryker Brigade Combat Team (SBCT) in SWA theater (*high range for CONOPS shown at right*).



SMP energy costs are provided in the *Army FORCES Cost and Factors Handbook*.



Sustain the Mission Project (SMP)



- Mission: Cost-benefit analysis of thin-film photovoltaic systems for training and contingency operations (SBCT) with conventional generator back-up.
- Metrics:

➤ Cost Avoidance/Savings (\$)	1,201,488
➤ Payback (years)	13
➤ Logistics footprint:	
– Reduction in STON	4,995
– Reduction in Cubic Feet	220,632
➤ Energy Savings (gallons)	1,472,693
➤ Pollution Reduction (lbs)	3,547,525
- Decrease in number of fuel convoys required to support contingency operations.



Energy Security Requirements from the Battlefield

"To improve the security posture of the al-Anbar province of Iraq, [Multi-National Force-West] requires a **renewable and self-sustainable energy solution** to support forward operating bases, combat outposts and observation posts throughout MNF-W's battlespace," a Joint Staff Rapid Validation and Resourcing Request certified by MNF-W leaders states.

Command officials certified the request on July 25 on behalf of **Marine Corps Maj. Gen. Richard Zilmer**, the MNF-W chief. The request is categorized as a "**priority 1**" need.

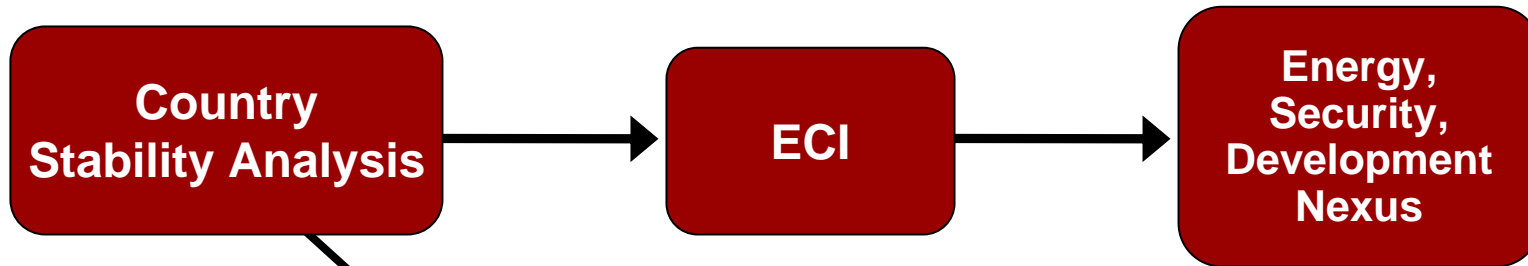
In the document, the region's U.S. military leaders call on the Pentagon to send more renewable energy systems to the country because they could leverage resources like sunlight or wind to produce power for bases and outposts. Commanders assert that **tapping renewable energy sources** would lessen dependence on fossil fuels—a **move that could save lives**.

"A proposed alternate solution—one that **reduces the number of convoys** while providing an additional capability to outlying bases—is to augment our use of fossil fuels with renewable energy, such as photovoltaic solar panels and wind turbines, at our outlying bases," the request states. "By reducing the need for [petroleum-based fuels] at our outlying bases, we can decrease the frequency of logistics convoys on the road, thereby **reducing the danger to our Marines, soldiers, and sailors.**"

—From *Inside the Pentagon* (10 August 2006)



Energy Security Analysis: Strategic



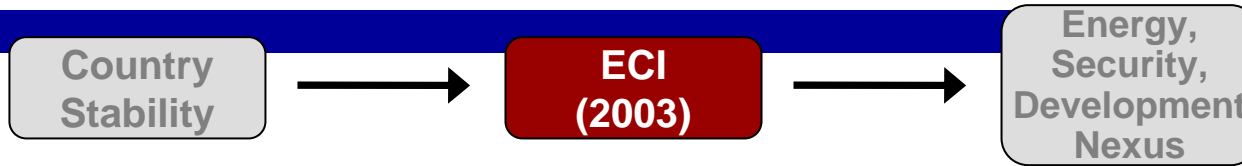
Army developed country stability indices based on macro structural Factors*:

- GDP per capita
- Infant Mortality Rate
- Life Expectancy
- Caloric Intake
- Trade Openness
- % of history spent in state of conflict
- Democracy
- Civil Liberties index
- Political Rights Index
- Youth Bulge
- Religious Diversity
- Ethnic Diversity

* Analyzing Complex Threats for Operations and Readiness (ACTOR)



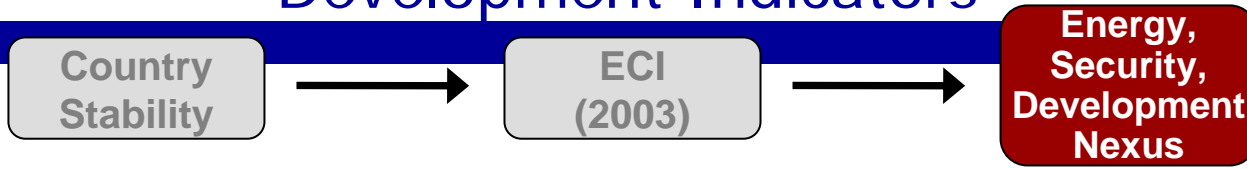
Energy and Country Instability Report (ECI)



- Purpose: To study the effects of access to energy on country stability, quality of life, and social and economic development.
- Metrics:
 - Country stability (Army index)
 - GDP per capita
 - Life expectancy
 - Energy consumption per capita
- Findings: **Energy supply and access** have a positive effect on:
 - Public health (life expectancy)
 - Economic development (GDP per capita)
 - Country stability



Comparison of Country Stability and Development Indicators



Country Stability Indicators*

1. GDP per capita
2. Infant Mortality Rate
3. Life Expectancy
4. Caloric Intake
5. Trade Openness
6. % of history spent in state of conflict
7. Democracy
8. Civil Liberties index
9. Political Rights Index
10. Youth Bulge
11. Religious Diversity
12. Ethnic Diversity

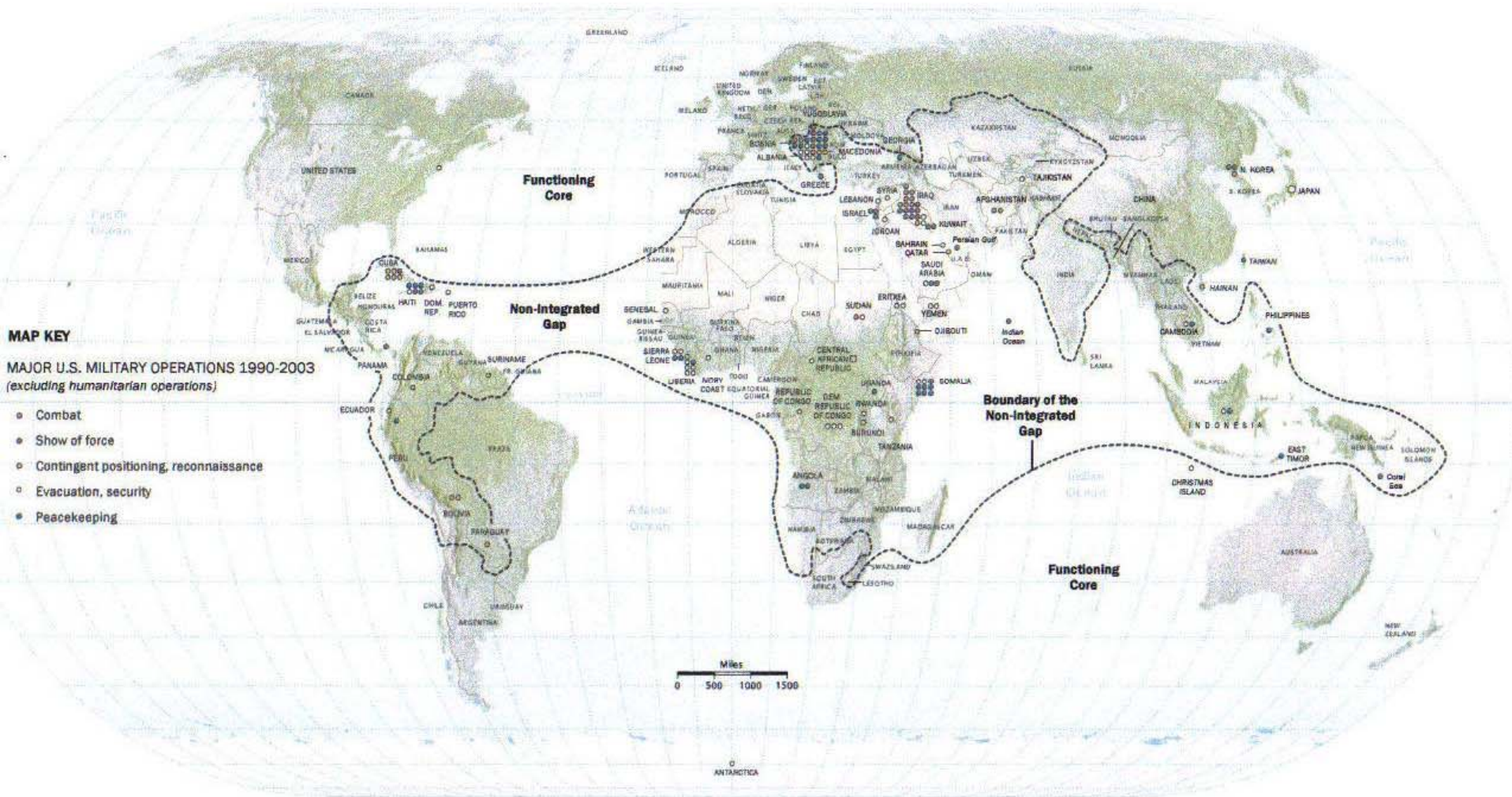
Development Indicators**

1. GDP per capita
2. Infant Mortality Rate
3. Life Expectancy
4. Caloric Intake
5. Trade Openness
6. Democracy
7. Civil Liberties index
8. Political Rights Index
9. Youth Bulge

** from World Bank: World Development Indicators (WDI)/Millennium Challenge Corporation (MCC) Indicators

* from ACTOR

The Pentagon's New Map: War and Peace in the Twenty-First Century

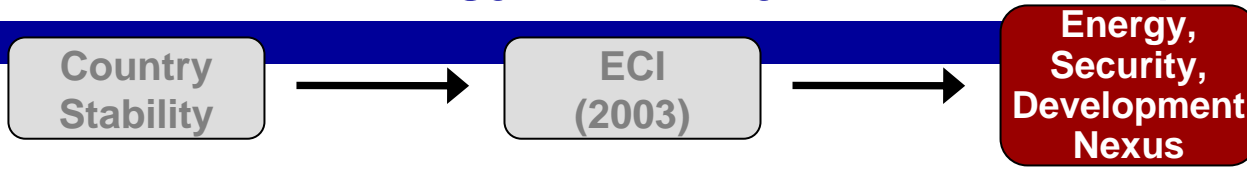


Response data source: U.S. Military Services via
Dr. Henry Gaffney, Jr. / The CNA Corporation

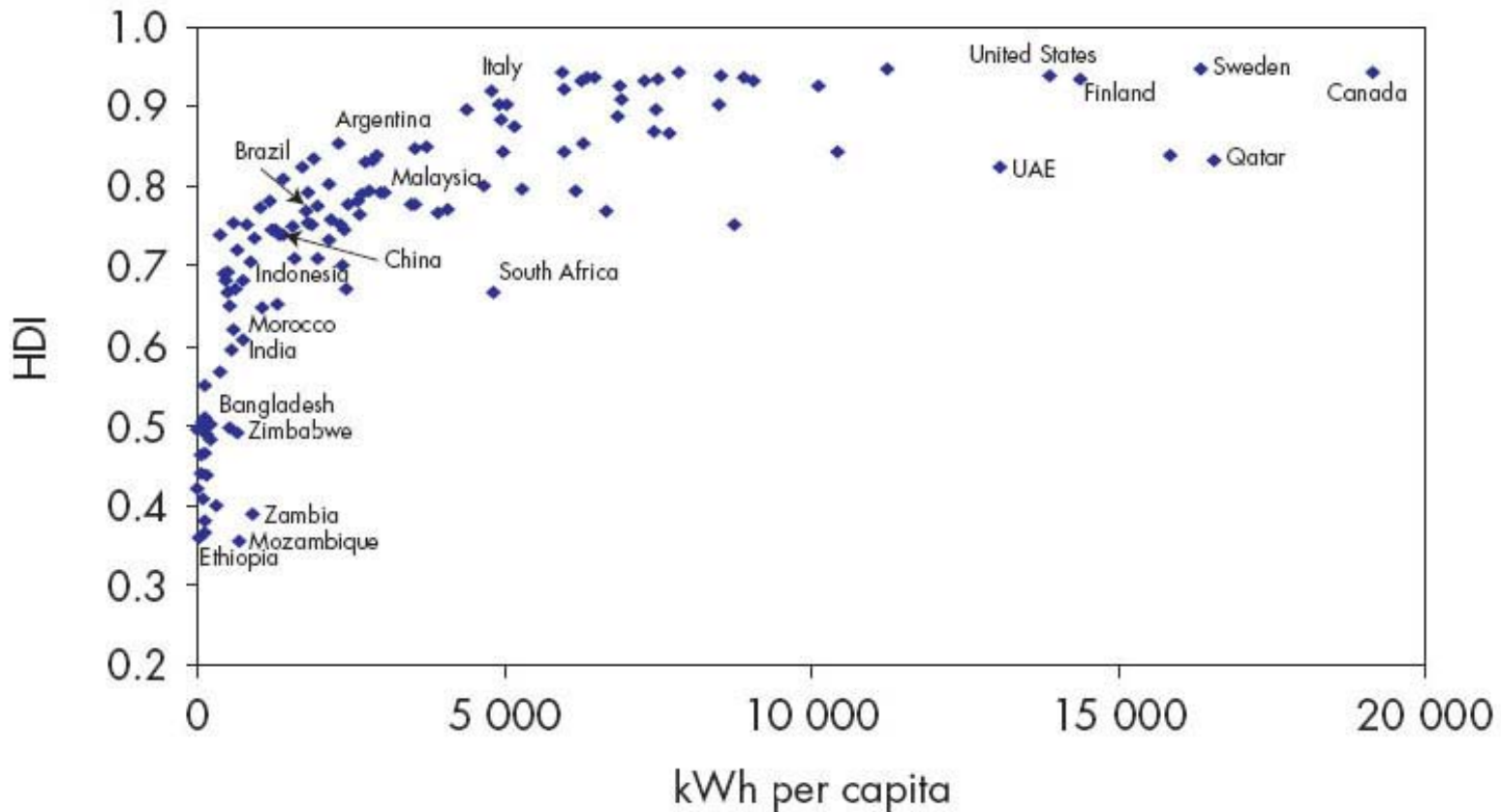
© 2003 by William McNulty
Reprinted by permission of G.P. Putnam's Sons and Thomas P.M. Barnett.



Link Between Energy Security and Development



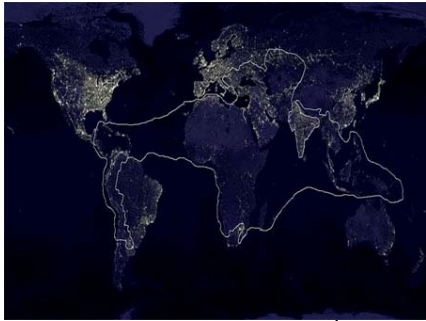
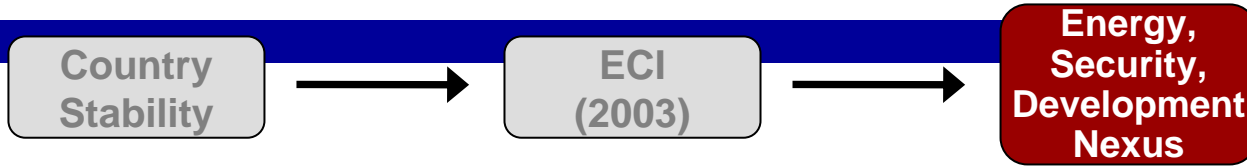
Human Development Index (HDI) and Electricity Consumption per Capita, 2002



*From International Energy Agency. 2004. World Energy Outlook.



Energy, Security, and Development Nexus



ENERGY

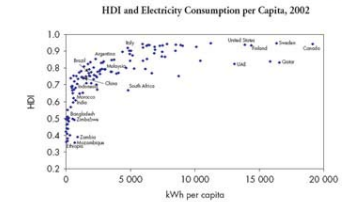

(from ECI)

improves country stability

improves life expectancy, GDP/cap

SECURITY

DEVELOPMENT



*From International Energy Agency, 2004, World Energy Outlook.



- Country Stability Indicators***
1. GDP per capita
 2. Infant Mortality Rate
 3. Life Expectancy
 4. Caloric Intake
 5. Trade Openness
 6. % of history spent in state of conflict
 7. Democracy
 8. Civil Liberties index
 9. Political Rights Index
 10. Youth Bulge
 11. Religious Diversity
 12. Ethnic Diversity

- Development Indicators****
1. GDP per capita
 2. Infant Mortality Rate
 3. Life Expectancy
 4. Caloric Intake
 5. Trade Openness
 6. Democracy
 7. Civil Liberties index
 8. Political Rights Index
 9. Youth Bulge

* from ACTOR

** from World Bank: World Development Indicators (WDI)/Millennium Challenge Corporation (MCC) Indicators



Examples of Externalities to Keep on the Radar

DEFENSE:

Importing oil from the Persian Gulf—region with highest defense expenditures—is equal to **adding \$7.41 to each gallon of gasoline consumers buy at the pump.**

(Testimony of Milton R. Copulos before Senate Relations Committee, March 2006)

HEALTH:

Annual U.S. **health costs** associated with **auto air emissions** estimated at **\$34.2-\$79.8 billion per year.**

(Delucchi, Murphy & McCubbin. 2002., *J. Environ. Manag.* 64.)

ENVIRONMENT:

Socioeconomic and environmental costs of 42,860 **oil spills** (≥ 50 gal.) occurring 1980-2002 in U.S. (EPA jurisdiction) cost **\$63.2 billion (\$2.7 billion/year).**

(Etkin DS. 2004. Modeling Oil Spill Response and Damage Costs.)

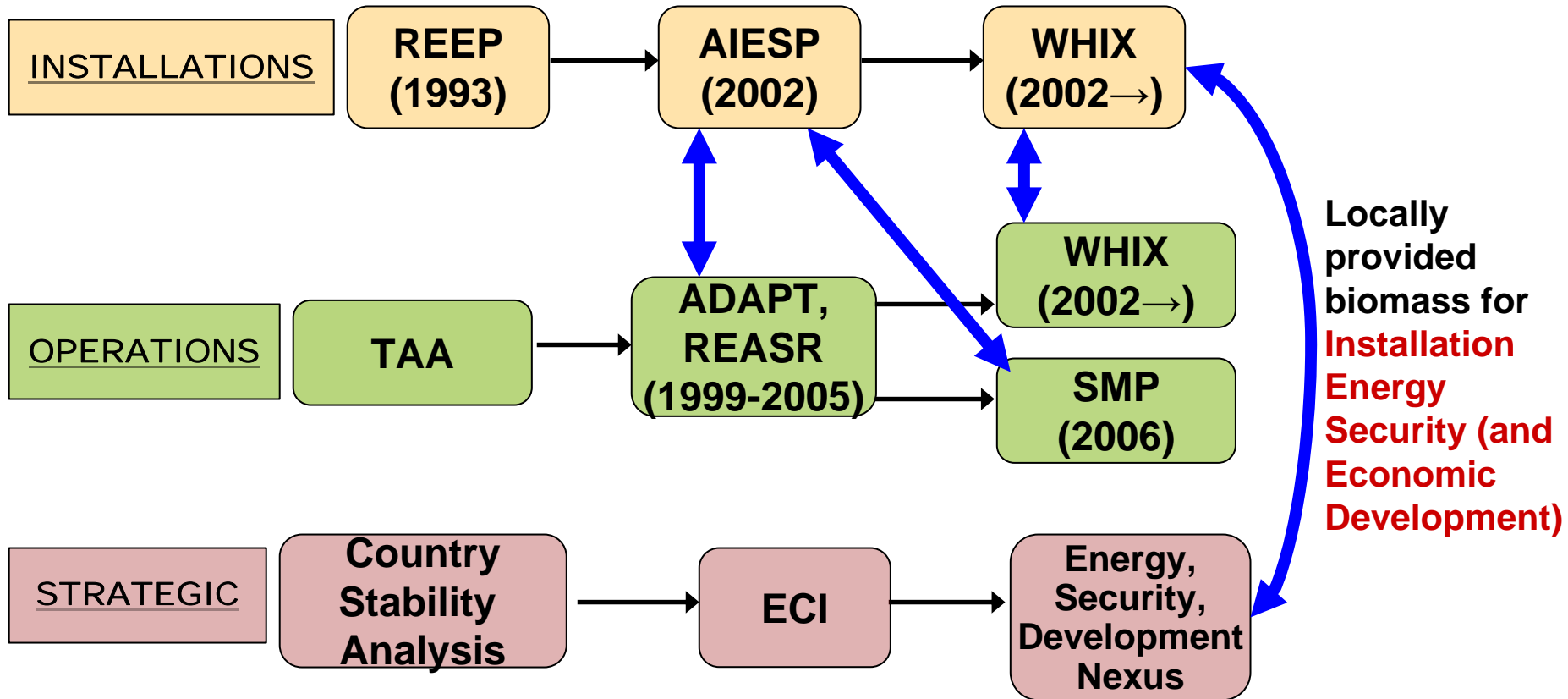
CLIMATE CHANGE:

An estimated **160,000 deaths** were attributable to **climate change in 2000.**

(World Health Organization, 2003.)



Energy Cost-Benefit Analysis for DOD Missions: A Conceptual Framework with Examples





Bottom Line Points

- Energy technologies must work—**lives are at stake**
- Energy security cost-benefit analyses should be done in conjunction with field testing—**increases defensibility**
- Energy security analyses should integrate costs and benefits within and across installation, operational, and strategic missions—**full costs and benefits**
- Information exchange on energy security analysis should occur across Services on a recurring basis—**institutionalize the process.**