



Legislative Branch: FY2014 Appropriations

Ida A. Brudnick
Specialist on the Congress

July 16, 2013

Congressional Research Service

7-5700

www.crs.gov

R43151

Summary

The legislative branch appropriations bill provides funding for the Senate; House of Representatives; Joint Items; Capitol Police; Office of Compliance; Congressional Budget Office (CBO); Architect of the Capitol (AOC); Library of Congress (LOC), including the Congressional Research Service (CRS); Government Printing Office (GPO); Government Accountability Office (GAO); and Open World Leadership Center.

The legislative branch FY2014 budget request of \$4.512 billion was submitted on April 10, 2013. By law, the President includes the requests submitted from the legislative branch in the annual budget without change.

The House and Senate Appropriations Committees' Legislative Branch Subcommittees held hearings to consider the FY2014 legislative branch requests. The House subcommittee held its markup on July 9, 2013, and the Senate Appropriations Committee held a markup on July 11, 2013 (S. 1283, S.Rept. 113-70). No amendments were offered in either markup.

The legislative branch budget has decreased each year since FY2010. The FY2013 act funded legislative branch accounts at the FY2012 enacted level, with some exceptions (also known as "anomalies"), less across-the-board rescissions that applied to all appropriations in the act, and not including sequestration reductions implemented on March 1. The FY2012 level represented a decrease of \$236.9 million (-5.2%) from the FY2011 level, which itself represented a \$125.1 million decrease (-2.7%) from FY2010. P.L. 112-10 (enacted on April 15, 2011) provided \$4.543 billion for FY2011 legislative branch operations. P.L. 111-68 (enacted on October 1, 2009) provided \$4.656 billion for FY2010. The FY2010 Supplemental Appropriations Act (P.L. 111-212) provided an additional \$12.96 million for the Capitol Police.

The smallest of the appropriations bills, the legislative branch comprises approximately 0.4% of total discretionary budget authority.

Contents

Most Recent Developments	5
Prior Year Funding: Figures and Tables	5
Status of FY2014 Appropriations	9
Submission of FY2014 Budget Request on April 10, 2013.....	9
Senate and House Hearings on the FY2014 Budget Requests	9
House Subcommittee Markup	10
Senate Committee Markup	10
FY2014 Legislative Branch Funding Issues	10
Senate	11
Overall Funding.....	11
Senate Committee Funding	11
Senators’ Official Personnel and Office Expense Account	11
House of Representatives	12
Overall Funding.....	12
House Committee Funding.....	12
Members’ Representational Allowance	12
Support Agency Funding.....	13
U.S. Capitol Police.....	13
Architect of the Capitol	14
Congressional Budget Office (CBO)	15
Library of Congress (LOC).....	16
Government Accountability Office (GAO).....	18
Government Printing Office (GPO)	19
Office of Compliance	20
Open World Leadership Center	21
John C. Stennis Center for Public Service Training and Development.....	23

Figures

Figure 1. Legislative Branch as a Proportion of Total Discretionary Budget Authority.....	6
Figure 2. Timing of Legislative Branch Appropriations Bills: FY1993-FY2013	7
Figure 3. FY2012 Legislative Branch Appropriations: Division of Budget Authority	7

Tables

Table 1. Legislative Branch Appropriations, FY2003-FY2012	8
Table 2. Status of Legislative Branch Appropriations, FY2014	9
Table 3. Dates of House and Senate Hearings on Legislative Branch Requests.....	9
Table 4. Legislative Branch Appropriations	25
Table 5. Senate Appropriations	26
Table 6. House of Representatives Appropriations.....	27

Table 7. Capitol Police Appropriations 29
Table 8. Architect of the Capitol Appropriations 29
Table A-1. Overview of Legislative Branch Appropriations: FY1996-FY2013 31

Appendixes

Appendix. Fiscal Year Information and Resources..... 31

Contacts

Author Contact Information..... 33
Acknowledgments 33

Most Recent Developments

The legislative branch budget request of \$4.512 billion, which was included in the President's budget, was submitted to Congress on April 10, 2013.

From February through June 2013, the House and Senate Appropriations Committees' legislative branch subcommittees both held hearings during which Members considered the FY2014 legislative branch requests. The House subcommittee held its markup on July 9, 2013, and ordered the bill reported to the full committee by voice vote. No amendments were offered. The Senate Appropriations Committee held a markup on July 11, 2013. No amendments were offered, and the bill was ordered reported by a roll call vote of 16-14 (S. 1283, S.Rept. 113-70).

Prior Year Funding: Figures and Tables

FY2013 funding was provided by P.L. 113-6, which was signed into law on March 26, 2013. The act funded legislative branch accounts at the FY2012 enacted level, with some exceptions (also known as "anomalies"), and less across-the-board rescissions required by Section 3004 of P.L. 113-6. Section 3004 was intended to eliminate any amount by which the new budget authority provided in the act exceeds the FY2013 discretionary spending limits in Section 251(c)(2) of the Balanced Budget and Emergency Deficit Control Act, as amended by the Budget Control Act of 2011 and the American Taxpayer Relief Act of 2012. Subsequent to the enactment of P.L. 113-6, OMB calculated that additional rescissions of 0.032% of security budget authority, and 0.2% of nonsecurity budget authority, would be required. The act did not alter the sequestration reductions implemented on March 1, which reduced most legislative branch accounts by 5.0%.¹ The accompanying OMB report indicated a dollar amount of budget authority to be canceled in each account containing non-exempt funds.²

Previously, division G of the FY2012 Consolidated Appropriations Act (P.L. 112-74) provided \$4.307 billion for the legislative branch. This level was \$236.9 million (-5.2%) below the FY2011 enacted level. P.L. 112-10 provided \$4.543 billion for legislative branch operations in FY2011. This level represented a \$125.1 million decrease from the \$4.668 billion provided in the FY2010 Legislative Branch Appropriations Act (P.L. 111-68) and the FY2010 Supplemental Appropriations Act (P.L. 111-212). The FY2009 Omnibus Appropriations Act provided \$4.402 billion. In FY2009, an additional \$25.0 million was provided for the Government Accountability Office (GAO) in the American Recovery and Reinvestment Act of 2009.³ P.L. 111-32, the FY2009 Supplemental Appropriations Act, also contained funding for a new Capitol Police radio system (\$71.6 million) and for the Congressional Budget Office (CBO) (\$2.0 million).⁴

¹ White House, President Obama, Sequestration Order for Fiscal Year 2013 Pursuant to Section 251A of the Balanced Budget and Emergency Deficit Control Act, As Amended, March 1, 2013, available at <http://www.whitehouse.gov/sites/default/files/2013sequestration-order-rel.pdf>.

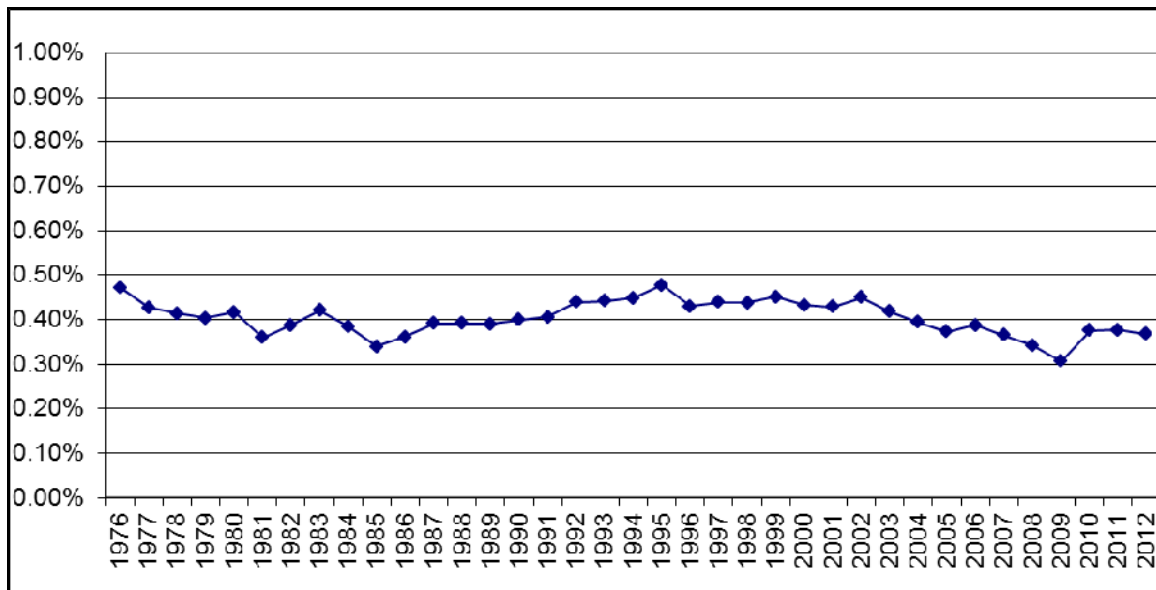
² Executive Office of the President, Office of Management and Budget, *OMB Report to the Congress on the Joint Committee Sequestration for Fiscal Year 2013*, March 1, 2013, http://www.whitehouse.gov/sites/default/files/omb/assets/legislative_reports/fy13ombjcssequestrationreport.pdf.

³ P.L. 111-5, February 17, 2009, 123 Stat. 191.

⁴ U.S. Congress, conference committee, *Making Supplemental Appropriations for the Fiscal Year Ending September 30, 2009, and for Other Purposes*, report to accompany H.R. 2346, 111th Cong., 1st sess., H.Rept. 111-151 (continued...)

Figure 1 compares legislative branch discretionary budget authority with total discretionary budget authority from FY1976-FY2012. It shows the legislative branch as a proportion of total discretionary budget authority over this period has remained relatively stable at approximately 0.4%. The highest proportional full-year level, 0.48%, was in FY1995, and the lowest, 0.31%, was in FY2009. **Figure 2** shows the timing of legislative branch appropriations actions, including the issuance of House and Senate reports, bill passage, and enactment, from FY1993-FY2013. It also indicates when the legislative branch bill has been enacted as a stand-alone measure and when it was enacted as a part of a consolidated or omnibus measure. **Figure 3** demonstrates the division of budget authority across the legislative branch in FY2012. **Table 1** provides additional information on legislative branch funding provided in annual and supplemental appropriations acts.

Figure 1. Legislative Branch as a Proportion of Total Discretionary Budget Authority
(percentage by fiscal year, FY1976-FY2012)



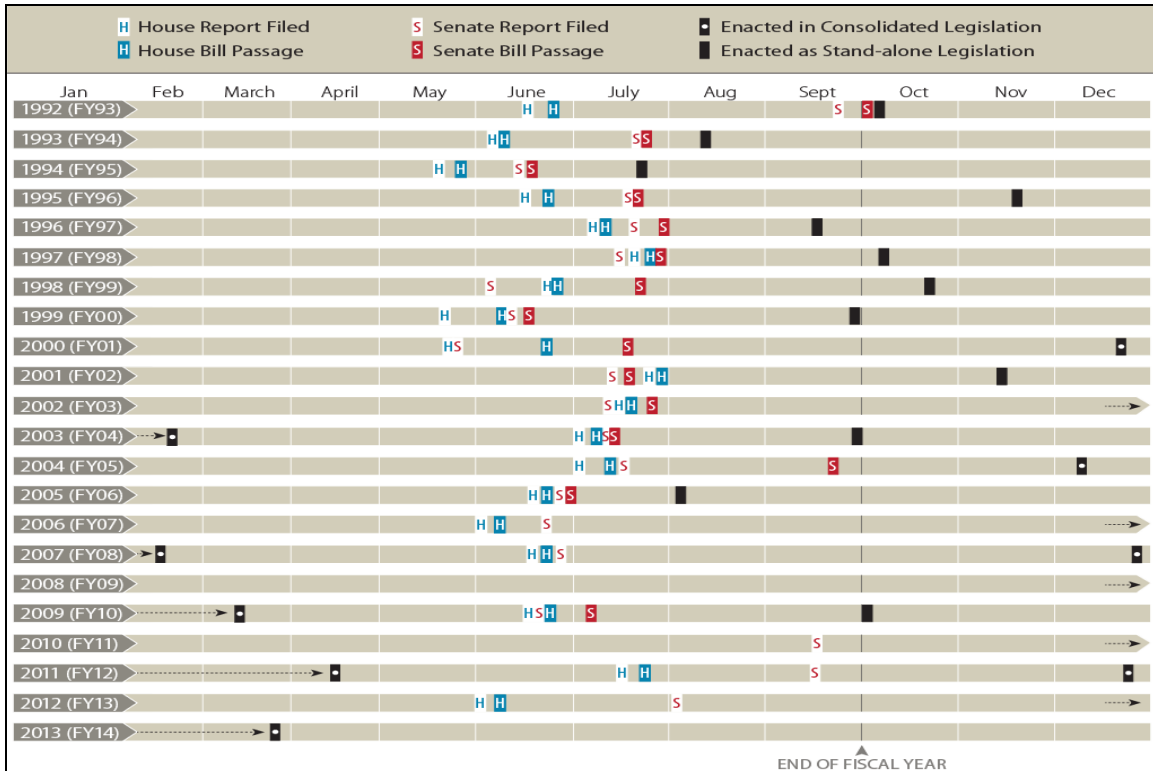
Source: Calculations by CRS with data from Office of Management and Budget (OMB), Historical Tables, *Budget of the United States Government, FY2014, Table 5.4—Discretionary Budget Authority By Agency: 1976–2018*; available at <http://www.whitehouse.gov/omb/budget/Historicals>.

Notes: The table has some limitations, since the OMB data do not completely align with items funded in the annual and supplemental legislative branch appropriations acts. The differences may be partially traced to the definition of “legislative branch” in the OMB Public Budget Database “user’s guide.” Some entities regularly included with the legislative branch in many OMB budget documents, like the United States Tax Court and some Legislative Branch Boards and Commissions, are not funded through the annual legislative branch appropriations acts. Consequently, an examination of the discretionary budget authority listed in the *Historical Tables* reveals some differences with the reported total budget authority provided in the annual legislative branch appropriations acts. The difference in legislative branch budget authority resulting from the different definitions of the legislative branch in the OMB budget documents and in the appropriations acts, however, does not represent a large difference in the proportion of total discretionary budget authority.

(...continued)

(Washington: GPO, 2009), p. 117.

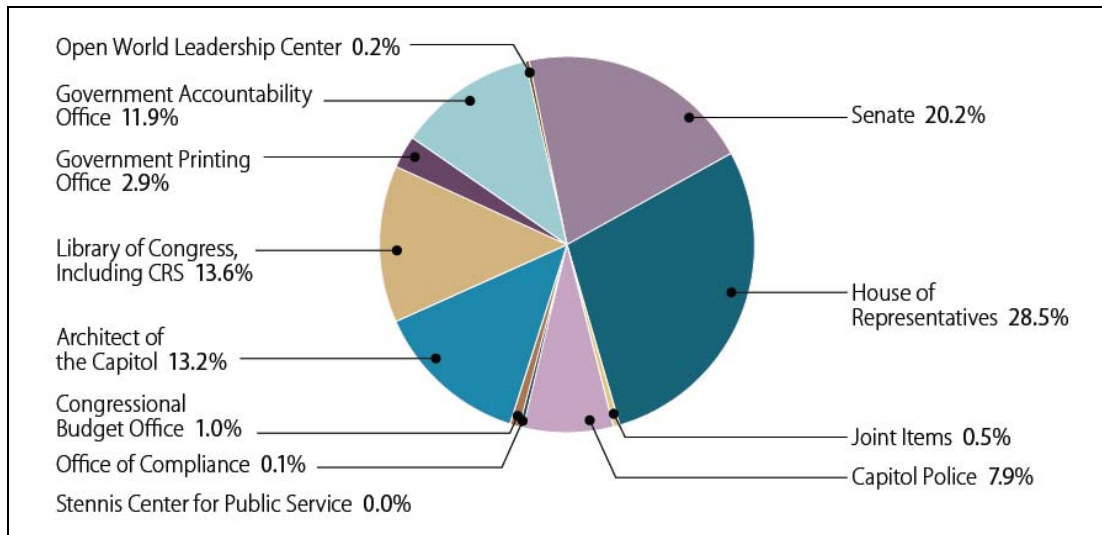
Figure 2. Timing of Legislative Branch Appropriations Bills: FY1993-FY2013



Source: Congressional Research Service.

Notes: When House and Senate action occurs on the same date, the House is shown first. The FY2010 Legislative Branch Appropriations Act (P.L. 111-68) is listed in this figure as stand-alone legislation (Division A), although it was also the vehicle for a continuing appropriations resolution (Division B).

Figure 3. FY2012 Legislative Branch Appropriations: Division of Budget Authority



Source: P.L. 112-74, calculations by the Congressional Research Service.

Notes: Total does not include offsetting collections or authority to spend receipts. Percentages may not equal 100% due to rounding.

Table I. Legislative Branch Appropriations, FY2003-FY2012
(budget authority in billions of dollars)

Fiscal Year	2003	2004	2005	2006	2007	2008	2009	2010	2011	2012
Current Dollars	3.461 ^a	3.528 ^b	3.640 ^c	3.793 ^d	3.852 ^e	3.970	4.501 ^f	4.669 ^g	4.543 ^h	4.307
Constant Dollars	4.292	4.266	4.263	4.300	4.257	4.236	4.776	4.886	4.654	4.307

Source: Congressional Research Service.

Notes: These figures exclude permanent budget authorities and contain supplementals and rescissions. Permanent budget authorities, including funding for Member pay, are not included in the annual legislative branch appropriations bill but are automatically funded each year. Constant 2012 dollars calculated using the “Total Non-Defense” deflator in *Table 10.1—Gross Domestic Product and Deflators Used in the Historical Tables: 1940–2018* in the President’s budget.

- a. This number contains appropriations provided by P.L. 108-7 (the FY2003 Omnibus Appropriations Act), and \$11.0 million for the House of Representatives, \$37.74 million for the Capitol Police, \$111,000 for the Office of Compliance, \$1.1 million for the Capitol Building, \$22.68 million for the Capitol Power Plant, \$40.14 million for the Capitol Police Buildings and Grounds, \$5.5 million for Library of Congress Salaries and Expenses, \$1.86 million for the Congressional Research Service, and \$4.85 million for the General Accounting Office, in supplemental appropriations, as well as a general provision, provided by P.L. 108-11 (the Emergency Wartime Supplemental Appropriations Act, 2003).
- b. This figure contains appropriations provided by P.L. 108-83 (the FY2004 Legislative Branch Appropriations Act). Additional FY2004 provisions which did not contain appropriations were contained in P.L. 108-199 (the FY2004 Consolidated Appropriations Act).
- c. This number contains appropriations provided by P.L. 108-447 (the Consolidated Appropriations Act, FY2005, adjusted by a 0.80% rescission also contained in P.L. 108-447), and P.L. 109-13 (the FY2005 Emergency Supplemental Appropriations Act).
- d. This number contains appropriations provided by P.L. 109-55 (the FY2006 Legislative Branch Appropriations Act, adjusted by a 1.0% rescission contained in P.L. 109-148), and P.L. 109-234 (the FY2006 Emergency Supplemental Appropriations Act).
- e. This number contains appropriations provided by P.L. 110-5 (the Revised Continuing Appropriations Resolution, 2007), and funding for the House of Representatives, Government Accountability Office, U.S. Capitol Police, Architect of the Capitol, and gratuity payments provided in P.L. 110-28 (the U.S. Troop Readiness, Veterans’ Care, Katrina Recovery, and Iraq Accountability Appropriations Act, 2007).
- f. This number contains appropriations provided by P.L. 110-161 (the FY2009 Omnibus Appropriations Act), \$25.0 million for the Government Accountability Office provided by P.L. 111-5 (the American Recovery and Reinvestment Act of 2009), and \$73.6 million provided by P.L. 111-32 for the U.S. Capitol Police and the Congressional Budget Office (the Supplemental Appropriations Act, 2009).
- g. This number contains appropriations provided by P.L. 111-68 (the FY2010 Legislative Branch Appropriations Act), and \$12.96 million in supplemental appropriations provided for the U.S. Capitol Police in P.L. 111-212 (the Supplemental Appropriations Act, 2010).
- h. This number does not include scorekeeping adjustment.

Status of FY2014 Appropriations

Table 2. Status of Legislative Branch Appropriations, FY2014

Committee Markup		Conference Report Approval							
House	Senate	House Report	House Passage	Senate Report	Senate Passage	Conference Report	House	Senate	Public Law
	7/11/2013			S.Rept. 113-70 (7/11/13)					

Source: Congressional Research Service.

Note: In recent years, the House has held a subcommittee markup, while the Senate has held a markup for the legislative branch only at the full committee level. The House subcommittee markup was held on July 9, 2013.

Submission of FY2014 Budget Request on April 10, 2013

The *FY2014 U.S. Budget* submitted on April 10, 2013, contained a request for \$4.512 billion in new budget authority for legislative branch activities.⁵

By law, the legislative branch request is submitted to the President and included in the budget without change.⁶

Senate and House Hearings on the FY2014 Budget Requests

Table 3 lists the dates of hearings of the Legislative Branch Subcommittees in 2013. Prepared statements of witnesses are available on the subcommittee websites.⁷

Table 3. Dates of House and Senate Hearings on Legislative Branch Requests

	House of Representatives	Senate
Senate	—	June 6, 2013
House of Representatives	March 19, 2013	—

⁵ Office of Management and Budget, *Analytical Perspectives, Budget of the United States Government, FY2014*, Table 32-1, “Federal Programs by Agency and Account” (Washington: GPO, 2013), pp. 2-16; and Office of Management and Budget, *Appendix, Budget of the United States Government, FY2014* (Washington: GPO, 2013), pp. 13-45.

⁶ Pursuant to 31 U.S.C. 1105, “Estimated expenditures and proposed appropriations for the legislative branch and the judicial branch to be included in each budget ... shall be submitted to the President ... and included in the budget by the President without change.” Division C of the FY2012 Consolidated Appropriations Act (P.L. 112-74) added language to 31 U.S.C. 1107 relating to budget amendments, stating: “The President shall transmit promptly to Congress without change, proposed deficiency and supplemental appropriations submitted to the President by the legislative branch and the judicial branch.”

⁷ For House subcommittee witness statements, see <http://appropriations.house.gov/files/?CategoryID=34776>.

For Senate subcommittee witness statements and webcasts, see <http://www.appropriations.senate.gov/ht-legislative.cfm>.

	House of Representatives	Senate
Capitol Police	April 10, 2013	June 6, 2013
Office of Compliance	—	—
Congressional Budget Office	February 27, 2013	May 21, 2013
Architect of the Capitol	March 5, 2013	June 6, 2013
Library of Congress, including the Congressional Research Service	February 27, 2013	May 7, 2013
Government Printing Office	February 26, 2013	May 21, 2013
Government Accountability Office	February 26, 2013	May 21, 2013
Open World Leadership Center	March 5, 2013	May 7, 2013
Members/Public Witnesses	— ^a	—

Source: Congressional Research Service.

Note:

- a. The House subcommittee announced that it would be accepting testimony for the record from Members and outside witnesses through March 29, 2013.

House Subcommittee Markup

On July 9, 2013, the House subcommittee met to mark up the FY2014 bill. The mark would provide \$3.2 billion (not including Senate items, which are determined by the Senate). No amendments were offered, and it was reported to the full committee by voice vote.⁸

Senate Committee Markup

The Senate committee held its markup of the FY2014 bill on July 11, 2013. The bill would provide \$2.978 billion (not including House items, which are determined by the House). No amendments were offered, and the bill was ordered reported by a roll call vote of 16-14 (S. 1283, S.Rept. 113-70).

FY2014 Legislative Branch Funding Issues

The following sections discuss the various legislative branch accounts as well as issues discussed during the hearings on the budget requests.

⁸ The subcommittee draft is available at <http://appropriations.house.gov/uploadedfiles/bills-113hr-sc-ap-fy2014-legbranch-legbranch.pdf>.

Senate

Overall Funding

The Senate requested \$892.1 million for FY2014. The Senate reported bill contains \$871.99 million.

The FY2012 level of \$868.6 million represented a decrease of \$45.6 million (-5.0%) from the \$914.2 million provided in FY2011, and the FY2011 level itself represented a reduction of \$12.0 million (-1.3%) from the FY2010 level of \$926.2 million.

Additional information on the Senate account is presented in **Table 5**.

Senate Committee Funding

Appropriations for Senate committees are contained in two accounts:⁹

- The *inquiries and investigations account* contains funds for all Senate committees except Appropriations. The Senate requested \$134.0 million for inquiries and investigations, the level provided by the Senate report. The FY2012 level of \$131.3 million was a decrease of \$8.9 million (-6.4%) from the \$140.2 million provided in FY2011 and FY2010.
- The *Committee on Appropriations account* contains funds for the Senate Appropriations Committee. The Senate requested \$15.14 million, and the Senate report would provide \$15.06 million. The FY2012 enacted level was \$14.9 million.

Senators' Official Personnel and Office Expense Account

The Senators' Official Personnel and Office Expense Account (SOPOEA) provides each Senator with funds to administer an office. It consists of an administrative and clerical assistance allowance, a legislative assistance allowance, and an official office expense allowance. The funds may be used for any category of expenses, subject to limitations on official mail.

The Senate requested, and the committee report would provide, \$394.2 million for FY2014.

The FY2012 level of \$396.2 million represented a decrease of \$13.0 million (-3.2%) from the FY2011 level of \$409.2 million. The FY2012 decrease followed a decrease in FY2011 of \$12.8 million (-3.0%) from the FY2010 level of \$422.0 million.¹⁰

⁹ For additional information on committee funding, see CRS Report R40424, *Senate Committee Expenditures Resolutions, 113th Congress, and Funding Authorizations Since 1999*, by Matthew E. Glassman.

¹⁰ The numbers above are for the SOPOEA for all Senators. The FY2011 act (P.L. 112-10) also contained language relating to the individual allowances for each Senator, stating, "each Senator's official personnel and office expense allowance (including the allowance for administrative and clerical assistance, the salaries allowance for legislative assistance to Senators, as authorized by the Legislative Branch Appropriation Act, 1978 (P.L. 95-94), and the office expense allowance for each Senator's office for each State) in effect immediately before the date of enactment of this section shall be reduced by 5 percent." In addition to the overall account level, the Senate reports accompanying the (continued...)

House of Representatives

Overall Funding

The House requested \$1.233 billion for FY2014. The House subcommittee mark would provide \$1.172 billion.

The FY2012 level of \$1.226 billion represented a decrease of \$85.7 million (-6.5%) from the FY2011 level of \$1.311 billion. The FY2011 level represented a decrease of \$57.6 million (-4.2%) from the FY2010 level of \$1.369 billion.

Additional information on headings in the House of Representatives account is presented in **Table 6**.

House Committee Funding¹¹

Funding for House committees is contained in the appropriation heading “committee employees,” which comprises two subheadings.

The first subheading contains funds for personnel and nonpersonnel expenses of House committees, except the Appropriations Committee, as authorized by the House in a committee expense resolution. The House requested \$126.7 million, and the House subcommittee mark would provide \$119.4 million. The FY2012 level of \$126.0 million was a decrease of \$8.6 million from the \$134.5 million provided for FY2011. The FY2011 level was a decrease of \$5.3 million from the \$139.9 million provided in FY2010.

The second subheading contains funds for the personnel and nonpersonnel expenses of the Committee on Appropriations. The FY2014 request would provide \$26.8 million, and the subcommittee mark would provide \$25.3 million. The FY2012 level of \$26.7 million was a decrease of \$1.8 million from the FY2011 level of \$28.5 million, which was a decrease of \$2.8 million from the FY2010 level of \$31.3 million.

Members’ Representational Allowance¹²

The Members’ Representational Allowance (MRA) is available to support Members in their official and representational duties. For FY2014, \$577.5 million was requested, and the subcommittee mark would provide \$543.9 million. The \$573.9 million provided in FY2012 was \$39.1 million less than the \$613.1 million provided in FY2011. The FY2011 level was a decrease of nearly \$47.0 million from the \$660.0 million provided in FY2010.

(...continued)

legislative branch bill generally provide preliminary information on the allocation for Senators from each state. For example, see U.S. Congress, Senate Committee on Appropriations, Legislative Branch Appropriations, 2013, report to accompany H.R. 5882, 112th Cong., 2nd sess., S.Rept. 112-197 (Washington: GPO, 2012), pp. 20-21.

¹¹ For additional information on committee funding, CRS Report RL32794, *House Committee Funding Requests and Authorizations, 104th-113th Congresses*, by Matthew E. Glassman.

¹² For additional information, see CRS Report R40962, *Members’ Representational Allowance: History and Usage*, by Ida A. Brudnick.

Support Agency Funding

U.S. Capitol Police

The U.S. Capitol Police (USCP) are responsible for the security of the Capitol Complex including the U.S. Capitol, the House and Senate office buildings, the U.S. Botanic Garden, and the Library of Congress buildings and adjacent grounds.

The USCP requested \$363.3 million for FY2014. The House subcommittee mark would provide \$329.7 million, and the Senate reported bill would provide \$338.5 million.

Previously, the FY2012 Consolidated Appropriations Act provided \$340.1 million, the same level as for FY2011.

Additional information on the USCP is presented in **Table 7**.

Appropriations for the police are contained in two accounts—a *salaries account* and a *general expenses account*. The salaries account contains funds for the salaries of employees; overtime pay; hazardous duty pay differential; and government contributions for employee health, retirement, Social Security, professional liability insurance, and other benefit programs. The general expenses account contains funds for expenses of vehicles; communications equipment; security equipment and its installation; dignitary protection; intelligence analysis; hazardous material response; uniforms; weapons; training programs; medical, forensic, and communications services; travel; relocation of instructors for the Federal Law Enforcement Training Center; and other administrative and technical support, among other expenses.

- Salaries—The Capitol Police requested \$297.9 million for salaries. The House subcommittee mark would provide \$274.5 million, and the Senate reported bill would provide \$281.5 million.
- General Expenses—The Capitol Police requested \$65.4 million for general expenses. The House subcommittee mark would provide \$55.2 million, and the Senate reported bill would provide \$57.0 million.

Another appropriation relating to the Capitol Police appears within the Architect of the Capitol account for Capitol Police buildings and grounds. The FY2014 request contains \$26.9 million, the House subcommittee mark would provide \$18.9 million, and the Senate reported bill would provide \$21.3 million. Previously, \$21.5 million was provided in FY2012, and the FY2011 enacted level was nearly \$27.0 million.

Administrative Provisions

The Capitol Police requested administrative provisions providing authority to transfer between salaries and expenses (Section 1101) and making “available balances of expired United States Capitol Police appropriations” available for “deposit to the credit of the Employees’ Compensation Fund required by section 8147(b) of title 5, United States Code” (Section 1102). Both of these provisions previously were included in the FY2013 House-passed and Senate-reported bills. The FY2014 House subcommittee draft and the Senate reported bill included both provisions.

Highlights of the House and Senate Hearings on the FY2014 Budget of the U.S. Capitol Police

On April 10, 2013, the House subcommittee discussed the Capitol Police training requests, radio modernization program, district office security, door closures, overtime use, discrimination complaints, and the Capitol Police Board.

At a hearing on June 6, 2013, the Senate subcommittee discussed the effects of sequestration.

Architect of the Capitol

The Architect of the Capitol (AOC) is responsible for the maintenance, operation, development, and preservation of the United States Capitol Complex, which includes the Capitol and its grounds, House and Senate office buildings, Library of Congress buildings and grounds, Capitol power plant, Botanic Garden, Capitol Visitor Center, and Capitol Police buildings and grounds. The Architect is responsible for the Supreme Court buildings and grounds, but appropriations for their expenses are not contained in the legislative branch appropriations bill.

Overall Funding Levels

Operations of the Architect are funded in the following 10 accounts: general administration, Capitol building, Capitol grounds, Senate office buildings, House office buildings, Capitol power plant, Library buildings and grounds, Capitol Police buildings and grounds, Capitol Visitor Center, and Botanic Garden.

The Architect requested \$681.7 million for FY2014. The House subcommittee mark would provide \$507.99 million, not including funding for the Senate office buildings. The Senate reported bill would provide \$468.9 million, not including funding for House office buildings.

The FY2012 level of \$567.5 million represented a decrease of \$32.9 million (-5.5%) from the FY2011 enacted level of \$600.4 million (not including a rescission of \$14.6 million in unobligated amounts of prior year appropriations for the Capitol Visitor Center contained in the FY2011 act). The FY2011 level represented a decrease of \$1.2 million (-0.2%) from the \$601.6 million provided in FY2010. In FY2010, a 21.7% increase (or \$644.6 million) was requested, and a 13.6% increase was provided (\$601.6 million).¹³ In FY2009, a 55.4% increase (\$642.7 million) was requested, and a 28% increase (\$529.6 million) was provided. The FY2008 budget authority (\$413.5 million) represented a decrease of 8.1% from the \$449.9 million (including supplemental appropriations) provided in FY2007.

The FY2014 request for each of the AOC accounts is presented in **Table 8**.

¹³ Under the Capitol Visitor Center Act of 2008 (P.L. 110-437), funding for the Capitol Guide Service was transferred to the Architect of the Capitol.

Administrative Provision

The House subcommittee draft contains administrative provisions requiring a semiannual report of disbursements and related to the use of 501 First Street, S.E. The Senate reported bill contains a provision extending a law related to the collection and sale of recyclable materials.

Highlights of the House and Senate Hearings on the FY2014 Budget of the Architect of the Capitol

Among the items discussed at the House subcommittee hearing on March 5, 2013, were funding for the Capitol Dome rehabilitation project, the prioritization of projects, transfer authority provided in FY2013, plans for the renovation of the Cannon House Office Building and the condition of the Rayburn building, the effect of the sequester on overtime work, plans for the House page dorm, and the restoration of the Summerhouse on the West Front Lawn of the U.S. Capitol.

At a hearing on June 6, 2013, the Senate subcommittee discussed the effects of sequestration, the restoration of the Capitol Dome, and the prioritization of projects.

Congressional Budget Office (CBO)

CBO is a nonpartisan congressional agency created to provide objective economic and budgetary analysis to Congress. CBO cost estimates are required for any measure reported by a regular or conference committee that may vary revenues or expenditures.¹⁴

CBO requested \$45.7 million for FY2014. The House subcommittee mark would provide \$41.5 million, and the Senate reported bill would provide \$45.7 million.

The FY2012 level of \$43.8 million represented a decrease of 6.4% from the FY2011 level of \$46.8 million. CBO received \$45.2 million for FY2010; \$44.1 million was provided in the FY2009 Omnibus Appropriations Act (P.L. 111-8), and \$2.0 million, to remain available through FY2010, was provided in the FY2009 Supplemental Appropriations Act (P.L. 111-32).

Administrative Provisions

CBO has requested two administrative provisions for FY2014. The requested provisions would

1. allow CBO's appropriation to be used to pay the compensation of certain employees with non-immigrant visas, a provision also requested in FY2012 and FY2013, and
2. allow CBO to accept the use of voluntary student services as part of an agency program established for the purpose of providing educational experiences for the students, a provision also requested in FY2013. The House subcommittee draft included this provision.

¹⁴ The Congressional Budget Office is required to use estimates provided by the Joint Committee on Taxation for all revenue legislation (Balanced Budget and Emergency Deficit Control Act of 1985, P.L. 99-177, §273, 99 Stat. 1098, December 12, 1985; 2 U.S.C. §621 (et seq.)).

Highlights of the House and Senate Hearings on the FY2014 Budget of CBO

At the House hearing on February 27, 2013, the subcommittee discussed the impact of sequestration and findings and projections in recent CBO products.

Among the items discussed at the May 21, 2013, Senate subcommittee hearing were the number of requests received by CBO, its methodologies, and staffing levels with sequestration.

Library of Congress (LOC)

The Library of Congress serves simultaneously as Congress's parliamentary library and the de facto national library of the United States. Its broader services to the nation include the acquisition, maintenance, and preservation of a collection of more than 155 million items¹⁵ in a wide range of traditional and new media; service to the general public and scholarly and library communities; administration of U.S. copyright laws by its Copyright Office; and, administration of a national program to provide reading material to the blind and physically handicapped. Its direct services to Congress include the provision of legal research and law-related services by the Law Library of Congress, and a broad range of activities by the Congressional Research Service (CRS), including in-depth and nonpartisan public policy research, analysis, and legislative assistance for Members and committees and their staff; congressional staff training; information and statistics retrieval; and continuing legal education for Members of both chambers and congressional staff.

The Library requested \$608.7 million for FY2014. The House subcommittee mark would provide \$557.9 million, and the Senate reported bill would provide \$600.9 million.

The FY2012 level of \$587.3 million represented a decrease of \$41.3 million (-6.6%) from the FY2011 level of \$628.7 million. The FY2011 level represented a decrease of \$14.7 million (-2.3%) from the \$643.3 million provided in FY2010. The FY2010 level represented an increase of 6.0% over the FY2009 level of \$607.1 million,¹⁶ and the FY2009 level represented an increase of approximately 7.8% over the \$563.0 million provided in the FY2008 Consolidated Appropriations Act. These figures do not include additional authority to spend receipts.¹⁷

The FY2014 budget contains the following headings:

- Salaries and expenses—The Library requested \$427.5 million (not including \$6.35 million in authority to spend receipts). The House subcommittee mark would provide \$392.1 million. The Senate reported bill would provide \$421.6 million. The FY2012 level of \$413.7 million (not including \$6.35 million in authority to spend receipts) represented a decrease of \$18.0 million (-4.2%) from the FY2011 level of \$431.8 million. The FY2011 level was an \$8.0 million decrease (-1.8%) from the \$439.8 million provided for FY2010.

¹⁵ Figure obtained from the *Annual Report of the Librarian of Congress for Fiscal Year 2012*, Library of Congress, Washington, DC, 2013, p. 5. Available at <http://www.loc.gov/about/reports/>.

¹⁶ This percentage is not adjusted for non-recurring costs, including the transfer of the Library of Congress Police to the Capitol Police.

¹⁷ An example of receipts are fees paid to the LOC for copyright registration.

- Copyright Office—The Library requested \$19.3 million for the copyright office. The House subcommittee mark would provide \$16.6 million. The Senate reported bill would provide \$19.0 million. The FY2012 level of \$16.1 million represented a decrease of \$1.7 million (-9.5%). The FY2011 level of \$17.8 million was a decrease of \$3.0 million (-14.6%) from the \$20.9 million provided for FY2010. These levels do not include authority to spend receipts.
- Congressional Research Service—The FY2014 request contained \$109.98 million for CRS, and the House subcommittee mark would provide \$101.2 million. The Senate reported bill would provide \$108.8 million. The FY2012 level of \$106.8 million represented a decrease of \$4.2 million (-3.8%) from the FY2011 level of \$111.0 million. The FY2011 level was a decrease of \$1.5 million (-1.3%) from the \$112.5 million provided for FY2010.
- Books for the Blind and Physically Handicapped—The Library requested \$51.9 million, and the House subcommittee mark would provide \$48.0 million. The Senate reported bill would provide \$51.4 million. The FY2012 level of \$50.7 million represented a decrease of \$17.4 million (-25.5%) from the \$68.0 million provided for FY2011. The FY2011 level was a decrease of \$2.1 million (-3.0%) from the \$70.2 million provided for FY2010.

The Architect's budget also contains funds for the Library buildings and grounds. The FY2014 request includes \$77.0 million. The House subcommittee mark would provide \$47.9 million. The Senate reported bill would provide \$64.2 million. The FY2012 Consolidated Appropriations Act provided \$46.9 million, an increase of \$1.2 million (2.6%) from the \$45.7 million provided for FY2011. The FY2011 level represented a 0.2% reduction (-\$92,000) from the \$45.8 million provided for Library buildings and grounds in FY2010.

Administrative Provisions

The Library requested authority to obligate funds for reimbursable and revolving fund activities and transfer authority. The House subcommittee draft and the Senate reported bill both contain these provisions.

Highlights of the House and Senate Hearings on the FY2014 Budget of the Library of Congress

At a hearing on February 27, 2013, the House subcommittee addressed the effects of sequestration, the number of congressional requests, exchanges with international libraries, fee structures for certain services, the request for Ft. Meade Module 5 storage, and plans for the Twitter archive.

At a hearing on May 7, 2013, the Senate subcommittee asked about the number of requests from Congress, core services of the Library, and sequestration.

Government Accountability Office (GAO)

GAO responds to requests for studies of federal government programs and expenditures. GAO may also initiate its own work.¹⁸ Formerly the General Accounting Office, the agency was renamed the Government Accountability Office effective July 7, 2004.

GAO requested \$524.3 million for FY2014, not including offsetting collections. The House subcommittee mark would provide \$486.2 million. The Senate reported bill would provide \$505.4 million.

Previously, the FY2013 Consolidated and Further Continuing Appropriations Act contained an anomaly for GAO, providing it with \$506.3 million, not including sequestration or the across-the-board rescission. The FY2012 level of \$511.3 million represented a decrease of \$34.96 million (-6.4%) from the \$546.3 million provided for FY2011. The FY2011 level was a decrease of \$10.6 million (-1.9%) from the \$556.9 million GAO received in FY2010. GAO received \$531.0 million in the FY2009 Omnibus Appropriations Act and an additional \$25.0 million in P.L. 111-5 to cover responsibilities under the American Recovery and Reinvestment Act of 2009. These levels do not include offsetting collections.¹⁹

Administrative Provision

In addition to a provision related to deposits for the Employees' Compensation Fund (provided in P.L. 113-6), GAO requested language related to the collection of fees for filing protests and changing certain reports required under the American Recovery and Reinvestment Act from bimonthly to annual. The House subcommittee draft and the Senate report both contain a provision related to the collection of fees related to the establishment and operation of an electronic filing and document dissemination system for protests.

Highlights of House and Senate Hearings on the FY2014 Budget of the GAO

At the House hearing on February 26, 2013, the subcommittee discussed issues including the number of requests accepted by GAO, sequestration plans, the size of GAO, statutory reporting requirements, and savings achieved from GAO recommendations.

The Senate subcommittee met on May 21, 2013, and discussed the number of requests received from Congress, performance management, and tracking agency implementation of GAO recommendations.

¹⁸ GAO's guidelines for initiating studies are contained in U.S. Government Accountability Office, *GAO's Congressional Protocols*, GAO-04-310G (Washington: GAO, 2004). Posted on the website of the Government Accountability Office at <http://www.gao.gov/special.pubs/d04310g.pdf>.

¹⁹ Offsetting collections include funds derived from reimbursable audits and rental of space in the GAO building.

Government Printing Office (GPO)²⁰

GPO requested \$128.5 million for FY2014. The House subcommittee mark would provide \$115.1 million. The Senate reported bill would provide \$119.3 million.

Previously, the FY2013 Consolidated and Further Continuing Appropriations Act contained an anomaly for GPO, providing it with \$119.1 million, not including sequestration or the across-the-board rescission. The FY2012 level of \$126.2 million represented a decrease of \$8.9 million (-0.6%) from the \$135.1 million provided for FY2011, which was a decrease of \$12.4 million (-8.4%) from the \$147.5 million for FY2010. The FY2010 level represented an increase of \$6.9 million (4.9%) over the \$140.6 million provided in the FY2009 Omnibus Appropriations Act. The FY2009 level represented an increase of \$15.9 million (12.7%) over the \$124.7 million provided in the FY2008 Consolidated Appropriations Act.

GPO's budget authority is contained in three accounts: (1) congressional printing and binding, (2) Office of Superintendent of Documents (salaries and expenses), and (3) the revolving fund.

- Congressional printing and binding—GPO requested \$79.7 million, equivalent to the amount provided in the House subcommittee mark and the Senate reported bill. The FY2012 level of \$90.7 million represented a decrease of \$2.9 million (-3.1%) from the \$93.6 million provided for FY2011. The FY2010 appropriations act provided \$93.8 million.
- Office of Superintendent of Documents (salaries and expenses)—GPO requested \$35.8 million. The House subcommittee mark would provide \$31.4 million. The Senate reported bill would provide \$31.5 million. FY2012 level of \$35.0 million was a decrease of \$4.8 million (-12.1%) from the \$39.8 million provided for FY2011. The FY2010 appropriations act provided \$40.9 million.
- Revolving fund—The revolving fund supports the operation and maintenance of the Government Printing Office.²¹ GPO requested \$12.9 million. The House subcommittee mark would provide \$3.97 million. The Senate reported bill would provide \$8.1 million. Previously, an anomaly in the FY2013 CR provided \$4.0 million (not including the sequestration reductions or the rescission), \$500,000 was provided in FY2012, the FY2011 act provided \$1.66 million, and the FY2010 act provided \$12.8 million for the revolving fund.

The congressional printing and binding account pays for expenses of printing and binding required for congressional use, and for statutorily authorized printing, binding, and distribution of government publications for specified recipients at no charge. Included within these publications are the *Congressional Record*; *Congressional Directory*; Senate and House Journals; memorial addresses of Members; nominations; *U.S. Code* and supplements; serial sets; publications printed without a document or report number, for example, laws and treaties; envelopes provided to Members of Congress for the mailing of documents; House and Senate business and committee calendars; bills, resolutions, and amendments; committee reports and prints; committee hearings; and other documents.

²⁰ For additional information on GPO, see CRS Report R40897, *Congressional Printing: Background and Issues for Congress*, by R. Eric Petersen and Amber Hope Wilhelm.

²¹ For additional information, see CRS Report R40939, *Legislative Branch Revolving Funds*, by Ida A. Brudnick and Jacob R. Straus.

The Office of Superintendent of Documents account funds the mailing of government documents for Members of Congress and federal agencies, as statutorily authorized; the compilation of catalogs and indexes of government publications; and the cataloging, indexing, and distribution of government publications to the Federal Depository and International Exchange libraries, and to other individuals and entities, as authorized by law.

Highlights of House and Senate Hearings on the FY2014 Budget of the Government Printing Office

The House subcommittee met on February 26, 2013, to discuss GPO's FY2014 budget request. The topics discussed included sequestration preparations, the revolving fund, contracts with vendors, equal employment opportunity complaints, the use of GPO mobile applications, changes to the printing industry, and passport production.

The Senate subcommittee held its FY2013 budget request hearing on May 21, 2013, discussing the operation and use of GPO's revolving fund, as well as GPO's response to recommendations in the study of GPO performed by the National Academy of Public Administration (NAPA).²²

Office of Compliance

The Office of Compliance is an independent and nonpartisan agency within the legislative branch. It was established to administer and enforce the Congressional Accountability Act, which was enacted in 1995.²³ The act applies various employment and workplace safety laws to Congress and certain legislative branch entities.²⁴

The Office of Compliance requested \$4.5 million for FY2014. The House subcommittee mark would provide \$3.6 million. The Senate reported bill would provide \$3.9 million.

The FY2012 level represented a decrease of \$260,000 (-6.4%) from the \$4.08 million provided in P.L. 112-10 for FY2011. The FY2011 level represented a decrease of \$300,000 (-6.9%) from the \$4.4 million provided in FY2010. The FY2010 level represented an increase of 7.5% from the \$4.1 million provided in the FY2009 Omnibus, which was an increase of 21.8% over the FY2008 level of \$3.3 million.

²² The study is available at <http://www.napawash.org/publications/rebooting-the-government-printing-office-keeping-america-informed-in-the-digital-age/>

²³ P.L. 104-1, 109 Stat. 3, January 23, 1995. The act, as amended, applies 12 civil rights, labor, and workplace safety laws to Congress and certain legislative branch agencies. These laws are the Age Discrimination in Employment Act, Americans with Disabilities Act, Title VII of the Civil Rights Act of 1964, Employee Polygraph Protection Act, Fair Labor Standards Act, Family and Medical Leave Act, Federal Services Labor-Management Relations Act, Occupational Safety and Health Act of 1970, Rehabilitation Act of 1970, Veterans' employment and reemployment rights at Chapter 43 of Title 38 of the *U.S. Code*, Worker Adjustment and Retraining Act, and Veterans Employment Opportunities Act.

²⁴ Among the office's activities are administration of a dispute resolution process, investigation and enforcement of occupational safety and health and disability provisions of the act, investigation of labor relations and enforcement of applicable provisions, and development of educational programs regarding the act's provisions.

Administrative Provisions

The FY2014 House subcommittee draft contained administrative provisions related to the payment of awards and settlements under the Congressional Accountability Act and requiring semiannual reporting of disbursements for the operations of the Office of Compliance.

Open World Leadership Center

The Open World Leadership Center administers a program that supports democratic changes in other countries by inviting their leaders to observe democracy and free enterprise in the United States. The first program was authorized by Congress in 1999 to support the relationship between Russia and the United States. The program encouraged young federal and local Russian leaders to visit the United States and observe its government and society.

Established at the Library of Congress as the Center for Russian Leadership Development in 2000, the center was renamed the Open World Leadership Center in 2003, when the program was expanded to include specified additional countries.²⁵ In 2004, Congress further extended the program's eligibility to other countries designated by the center's board of trustees, subject to congressional consideration.²⁶ The center is housed in the Library and receives services from the Library through an inter-agency agreement.

Open World requested \$10.06 million for FY2014. The House subcommittee mark would provide \$1.0 million. The Senate reported bill would provide \$4.0 million, as well as a provision allowing the Librarian of Congress to transfer up to \$6.0 million in non-appropriated funds to Open World.

Previously, the FY2013 Consolidated and Further Continuing Appropriations Act contained an anomaly for Open World, providing it with \$8.0 million, not including sequestration or the across-the-board rescission.²⁷ FY2012 level was \$1.38 million (-12.1%) less than the \$11.38 million provided in FY2011 (P.L. 112-10). The FY2011 level represented a decrease of \$623,000 (-5.2%) from the \$12.00 million provided for FY2010, and the FY2010 level represented a decrease of \$1.90 million (-13.7%) from the \$13.90 million provided in the FY2009 Omnibus. The FY2009 level was a \$4.92 million increase (54.8%) over the \$8.98 million provided in FY2008, which was a decrease of \$4.88 million (-35.2%) from the \$13.86 million provided in FY2007 and FY2006.

Ongoing Discussion of Location of Open World

The location and future of Open World, as well as its inclusion in the legislative branch budget, have been a topic of discussion at appropriations hearings in recent fiscal years.

²⁵ P.L. 106-554, 114 Stat. 2763, 2763A-120, December 21, 2000; P.L. 108-7, 117 Stat. 382, February 20, 2003. According to the 2003 act, the additional countries include "any country specified in §3 of the FREEDOM Support Act (22 U.S.C. 5801)," and "Estonia, Latvia, and Lithuania." The countries specified in 22 U.S.C. 5801 are Armenia, Azerbaijan, Belarus, Georgia, Kazakhstan, Kyrgyzstan, Moldova, Russia, Tajikistan, Turkmenistan, Ukraine, and Uzbekistan.

²⁶ P.L. 108-447, 118 Stat. 3192, December 8, 2004.

²⁷ The rescission equaled 0.032% for security programs, as defined by 250(c)(4)(B) of the Balanced Budget and Emergency Deficit Control Act of 1985.

The FY2013 House-reported bill would have provided \$1.0 million, a decrease of \$9.0 million (-90.0%), from the \$10.0 million provided in FY2012 and requested for FY2013. The House report states that this funding level would “cover the cost associated with the shutdown” and directed that “the program termination is to be finalized within one year of enactment of the Legislative Branch fiscal year 2013 appropriations bill.”²⁸ H.Amdt. 1281, agreed to by recorded vote (204-203, Roll no. 373), eliminated this funding. At the Senate FY2013 budget request hearing on March 1, 2012, the subcommittee discussed potential options for increasing private funding, including the hire of a development professional. The Senate-reported bill would have provided \$10.0 million. P.L. 113-6 provided \$8.0 million for FY2013, not including the across-the-board rescission or sequestration.

Previously, the House-passed FY2012 bill (H.R. 2551) would have provided \$1.0 million, a decrease of 91.2% from the FY2011 level of \$11.38 million. The House report stated, “The program has some strong champions on the Committee, but with reductions being made to most every program within the Federal budget the Committee has elected to shut down the program and recommends \$1,000,000 for shutdown expenses.”²⁹ The Senate-reported bill, in contrast, would have provided \$10.0 million (-12.1% below the FY2011 level). The Senate report stated that “despite the fiscal constraints of the budget this program is necessary for the promotion of democratic principles in countries with historically oppressive rule.”³⁰ The Consolidated Appropriations Act provided the Senate-reported level of \$10.0 million.

Additionally, the FY2010 House Appropriations Committee report stated that “the Legislative Branch Subcommittee has been clear that it expects the Open World program to become financially independent of funding in this bill as soon as possible.”³¹ This sentiment was also expressed in the conference report, which stated,

The conferees are fully supportive of expanded efforts of the Open World Center to raise private funding and expect this effort to reduce the requirements for funding from the Legislative Branch appropriations bill in future years. The Committees look forward to a report of progress being made by the Center’s fundraising program prior to hearings on its fiscal year 2011 budget request.³²

The location within the legislative branch was discussed during a hearing on the FY2009 budget. Ambassador John O’Keefe, the executive director of Open World, testified that the program may attract different participants if associated with the executive branch rather than the Library of Congress, which may be seen as more neutral and nonpartisan.³³ The FY2009 explanatory

²⁸ U.S. Congress, House Committee on Appropriations, *FY2013 Legislative Branch Appropriations Bill*, H.Rept. 112-511, report to accompany H.R. 5882 (Washington: GPO, 2012), p. 42.

²⁹ U.S. Congress, House Appropriations Committee, *FY2012 Legislative Branch Appropriations Bill*, report to accompany H.R. 2551, H.Rept. 112-148 (Washington: GPO, 2011), p. 28.

³⁰ U.S. Congress, Senate Appropriations Committee, *FY2012 Legislative Branch Appropriations Bill*, report to accompany H.R. 2551, S.Rept. 112-80 (Washington: GPO, 2011), p. 45.

³¹ U.S. House of Representatives, Committee on Appropriations, *Legislative Branch Appropriations Bill, 2010*, H.Rept. 111-160, (Washington: GPO, 2009), p. 29.

³² U.S. Congress, *Legislative Branch Appropriations, 2010*, H.Rept. 111-265, conference report to accompany H.R. 2918 (Washington: GPO, 2009), p. 42.

³³ Testimony of Ambassador John O’Keefe, executive director, U.S. Congress, House Committee on Appropriations, Subcommittee on the Legislative Branch, *Legislative Branch Appropriations for 2009*, hearings, 110th Cong., 2nd sess., March 12, 2008 (Washington: GPO, 2008), pp. 359-420.

statement directed the Open World Leadership Center Board of Trustees to work with the State Department and the judiciary to establish a shared funding mechanism.³⁴

The subcommittees also had discussed this issue during the FY2008 appropriations cycle,³⁵ and language was included in the FY2008 Consolidated Appropriations Act requiring Open World to prepare a report by March 31, 2008, on “potential options for transfer of the Open World Leadership Center to a department or agency in the executive branch, establishment of the Center as an independent agency in the executive branch, or other appropriate options.”³⁶ In 2004, GAO issued a report on the Open World program, examining program participation, purpose, and accountability.³⁷

John C. Stennis Center for Public Service Training and Development

The center was created by Congress in 1988 to encourage public service by congressional staff through training and development programs.³⁸

The center requested \$430,000 for FY2014. The House subcommittee mark would provide \$407,508. The Senate reported bill would provide \$430,000.

Previously, the FY2013 House-passed bill did not provide funding for the Stennis Center. The House report also stated, “The fiscal year 2012 Conference Agreement (H.Rept. 112-331) directed that future budget requests from the John C. Stennis Center be accompanied by an appropriately detailed budget justification as requested in H.Rept. 112-148. The Committee did not receive such justification and therefore has not provided the requested funding.”³⁹ The FY2013 Senate-reported bill would have provided the requested level of \$430,000, which is the same level provided in FY2012. P.L. 112-10 provided \$429,140 for FY2011 (including the 0.2% rescission), and \$430,000 was provided in FY2010 and FY2009.

³⁴ *Congressional Record*, February 23, 2009, p. H2398.

³⁵ In H.R. 2771 (110th Cong.), the House-passed version of the FY2008 appropriations bill, the House Appropriations Committee recommended \$6.0 million for Open World. The committee report stated that an additional \$6.0 million would be provided for transfer to the program in the FY2008 State, Foreign Operations, and Related Programs appropriation. The House-passed bill, which retained the committee-recommended funding level, also contained an administrative provision transferring the Open World Leadership Center to the Department of State effective October 1, 2008. The Senate-reported bill (S. 1686, 110th Cong.) would have provided \$13.5 million in new budget authority for Open World.

³⁶ P.L. 110-161, 121 Stat. 2251, December 26, 2007.

³⁷ Available at <http://gao.gov/assets/250/241737.pdf>.

³⁸ 2 U.S.C. 1105. See also <http://www.stennis.gov/>.

³⁹ U.S. Congress, House Committee on Appropriations, *FY2013 Legislative Branch Appropriations Bill*, H.Rept. 112-511, report to accompany H.R. 5882 (Washington: GPO, 2012), p. 20.

The Budget Control Act, the Legislative Branch Budget, and Tables 4-8

The following tables provide information on funding levels for the legislative branch overall, the Senate, the House of Representatives, the Capitol Police, and the Architect of the Capitol. The tables will be updated as additional information becomes available.

FY2013 discretionary appropriations were considered in the context of the Budget Control Act of 2011 (BCA, P.L. 112-25) that established discretionary spending limits for FY2012-FY2021 to achieve \$1.2 trillion in savings over 10 years. The BCA also tasked a Joint Select Committee to develop a federal deficit reduction plan for Congress and the President to enact by January 15, 2012. The failure of Congress and the President to enact deficit reduction legislation by that date triggered an automatic spending reduction process established by the BCA, consisting of a combination of sequestration (across-the-board cuts) and lower discretionary spending caps, to begin on January 2, 2013. Sequestration was delayed until March 1, 2013, and the required reductions lowered, by enactment of the American Taxpayer Relief Act of 2012 (P.L. 112-240). The modified sequestration was implemented as scheduled on March 1, 2013, and it reduced most legislative branch accounts by 5.0%. A bill providing government funding for the remainder of FY2013, P.L. 113-6, was signed into law on March 26, 2013, and did not include provisions that altered the sequester.

In addition, Section 3004 of P.L. 113-6 was intended to eliminate any amount by which the new budget authority provided in the act exceeds the FY2013 discretionary spending limits in Section 251(c)(2) of the Balanced Budget and Emergency Deficit Control Act, as amended by the Budget Control Act of 2011 and the American Taxpayer Relief Act of 2012. As enacted, this section provides two separate across-the-board rescissions—one for nonsecurity budget authority and one for security budget authority—of 0%, to be applied at the program, project, and activity level. The section requires the percentages to be increased if OMB estimates that additional rescissions are needed to avoid exceeding the limits. Subsequent to the enactment of P.L. 113-6, OMB calculated that additional rescissions of 0.032% of security budget authority, and 0.2% of nonsecurity budget authority, would be required. Most of the legislative branch was subject to the nonsecurity rescission, although the Open World Leadership Center was subject to the security rescission.

Table 4. Legislative Branch Appropriations

(in thousands of dollars)

Entity	FY2012 Enacted	FY2013 from FY2014 House report (enacted level not including sequester or rescission)	FY2013 from FY2014 Senate report (enacted level including rescission but not sequester)	FY2014 Request	FY2014 House Subcommittee Reported	FY2014 Senate Reported	Enacted
Title I: Legislative Branch Appropriations							
Senate	\$868,592	— ^a	\$867,048	\$892,115	— ^a	\$871,997	
House of Representatives	1,225,680	1,225,680	— ^b	1,233,181	1,171,569	— ^b	
Joint Items ^c	20,207	18,970	18,932	19,152	17,978	18,970	
Capitol Police ^d	340,137	339,137	338,459	363,296	329,701	338,459	
Office of Compliance	3,817	3,817	3,809	4,482	3,617	3,868	
Congressional Budget Office	43,787	43,787	43,699	45,700	41,497	45,700	
Architect of the Capitol	567,509	492,381	438,476 ^b	681,667	507,994 ^a	468,863 ^b	
Library of Congress, Including CRS	587,344	588,607	587,430	608,719	557,869	600,900	
<i>Congressional Research Service, Lib. of Cong.</i>	<i>106,790</i>	<i>106,790</i>	<i>106,576</i>	<i>109,979</i>	<i>101,204</i>	<i>108,841</i>	
Government Printing Office	126,200	119,132	118,894	128,478	115,140	119,300	
Government Accountability Office	511,296	506,282	505,270	524,339	486,226	505,383	
Open World Leadership Center ^e	10,000	8,000	7,997	10,061	1,000	4,000	
Stennis Center for Public Service	430	430	429	430	408	430	
Title II: General Provisions	0	0	0	0	0	0	
Subtotal Legislative Branch	\$4,304,999	3,346,223^a	2,930,443^b	\$4,511,620	\$3,232,999^a	2,977,870^b	
CBO Scorekeeping Adjustment	2,000	0	0	0	0	0	
Total Legislative Branch	\$4,306,999	3,346,223^a	2,930,443^b	\$4,511,620	\$3,232,999^a	2,977,870^b	

Source: H.Rept. 112-331, S.Rept. 113-70 (including FY2013 funding levels including the rescission but not the sequester), the House subcommittee draft bill and report (including FY2013 funding levels not including the rescission or the sequester), and the *FY2014 U.S. Budget*.

Notes:

- a. By tradition, the House does not consider appropriations for Senate operations or Senate Office Buildings.
- b. By tradition, the Senate does not consider appropriations for House operations or House Office Buildings.
- c. The FY2013 budget request contains the following under “Joint Items”: the Joint Economic Committee, the Joint Committee on Taxation, the Office of the Attending Physician, and the Office of Congressional Accessibility Services. The FY2012 enacted level includes these items as well as \$1.237 million for the Joint Congressional Committee on Inaugural Ceremonies of 2013.
- d. This account was effective with the FY2003 Legislative Branch Appropriation Act. Previously, Capitol Police funds were contained under the joint items account.
- e. The center was named the Center for Russian Leadership Development prior to FY2004. Appropriations represent payments to the center’s trust fund.

Table 5. Senate Appropriations
(in thousands of dollars)

Accounts	FY2012 Enacted	FY2013 from FY2014 Senate report (enacted level including rescission but not sequester)	FY2014 Request	FY2014 Senate Reported	Enacted
Payments—Heirs of Deceased Members of Congress	\$0	\$193	\$0	\$174	
Expense Allowances and Representation	205	205	205	205	
Salaries, Officers, and Employees	175,762	175,411	183,287	182,452	
Office of Legislative Counsel	6,995	6,981	7,150	5,192	
Office of Legal Counsel	1,449	1,446	1,480	1,109	
Expense Allowances for Secretary of Senate, et al.	28	28	28	28	
Contingent Expenses (subtotal)	684,153	682,784	699,965	682,837	
Inquiries and Investigations	131,306	131,043	134,000	134,000	
Senate Intl. Narcotics Caucus	488	487	520	494	
Secretary of the Senate ^a	5,816	5,804	6,150	6,250	
Sergeant at Arms/Doorkeeper ^b	130,722	130,461	145,240	128,210	
Miscellaneous Items	19,360	19,321	19,553	19,400	
Senators’ Official Personnel and Office Expense Account	396,180	395,388	394,202	394,202	

Accounts	FY2012 Enacted	FY2013 from FY2014 Senate report (enacted level including rescission but not sequester)	FY2014 Request	FY2014 Senate Reported	Enacted
Official Mail Costs	281	280	300	281	
Total, Senate	\$868,592	\$867,048	\$892,115	\$871,997	

Source: H.Rept. 112-331, S.Rept. 113-70 (including FY2013 funding levels including the rescission but not the sequester), and the *FY2014 U.S. Budget*.

Notes:

- a. Office operations of the Office of the Secretary of the Senate are also funded under “Salaries, Officers, and Employees.”
- b. Office operations of the Office of Sergeant at Arms and Doorkeeper are also funded under “Salaries, Officers, and Employees.”

Table 6. House of Representatives Appropriations
(in thousands of dollars)

Accounts	FY2012 Enacted	FY2013 from FY2014 House report (enacted level not including sequester or rescission)	FY2014 Request	FY2014 House Subcommittee Reported	Enacted
Salaries and Expenses, Total	\$1,225,680	\$1,225,680	\$1,233,181	\$1,171,569	
House Leadership Offices	23,277	29,095	23,417	22,059	
House Leadership Offices (transition quarter)	5,818	—	—	—	
Members’ Representational Allowance	573,939	573,939	577,452	543,919	
Committee Employees (subtotal)	152,631	152,631	153,565	144,647	
Standing Committees, Special and Select, except Appropriations	125,965	125,965	126,736	119,376	
Appropriations Committee	26,666	26,666	26,829	25,271	
Salaries, Officers, and Employees (subtotal)	177,628	177,628	184,571	173,721	
Office of the Clerk	26,114	26,114	24,009	24,009	
Office of the Sergeant at Arms	12,585	12,585	12,662	11,927	
Office of Chief Administrative Officer	116,782	116,782	123,558	116,002	

Accounts	FY2012 Enacted	FY2013 from FY2014 House report (enacted level not including sequester or rescission)	FY2014 Request	FY2014 House Subcommittee Reported	Enacted
Office of Inspector General	5,045	5,045	4,742	4,742	
Office of General Counsel	1,415	1,415	1,424	1,341	
Office of the Chaplain	179	179	___ ^a	___ ^a	
Office of the Parliamentarian	2,060	2,060	2,073	1,952	
Office of the Law Revision Counsel	3,258	3,258	5,069	3,088	
Office of the Legislative Counsel	8,814	8,814	9,728	9,367	
Office of Interparliamentary Affairs	859	859	864	814	
Other Authorized Employees	347	347	442	479	
Office of Historian	170	170	___ ^a	___ ^a	
Allowances and Expenses (subtotal)	292,387	292,387	294,176	287,223	
Supplies, Materials, Administrative Costs and Federal Tort Claims	3,696	3,696	3,719	3,503	
Official Mail for committees, leadership, administrative and legislative offices	201	201	202	190	
Government Contributions	264,848	264,848	266,469	260,995	
Business Continuity and Disaster Recovery Emergency Appropriations	17,112	17,112	17,217	16,217	
Miscellaneous Items	760	760	765	720	
Transition Activities	1,722	1,722	1,732	1,631	
Wounded Warrior Program	2,500	2,500	2,515	2,500	
Office of Congressional Ethics	1,548	1,548	1,557	1,467	
House of Representatives, Total	\$1,225,680	\$1,225,680	\$1,233,181	\$1,171,569	

Sources: H.Rept. 112-331, the House subcommittee draft and report, and the *FY2014 U.S. Budget*.

- a. The budget request and House subcommittee report contained funding for the positions of the Chaplain and the Historian within the heading for the salaries and expenses of the Office of the Clerk.

Table 7. Capitol Police Appropriations

(in thousands of dollars)

Accounts	FY2012 Enacted	FY2013 from FY2014 House report (enacted level not including sequester or rescission)	FY2013 from FY2014 Senate report (enacted level including rescission but not sequester)	FY2014 Request	FY2014 House Subcommittee Reported	FY2014 Senate Reported	Enacted
Salaries, Capitol Police	\$277,133	\$277,133	\$276,579	\$297,863	\$274,511	281,459	
General Expenses	63,004	62,004	61,880	65,433	55,190	57,000	
Total, Capitol Police	\$340,137	\$339,137	\$338,459	\$363,296	\$329,701	\$338,459	

Source: H.Rept. 112-331, S.Rept. 113-70 (including FY2013 funding levels including the rescission but not the sequester), the House subcommittee draft bill and report (including FY2013 funding levels not including the rescission or the sequester), and the *FY2014 U.S. Budget*.

Table 8. Architect of the Capitol Appropriations

(in thousands of dollars)

Accounts	FY2012 Enacted	FY2013 from FY2014 House report (enacted level not including sequester or rescission)	FY2013 from FY2014 Senate report (enacted level including rescission but not sequester)	FY2014 Request	FY2014 House Subcommittee Reported	FY2014 Senate Reported	Enacted
General administration	\$101,340	\$97,340	\$97,145	\$100,099	\$85,286	\$94,400	
Capitol building	36,154	36,154	36,082	61,575	60,421	55,931	
Capitol grounds	9,852	9,852	9,832	13,452	13,037	12,384	
Senate office buildings	71,128	— ^a	70,986	76,404	— ^a	76,404	
House of Representatives							
House office buildings	94,154	94,154	— ^b	109,089	71,622	— ^b	
House Historic Buildings Revitalization Fund	30,000	30,000	— ^b	70,000	70,000	— ^b	
Capitol power plant ^c	123,229	123,229	122,983	113,259	109,334	110,827	

Accounts	FY2012 Enacted	FY2013 from FY2014 House report (enacted level not including sequester or rescission)	FY2013 from FY2014 Senate report (enacted level including rescission but not sequester)	FY2014 Request	FY2014 House Subcommittee Reported	FY2014 Senate Reported	Enacted
Library buildings and grounds	46,876	46,876	46,782	77,016	47,861	64,164	
Capitol Police buildings and grounds	21,500	21,500	21,457	26,935	18,898	21,341	
Botanic garden	12,000	12,000	11,976	12,136	11,372	12,136	
Capitol Visitor Center	21,276	21,276	21,233	21,702	20,163	21,276	
Total, Architect of the Capitol	567,509	\$492,381^a	438,476^b	681,667	507,994^a	468,863^b	

Source: H.Rept. 112-331, S.Rept. 113-70 (including FY2013 funding levels including the rescission but not the sequester), the House subcommittee draft bill and report (including FY2013 funding levels not including the rescission or the sequester), and the *FY2014 U.S. Budget*.

Note:

- a. The House does not consider appropriations for Senate office buildings.
- b. The Senate does not consider appropriations for House office buildings.
- c. Not including offsetting collections.

Appendix. Fiscal Year Information and Resources

Table A-1. Overview of Legislative Branch Appropriations: FY1996-FY2013

House, Senate, Conference, and CRS Reports and Related Legislative Vehicles

Fiscal Year	House	Senate	Conference	Enacted	Enactment Vehicle Title	CRS Report
2013	H.Rept. 112-511 (H.R. 5882)	S.Rept. 112-197 (H.R. 5882)	—	P.L. 113-6	Consolidated and Further Continuing Appropriations Act, 2013	CRS Report R42500, Legislative Branch: FY2013 Appropriations, by Ida A. Brudnick
2012	H.Rept. 112-148 (H.R. 2551)	S.Rept. 112-80 (H.R. 2551)	H.Rept. 112-331 (H.R. 2055)	12/23/2011 (P.L. 112-74)	Consolidated Appropriations Act, 2012	CRS Report R41870, Legislative Branch: FY2012 Appropriations
2011	—	S.Rept. 111-294 (S. 3799)	—	4/15/2011 (P.L. 112-10)	Department of Defense and Full-Year Continuing Appropriations Act, 2011	CRS Report R41214, Legislative Branch: FY2011 Appropriations
2010	H.Rept. 111-160 (H.R. 2918)	S.Rept. 111-29 (S. 1294)	H.Rept. 111-265 (H.R. 2918)	10/1/2009 (P.L. 111-68)	Legislative Branch Appropriations Act, 2010	CRS Report R40617, Legislative Branch: FY2010 Appropriations
2009	—	—	explanatory materials inserted into the <i>Congressional Record</i> and issued in a committee print (H.R. 1105)	3/11/2009 (P.L. 111-8)	Omnibus Appropriations Act, 2009	CRS Report RL34490, Legislative Branch: FY2009 Appropriations
2008	H.Rept. 110-198 (H.R. 2771)	S.Rept. 110-89 (S. 1686)	explanatory materials inserted into the <i>Congressional Record</i> (H.R. 2764)	12/26/2007 (P.L. 110-161)	Consolidated Appropriations Act, 2008	CRS Report RL34031, Legislative Branch: FY2008 Appropriations
2007	H.Rept. 109-485 (H.R. 5521)	S.Rept. 109-267 (H.R. 5521)	—	2/15/2007 (P.L. 110-5)	Revised Continuing Appropriations Resolution, 2007	CRS Report RL33379, Legislative Branch: FY2007 Appropriations
2006	H.Rept. 109-139 (H.R. 2985)	S.Rept. 109-89 (H.R. 2985)	H.Rept. 109-189 (H.R. 2985)	8/02/2005 (P.L. 109-55)	FY2006 Legislative Branch Appropriations Act	CRS Report RL32819, Legislative Branch: FY2006 Appropriations
2005	H.Rept. 108-577 (H.R. 4755)	S.Rept. 108-307 (S. 2666)	H.Rept. 108-792 H.R. 4818	12/8/2004 (P.L. 108-447)	Consolidated Appropriations Act, 2005	CRS Report RL32312, Appropriations for FY2005: Legislative Branch

Fiscal Year	House	Senate	Conference	Enacted	Enactment Vehicle Title	CRS Report
2004	H.Rept. 108-186 (H.R. 2657)	S.Rept. 108-88 (S. 1383)	H.Rept. 108-279 (H.R. 2657)	9/30/2003 (P.L. 108-83)	Legislative Branch Appropriations Act, 2004	CRS Report RL31812, Appropriations for FY2004: Legislative Branch
2003	H.Rept. 107-576 (H.R. 5121)	S.Rept. 107-209 (S. 2720)	—	2/20/2003 (P.L. 108-7)	Consolidated Appropriations Resolution, 2003	CRS Report RL31312, Appropriations for FY2003: Legislative Branch
2002	H.Rept. 107-169 (H.R. 2647)	S.Rept. 107-37 (S. 1172)	H.Rept. 107-259 (H.R. 2647)	11/12/2001 (P.L. 107-68)	Legislative Branch Appropriations Act, 2002	CRS Report RL31012, Appropriations for FY2002: Legislative Branch
2001	H.Rept. 106-635 (H.R. 4516)	S.Rept. 106-304 (S. 2603)	H.Rept. 106-796 (H.R. 4516, incorporated into H.R. 4577)	12/21/2000 (P.L. 106-554)	Consolidated Appropriations Act, 2001	CRS Report RL30512, Appropriations for FY2001: Legislative Branch
2000	H.Rept. 106-156 (H.R. 1905)	S.Rept. 106-75 (S. 1206)	H.Rept. 106-290 (H.R. 1905)	9/29/1999 (P.L. 106-57)	Legislative Branch Appropriations Act, 2000	CRS Report RL30212, Appropriations for FY2000: Legislative Branch
1999	H.Rept. 105-595 (H.R. 4112)	S.Rept. 105-204 (S. 2137)	H.Rept. 105-734 (H.R. 4112)	10/21/1998 (P.L. 105-275)	Legislative Branch Appropriations Act, 1999	CRS Report 98-212, Appropriations for FY1999: Legislative Branch
1998	H.Rept. 105-196 (H.R. 2209)	S.Rept. 105-47 (S. 1019)	H.Rept. 105-254 (H.R. 2209)	10/7/1997 (P.L. 105-55)	Legislative Branch Appropriations Act, 1998	CRS Report 97-212, Appropriations for FY1998: Legislative Branch

Source: Congressional Research Service.

Selected Websites

These sites contain information on the FY2013 legislative branch appropriations requests and legislation, and the appropriations process:

House Committee on Appropriations

<http://appropriations.house.gov/>

Senate Committee on Appropriations

<http://appropriations.senate.gov/>

CRS Appropriations Products Guide

<http://www.crs.gov/Pages/AppropriationsStatusTable.aspx?source=QuickLinks>

Congressional Budget Office

<http://www.cbo.gov>

Government Accountability Office

<http://www.gao.gov>

Office of Management and Budget
<http://www.whitehouse.gov/omb/>

Author Contact Information

Ida A. Brudnick
Specialist on the Congress
ibrudnick@crs.loc.gov, 7-6460

Acknowledgments

Amber Wilhelm, graphics specialist, assisted in the preparation of the figures.