

# CRS Report for Congress

Received through the CRS Web

## National Guard Personnel and Deployments: Fact Sheet

Michael Waterhouse and JoAnne O'Bryant  
Information Research Specialists  
Knowledge Services Group

### Summary

The National Guard is an increasingly vital component in the defense and security of the United States. Its federal role has grown with its major roles in U.S. and coalition country defense operations worldwide over the past several years. The Guard has been deployed in significant numbers in the Global War On Terrorism (GWOT) and Operation Iraqi Freedom (OIF) as a full-scale partner in the armed services Total Force policy. Meanwhile, in May 2006, more than 6,000 National Guard personnel were authorized to be sent to the southern border region of the United States to temporarily assist in interdicting illegal aliens. As of October 10, 2006, at least 4,976 National Guard forces were deployed for this border security operation (Operation Jump Start). This report briefly presents statistical information on the National Guard's role in defense and security, including its deployments in support of GWOT, OIF, and Operation Jump Start.

### Introduction

The National Guard has undertaken an increasingly significant role in the defense and security of the United States. Traditionally, the Guard has been both a domestic security force and a major component of U.S. combat power for overseas operations. It has become an integral force in the Global War On Terrorism (GWOT) and Operation Iraqi Freedom (OIF). Most recently, the National Guard has been deployed, Operation Jump Start (OJS), on the southern border region of the United States to assist in interdicting illegal aliens crossing the border into the country.

Selected statistics on the force levels of the National Guard within the mix of U.S. military forces deployed in major ongoing operational missions are presented below. Information was developed and provided from official sources within the U.S. Department of Defense and the National Guard Bureau.

## Selected U.S. National Guard Statistics

**Table 1. National Guard Strength**  
(as of 9/30/06)

Army National Guard	346,288
Air National Guard	105,660
<b>Total Strength</b>	<b>451,948</b>

**Source:** National Guard Bureau, October 11, 2006.

**Table 2. Current Major National Guard Deployments**  
(as of 10/1/06)

<b>In Iraq — Operation Iraqi Freedom (OIF)</b>	<b>16,066</b>
Army National Guard	15664
Air National Guard	402
<b>In Afghanistan — Operation Enduring Freedom (OEF)</b>	<b>3,414</b>
Army National Guard	3,191
Air National Guard	223
<b>In the United States — Operation Jump Start (OJS) as of 10/10/06</b>	<b>4,976</b>
Army National Guard	4, 243
Air National Guard	733

**Source:** Department of Defense, Office of Joint Chiefs of Staff, Legislative Affairs; Office of the Assistant Secretary of Defense, Legislative Affairs, October 3, 2006; and National Guard Bureau, Public Affairs, October 11, 2006.

**Total National Guard Personnel Ever Deployed to Iraq and Afghanistan  
in Support of OIF and OEF,  
September 2001 - August 31, 2006**

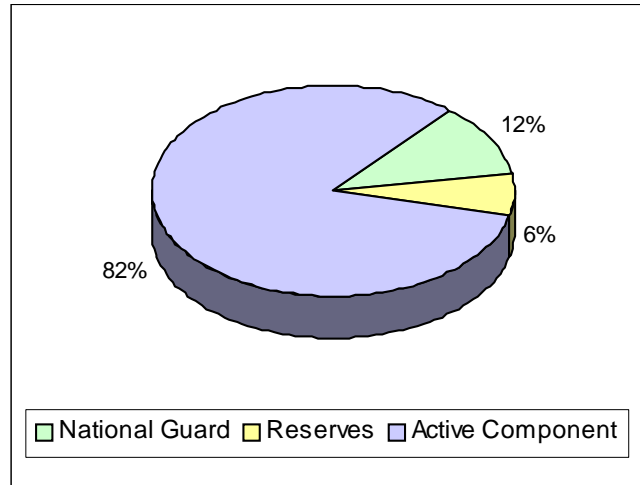
**218,336**

**Source:** Department of Defense, Office of the Assistant Secretary of Defense, Legislative Affairs, October 2006.

## National Guard and Reserves in Iraq

The percentages of National Guard and Reserves troops in Iraq who are currently deployed as of October 1, 2006, are shown in **Figure 1** below.

**Figure 1. Composition of U.S. Forces in Iraq by Component**



**Source:** Percentage calculations by CRS. Data from Department of Defense, Office Joint Chiefs of Staff, Legislative Affairs, October 2006.

**Table 3. Reserve and Active Component Forces in Iraq**

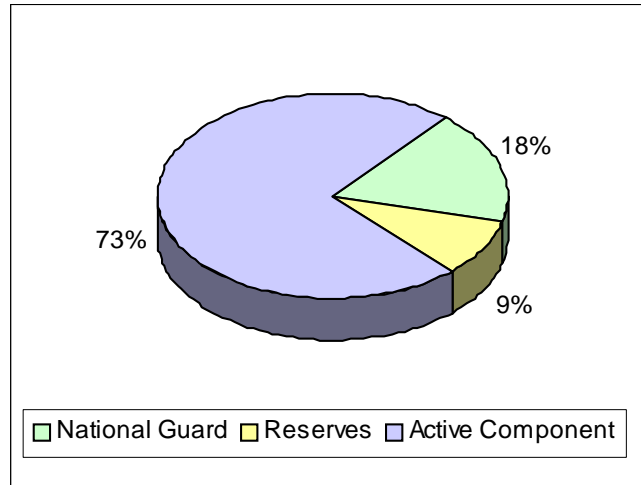
<b>Reserve Component</b>	<b>24,951</b>
<b>National Guard</b>	<b>16,066</b>
Army National Guard	15,664
Air National Guard	402
<b>Reserves</b>	<b>8,885</b>
Army Reserve	5,811
Air Force Reserve	903
Navy Reserve	720
Marine Reserve	1,451
<b>Active Component</b>	<b>114,470</b>
Army	81,125
Air Force	8,303
Navy	3,479
Marines	21,563

**Source:** Data from Department of Defense, Office Joint Chiefs of Staff, Legislative Affairs, October 2006.

## National Guard and Reserves in Afghanistan

The percentages of National Guard and Reserves troops in Afghanistan who are currently deployed as of October 1, 2006, are shown in **Figure 2** below.

**Figure 2. Composition of U.S. Forces in Afghanistan by Component**



**Source:** Percentage calculations by CRS. Data from Department of Defense, Office of Joint Chiefs of Staff, Legislative Affairs, October 2006.

**Table 4. Reserve and Active Component Forces in Afghanistan**

<b>Reserve Component</b>	<b>5,134</b>
<b>National Guard</b>	<b>3,414</b>
Army National Guard	3,191
Air National Guard	223
<b>Reserves</b>	<b>1,720</b>
Army Reserve	1,331
Air Force Reserve	318
Navy Reserve	59
Marine Reserve	12
<b>Active Component</b>	<b>13,956</b>
Army	10,043
Air Force	3,097
Navy	637
Marines	179

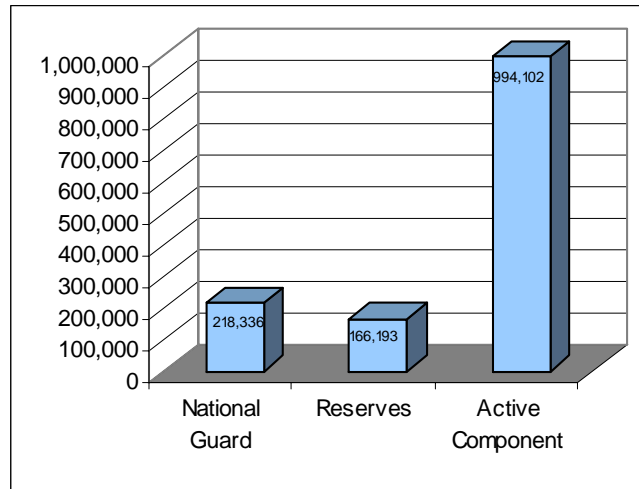
**Source:** Data from Department of Defense, Office Joint Chiefs of Staff, Legislative Affairs, October 2006.

## Total U.S. Forces Deployed to Iraq and Afghanistan, September 2001 - August 31, 2006

Between September 2001 and August 31, 2006, a total of 218,336 National Guard, 166,193 Reserves, and 994,102 Active Component personnel have been deployed to Iraq and Afghanistan (shown in **Figure 3** below).

**Figure 3. Deployments in Iraq and Afghanistan**

September 2001 through August 2006



**Source:** Department of Defense, Office of the Assistant Secretary of Defense, Legislative Affairs, October 2006.