

Contents

Report of the Director	5
Reporting Requirements of the Statute	6
Regulations	6
Summary and Analysis of Reports by Judges	7
Authorized Lengths of Intercepts	7
Locations	8
Offenses	9
Summary and Analysis of Reports by Prosecuting Officials	10
Nature of Intercepts	10
Costs of Intercepts	10
Arrests and Convictions	10
Summary of Reports for Years Ending December 31, 1989 Through 1999	12
Supplementary Reports	12

Text Tables

Table 1	
Jurisdictions With Statutes Authorizing the Interception of Wire, Oral, or Electronic Communications	13
Table 2	
Intercept Orders Issued by Judges During Calendar Year 1999	14
Table 3	
Major Offenses for Which Court-Authorized Intercepts Were Granted	17
Table 4	
Summary of Interceptions of Wire, Oral, or Electronic Communications	21
Table 5	
Average Cost per Order	24
Table 6	
Types of Surveillance Used, Arrests, and Convictions for Intercepts Installed	28
Table 7	
Authorized Intercepts Granted Pursuant to 18 U.S.C. 2519	32
Table 8	
Summary of Supplementary Reports for Intercepts Terminated in Calendar Years 1989 Through 1998	33
Table 9	
Arrests and Convictions Resulting From Intercepts Installed in Calendar Years 1989 Through 1999	38

Appendix Tables

Table A-1: United States District Courts
Report by Judges 40

Table A-2: United States District Courts
Supplementary Report by Prosecutors 86

Table B-1: State Courts
Report by Judges 104

Table B-2: State Courts
Supplementary Report by Prosecutors 216

Report of the Director of the Administrative Office of the United States Courts

on

Applications for Orders Authorizing or Approving the Interception of Wire, Oral, or Electronic Communications

The Omnibus Crime Control and Safe Streets Act of 1968 requires the Administrative Office of the United States Courts (AO) to report to Congress the number and nature of federal and state applications for orders authorizing or approving the interception of wire, oral, or electronic communications. The statute requires that specific information be provided to the AO, including the offense(s) under investigation, the location of the intercept, the cost of the surveillance, and the number of arrests, trials, and convictions that directly result from the surveillance. This report covers intercepts concluded between January 1, 1999, and December 31, 1999, and provides supplementary information on arrests and convictions resulting from intercepts concluded in prior years.

From 1998 to 1999, the total number of intercepts authorized by federal and state courts increased 2 percent to 1,350, reflecting continued growth in applications involving the surveillance of drug offense operations (up 2 percent). Following a decrease of one half of one percent in 1998, the number of applications for orders by federal authorities rose 6 percent in 1999. The number of applications reported by state prosecuting officials dropped 2 percent in 1999, with fewer jurisdictions providing reports than in 1998. The number of federal intercept applications authorized has grown over the last 10 years, increasing 94 percent from 1989 to 1999, while state applications have risen 65 percent since 1989. The number of intercepts employed in drug-related investigations also has experienced significant growth. Drug offenders were targeted in 978 of the interceptions concluded in 1999, compared to 471 in 1989, a 108% increase.

The appendix tables of this report list all intercepts reported by judges and prosecuting officials for 1999. Appendix Table A-1 shows reports filed by federal judges and federal prosecuting officials. Appendix Table B-1 presents the same information for state judges and state prosecuting officials. Appendix Tables A-2 and B-2 contain information from the supplementary reports submitted by prosecuting officials about additional arrests and trials in 1999 arising from intercepts initially reported in prior years.

Title 18 U.S.C. Section 2519(2) mandates the submission of wiretap reports no later than January 31 of each year. This office, as is customary, sends a letter to the appropriate officials every year reminding them of the statutory mandate. Nevertheless, each year reports are received after the deadline has passed. Information received after the deadline will be included in next year's *Wiretap Report*; the number of missing state and local prosecutors' reports was lower in 1999 compared to 1998. The AO is grateful for the cooperation and the prompt responses we received from many officials around the nation.

Leonidas Ralph Mecham
Director

April 2000

Applications for Orders Authorizing or Approving the Interception of Wire, Oral, or Electronic Communications

Reporting Requirements of the Statute

Each federal and state judge is required to file a written report with the Director of the Administrative Office of the United States Courts (AO) on each application for an order authorizing the interception of a wire, oral, or electronic communication (18 U.S.C. 2519(1)). This report is to be furnished within 30 days of the denial of the application or the expiration of the court order (after all extensions have expired). The report must include the name of the official who applied for the order, the offense under investigation, the type of interception device, the general location of the device, and the duration of the authorized intercept.

Prosecuting officials who applied for interception orders are required to submit reports to the AO each January on all orders that were terminated during the previous calendar year. These reports contain information related to the cost of the intercept, the number of days the intercept device was actually in operation, the total number of intercepts, and the number of incriminating intercepts recorded. Results such as arrests, trials, convictions, and the number of motions to suppress evidence related directly to the use of intercepts also are noted.

Neither the judges' reports nor the prosecuting officials' reports contain the names, addresses, or phone numbers of the parties investigated. The AO is **not** authorized to collect this information.

This report tabulates the number of applications for interceptions that were granted or denied, as reported by judges, as well as the number of authorizations for which interception devices were installed, as reported by prosecuting officials. No statistics are available on the number of devices installed for each authorized order.

No report to the AO is required when an order is issued with the consent of one of the principal parties to the communication. Examples of such situations include the use of a wire interception to investigate obscene phone calls; the interception of a communication to which a police officer or police informant is a party; the use of a body microphone; or the use of only a pen register (a mechanical device attached to a telephone line to record on paper tape all numbers dialed from that line).

Regulations

The Director of the AO is empowered to develop and revise the reporting regulations and reporting forms for collecting information on intercepts. Copies of the regulations, the reporting forms, and the federal wiretapping statute may be obtained by writing to the Administrative Office of the United States Courts, Statistics Division, Washington, D.C. 20544.

The Attorney General of the United States, the Deputy Attorney General, the Associate Attorney General, any Assistant Attorney General, any acting Assistant Attorney General, or any specially designated Deputy Assistant Attorney General in the Criminal Division of the Department of Justice may authorize an application to a federal judge for an order authorizing the interception of wire, oral, or electronic communications. On the state level, applications are made by a prosecuting attorney "if such attorney is authorized by a statute of that State to make application to a State court judge of competent jurisdiction. . . ."

Many wiretap orders are related to large-scale criminal investigations that cross county and state boundaries. Consequently, arrests, trials, and convictions resulting from these interceptions often do not occur within the same year as the

installation of the intercept device. Under 18 U.S.C. 2519(2), prosecuting officials must file supplementary reports on additional court or police activity that occurs as a result of intercepts reported in prior years. Appendix Tables A-2 and B-2 describe the additional activity reported by prosecuting officials in their supplementary reports.

Table 1 shows that 45 jurisdictions (the federal government, the District of Columbia, the Virgin Islands, and 42 states) currently have laws that authorize courts to issue orders permitting wire, oral, or electronic surveillance. During 1999, a total of 28 jurisdictions reported using at least one of these three types of surveillance as an investigative tool.

Summary and Analysis of Reports by Judges

Data on applications for wiretaps terminated during calendar year 1999 appear in Appendix Tables A-1 (federal) and B-1 (state). The reporting numbers used in the appendix tables are reference numbers assigned by the AO; these numbers do not correspond to the authorization or application numbers used by the reporting jurisdictions. The

same reference number is used for any supplemental information reported for a communications intercept in future volumes of the *Wiretap Report*.

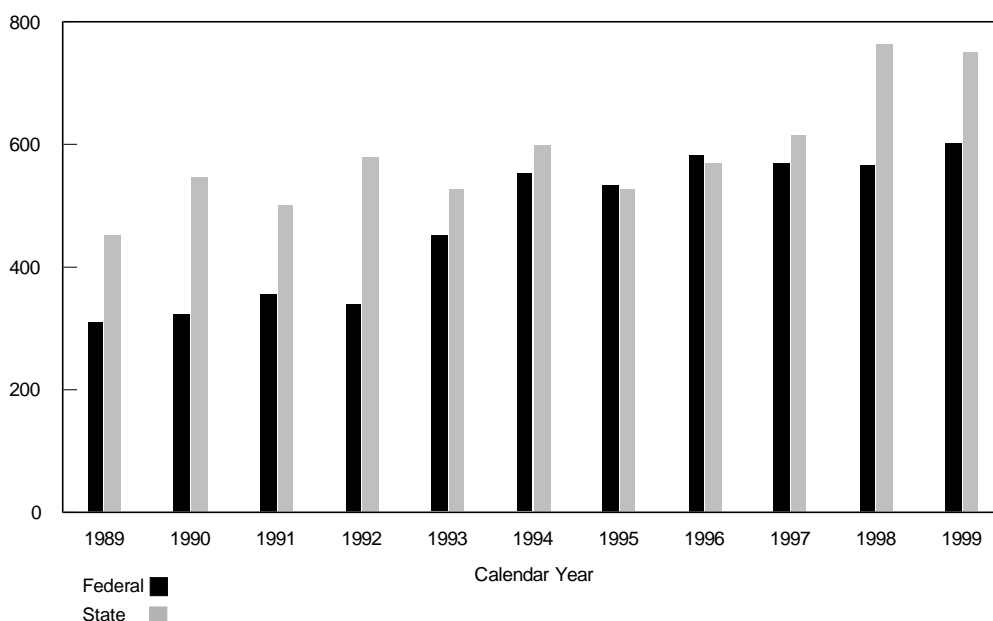
A total of 1,350 applications (an increase of 2 percent over 1998) were authorized in 1999, including 601 submitted to federal judges and 749 to state judges. Judges approved all applications. The number of applications approved by federal judges in 1999 increased 6 percent, while approvals by state judges fell 2 percent below the previous year's total. Wiretap applications in New York (343 applications), California (76 applications), New Jersey (71 applications), Pennsylvania (69 applications), and Illinois (50 applications) accounted for 81 percent of all authorizations approved by state judges.

Authorized Length of Intercepts

Table 2 presents the number of intercept orders issued in each jurisdiction that provided reports, the number of amended intercept orders issued, the number of extensions granted, the average length of the original authorizations and their extensions, the total number of days the

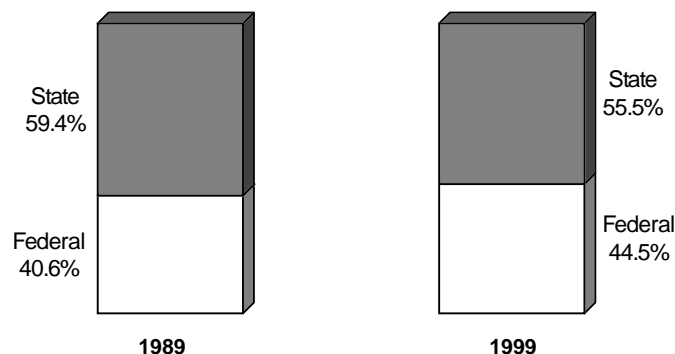
Federal and State Wiretap Authorizations

Number of authorizations



Federal and State Wiretap Authorizations

Percent of Total Authorizations



intercepts actually were in operation, and the nature of the location where each interception of communications occurred. Most state laws limit the period of surveillance under an original order to 30 days. This period, however, can be lengthened by one or more extensions if the authorizing judge determines that additional time for surveillance is warranted.

During 1999, the average length of an original authorization was 27 days, down from 28 days in 1998. A total of 1,367 extensions were requested and authorized in 1999 (an increase of 17 percent). The average length of an extension was 29 days, up from 27 days in 1998. The longest federal intercept occurred in the Western District of Texas, where the original 30-day order was extended nine times to complete a 289-day wiretap used in a narcotics investigation. Among state wiretaps terminating during 1999, the longest was used in a racketeering investigation in New York County, New York; this wiretap required a 30-day order to be extended 16 times to keep the intercept in operation 510 days. In contrast, 19 federal intercepts and 77 state intercepts each were in operation for less than a week.

Locations

The most common specific location for the placement of wiretaps in 1999 was a “single-family dwelling,” a type of location that includes houses, rowhouses, townhouses, and duplexes.

Table 2 shows that in 1999 a total of 18 percent (248 wiretaps) of all intercept devices were authorized for single-family dwellings; 7 percent (92 wiretaps) were authorized for apartments; and 4 percent (59 wiretaps) were authorized for business establishments such as restaurants and hotels.

Forty-nine percent of intercept applications (663 applications) specified “other” locations. Applications specifying other locations, which include electronic wiretaps such as mobile telephones, electronic pagers, and cellular telephones, have continued to increase in recent years with the proliferation of these types of communication devices. Combinations of locations were cited in 269 federal and state applications (20 percent of the total) in 1999.

Since the enactment of the Electronic Communications Privacy Act of 1986, a specific location need not be cited in a federal application if the application contains a statement explaining why such specification is not practical or shows “a purpose, on the part of that person (under investigation), to thwart interception by changing facilities” (see 18 U.S.C. 2518 (11)). In these cases, prosecutors use “roving” wiretaps to target a specific person rather than a specific telephone or location. The Intelligence Authorization Act of 1999, enacted on October 20, 1998, amended 18 U.S.C. 2518 (11)(b) so that a specific facility need not be cited “if there is probable cause to believe

that actions by the person under investigation could have the effect of thwarting interception from a specified facility.” The amendment also specifies that “the order authorizing or approving the interception is limited to interception only for such time as it is reasonable to presume that the person identified in the application is or was reasonably proximate to the instrument through which such communication will be or was transmitted.”

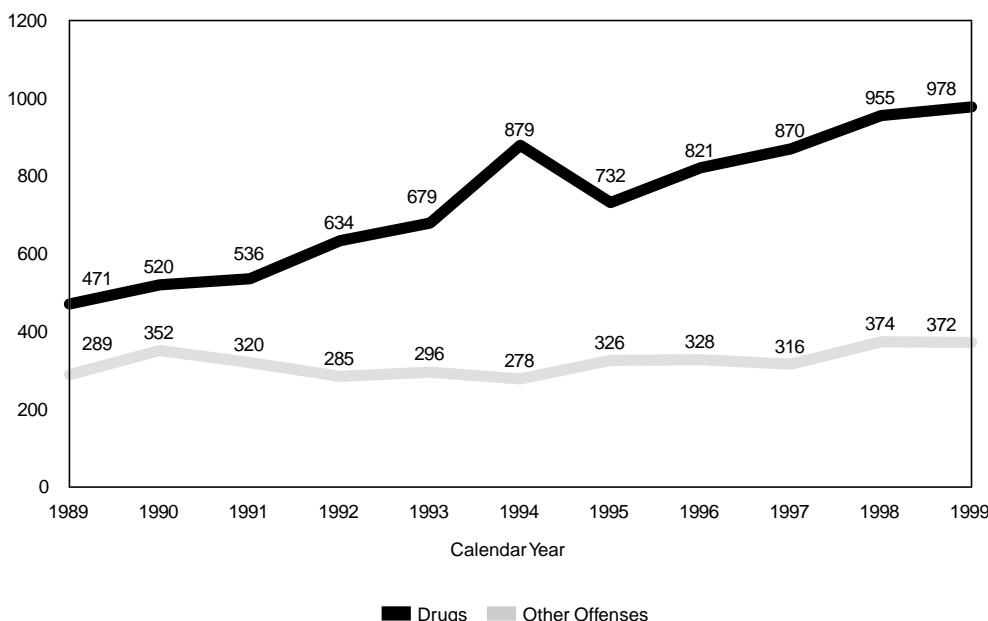
For the 1999 report, 94 wiretaps were implemented for which the authorizations indicated roving wiretaps were involved, either as the only location category reported (18 applications) or in combination with one or more other locations (76 applications). This year’s total was more than twice that for roving wiretaps reported for 1998, which is consistent with the fact that 1999 was the first full year of reporting since the enactment of the Intelligence Authorization Act of 1999. Federal authorities reported that they employed roving wiretaps for eight investigations; six were employed in drug offense investigations, one in a murder investigation, and one in a firearms investigation. On the state level, 86 roving wiretaps were reported; 52 percent (45 applications) were used in racketeering investigations, 31 percent (27 applications) in drug offense investigations,

and the remainder (14 applications) in investigations of other offenses. Roving wiretaps authorized in New York County, New York, accounted for 50 percent of all roving wiretaps reported in 1999; 47 applications in New York County, New York, indicated that roving wiretaps were employed, with the majority (43 applications) used in racketeering investigations.

Offenses

Violations of drug laws and racketeering laws remain the two most prevalent types of offenses investigated through communications intercepts. Homicide/assault was the third most frequently noted offense category cited on wiretap orders, and gambling offenses were the fourth most frequently cited offense category reported. Table 3 indicates that 72 percent of all applications for intercepts (978 cases) authorized in 1999 cited drug offenses as the most serious offense under investigation. Many applications for court orders indicated that several criminal offenses were under investigation, but Table 3 includes only the most serious criminal offense named in an application. The use of federal intercepts to conduct drug investigations was most common in the Central

Drugs as the Major Offense



District of California (38 applications) and the Southern District of Florida (34 applications). On the state level, the New York City Special Narcotics Bureau obtained authorizations for 135 drug-related intercepts, which accounted for the highest percentage (28 percent) of all drug-related intercepts reported by state or local jurisdictions in 1999. Nationwide, racketeering (139 orders), homicide/assault (62 orders), and gambling (60 orders) were specified in 10 percent, 5 percent, and 4 percent of authorizations, respectively, as the most serious offense under investigation.

Summary and Analysis of Reports by Prosecuting Officials

In accordance with 18 U.S.C. 2519(2), prosecuting officials must submit reports to the AO no later than January 31 of each year for intercepts terminated during the previous calendar year. Appendix Tables A-1 and B-1 contain information from all prosecutors' reports submitted for 1999. Judges submitted 42 reports for which the AO received no corresponding reports from prosecuting officials. For these authorizations, the entry "NP" (no prosecutor's report) appears in the appendix tables. Some of the prosecutors' reports may have been received too late to include in this report, and some prosecutors delayed filing reports to avoid jeopardizing ongoing investigations. Information received after the deadline will be included in next year's *Wiretap Report*.

Nature of Intercepts

Of the 1,350 communication interceptions authorized in 1999, intercept devices were installed in conjunction with a total of 1,277 orders. Table 4 presents information on the average number of intercepts per order, the number of persons whose communications were intercepted, the total number of communications intercepted, and the number of incriminating intercepts. Wiretaps varied extensively with respect to the above characteristics.

The average number of interceptions per day reported by all jurisdictions in 1999 ranged from less than 1 to nearly 500. The most active federal intercept occurred in the Southern District of New York, where a 90-day fraud investigation installa-

tion involved more than 1,790 agent workdays and resulted in an average of 490 interceptions per day. For state authorizations, the most active investigation was a 14-day drug offense operation in Oklahoma County, Oklahoma, that produced an average of 296 intercepts per day. Nationwide, in 1999 the average number of persons whose communications were intercepted per order in which intercepts were installed was 195. The average number of communications intercepted was 1,921 per wiretap; an average of 390 intercepts per installed wiretap produced incriminating evidence. The average percentage of incriminating intercepts per order increased from 19 percent of interceptions in 1998 to 20 percent in 1999.

Table 6 presents the type of surveillance device used for each intercept installed. The most common method of surveillance reported was the electronic wiretap, which includes devices such as digital display pagers, voice pagers, cellular phones, and electronic mail. Electronic wiretaps accounted for 53 percent (676 cases) of intercepts installed in 1999. Telephone wiretaps, which were the most common type of wiretap prior to 1998, constituted 31 percent (399 cases) of intercept devices installed. Microphones were used in 5 percent of intercepts (58 cases). A combination of devices was used in 11 percent of intercepts (144 cases).

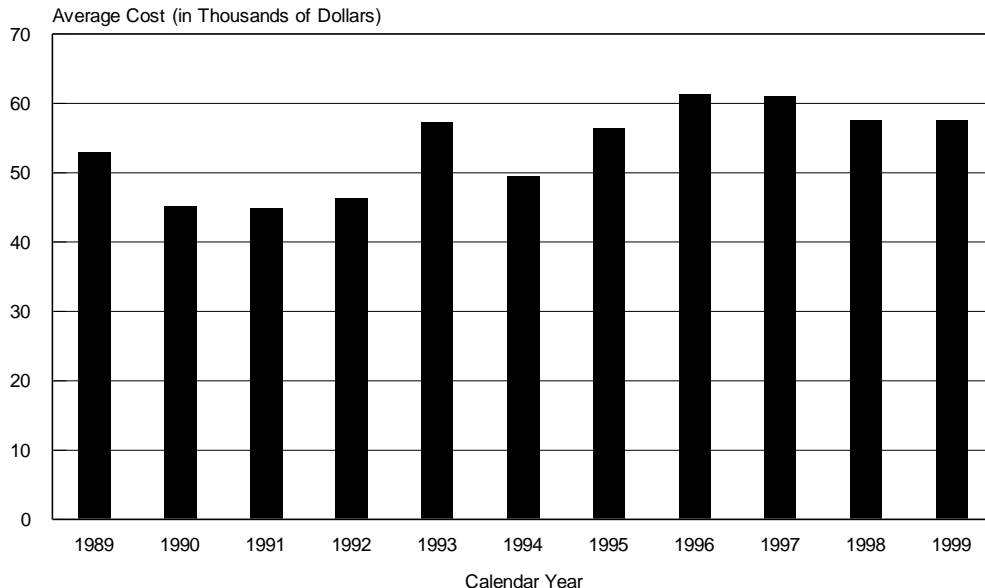
Costs of Intercepts

Table 5 provides a summary of expenses related to intercept orders in 1999. The expenditures noted reflect the cost of installing intercept devices and monitoring communications for the 1,232 authorizations for which reports included cost data. The average cost of intercept devices installed in 1999 was \$57,511, essentially the same as in 1998 (down 0.3 percent). For federal wiretaps for which expenses were reported in 1999, the average cost was \$73,616, a 0.3 percent increase from the average cost in 1998. The average cost of a state wiretap fell 2 percent to \$43,231 in 1999. For additional information, see Appendix Tables A-1 (federal) & B-1 (state).

Arrests and Convictions

Federal and state prosecutors often note the importance of electronic surveillance in obtaining arrests and convictions. The Southern District of

Average Cost of Wiretaps



Florida reported a federal telephone wiretap that led to the arrest of 26 persons and 23 subsequent convictions, and noted that this wiretap “was crucial to identifying the scope and participants of organizations, as well as the level of corruption.” Reporting officials describing a federal wiretap in the Middle District of Florida in use for 30 days in a drug conspiracy investigation stated that this intercept, which targeted a cocaine supply source, provided significant incriminating evidence and identified co-conspirators. In the District of New Jersey, a telephone wiretap in use for 60 days in a racketeering investigation led to the execution of search warrants resulting in the seizure of stolen property, expired food products, and other contraband. On the state level, the Berks County District Attorney’s office in Pennsylvania reported that a 44-day wiretap approved as part of a corruption investigation resulted in the arrest of 16 persons, 12 of whom were convicted, and noted that the interceptions were instrumental in obtaining convictions and “clearly established the organization, its structure, the players, and their roles. In addition, the interceptions strengthened the case so much that the twelve convictions were

obtained through guilty pleas.” The State Attorney’s office in Suffolk County, Massachusetts, reported that a wiretap in use for 57 days in a narcotics investigation resulted in 19 arrests and 10 subsequent convictions, and stated that without the wiretap evidence, “three separate organizations would still be actively dealing drugs.” In Middlesex County, New Jersey, a 15-day telephone wiretap used in a gambling investigation resulted in the seizure of gambling records and approximately \$45,000, and led to the arrest of 7 persons.

Table 6 presents the numbers of persons arrested and convicted as a result of interceptions reported as terminated in 1999. As of December 31, 1999, a total of 4,372 persons had been arrested based on interceptions of wire, oral, or electronic communications, 15 percent (654 persons) of whom were convicted (a decrease from the 1998 conviction rate of 26 percent, returning to a percentage rate closer to the 1997 conviction rate of 18 percent). Federal wiretaps were responsible for the most arrests (66 percent) and convictions (55 percent) during 1999. A wiretap in the Western District of New York resulted in the most arrests of any intercept in 1999. This wiretap,

which was the lead wiretap of three used in a narcotics investigation, led to the arrest of 83 persons. A wiretap in the Southern District of Florida produced the most convictions of any wiretap when an intercept used in a drug investigation resulted in the conviction of 23 of the 26 persons arrested. Among state intercepts, the wiretap producing the most arrests took place in Middlesex County, New Jersey, where an intercept conducted as part of a drug investigation resulted in the arrests of 72 persons. Two jurisdictions reported the largest number of convictions arising from state wiretaps (21 convictions each). In Suffolk County, New York, one intercept used in a drug investigation led to the conviction of 21 of the 33 persons arrested; in Kings County, New York, an intercept used in an investigation of assault, robbery, and conspiracy resulted in the conviction of 21 of the 28 persons arrested. Because criminal cases involving the use of electronic surveillance may still be under active investigation, the results of many of the intercepts concluded in 1999 may not have been reported. Prosecutors will report the costs, arrests, trials, motions to suppress evidence, and convictions related directly to these intercepts in future supplementary reports, which will be noted in Appendix Tables A-2 or B-2 of subsequent volumes of the *Wiretap Report*.

Summary of Reports for Years Ending December 31, 1989 Through 1999

Table 7 provides information on intercepts reported each year from 1989 to 1999. The table specifies the number of intercept applications requested, denied, authorized, and installed; the number of extensions granted; the average length

of original orders and extensions; the locations of intercepts; the major offenses investigated; average costs; and the average number of persons intercepted, communications intercepted, and incriminating intercepts. From 1989 to 1999, the number of intercept applications authorized increased 77 percent. The majority of wiretaps involved drug-related investigations, ranging from 62 percent of all applications authorized in 1989 to 72 percent in 1999.

Supplementary Reports

Under 18 U.S.C. 2519(2), prosecuting officials must file supplementary reports on additional court or police activity occurring as a result of intercepts reported in prior years. Because many wiretap orders are related to large-scale criminal investigations that cross county and state boundaries, supplementary reports are necessary to fulfill reporting requirements. Arrests, trials, and convictions resulting from these interceptions often do not occur within the same year in which the intercept was first reported. Appendix Tables A-2 and B-2 provide detailed data from all supplementary reports submitted.

During 1999, a total of 2,076 arrests, 1,996 convictions, and additional costs of \$5,262,325 resulted from wiretaps completed in previous years. Table 8 summarizes additional prosecution activity by jurisdiction for intercepts terminated in the years noted. Most of the additional activity reported in 1999 involved wiretaps terminated in 1998. Intercepts concluded in 1998 led to 61 percent of arrests, 61 percent of convictions, and 74 percent of expenditures reported in 1999 for wiretaps terminated in prior years. Table 9 reflects the total number of arrests and convictions resulting from intercepts terminated in calendar years 1989 through 1999.

Table 1
Jurisdictions With Statutes Authorizing the Interception
of Wire, Oral, or Electronic Communications
Effective During the Period January 1 Through December 31, 1999*

Jurisdiction	Statutory Citation**	Reported Use of Wiretap in 1999	Number of Orders Authorized in 1999
Federal	18:2510 - 2520	Yes	601
Alaska	12.37	No	-
Arizona	13-3007 - 13-3018	Yes	8
California	629 - 629.48	Yes	76
Colorado	16-15-102	Yes	2
Connecticut	54-41a - 54-41t	Yes	15
Delaware	11 Del.C.Chap.24	Yes	1
District of Columbia	23.541 - 23:556	No	-
Florida	934.01 - 934.10	Yes	23
Georgia	16-11-64	Yes	11
Hawaii	803-41 - 803-48	No	-
Idaho	18-6701 - 18-6710	Yes	1
Illinois	38:108B-1	Yes	50
Indiana	35-33.5-3-1	No	-
Iowa	808B.1 - 808B.9	No	-
Kansas	22-2514 - 22-2516	Yes	4
Louisiana	Act No. 121 3B No.233 15:1308(A)(2)	No	-
Maryland	10-401 - 10-411	Yes	6
Massachusetts	272:99	Yes	15
Minnesota	626A.01 - 626A.21	Yes	6
Mississippi	41-29-501	Yes	3
Missouri	33-542.400 - 542.424	No	-
Nebraska	86-701 - 86-707	Yes	4
Nevada	179.410 - 179.515, NRS 200.620	Yes	9
New Hampshire	570-A:1 - A:11	Yes	9
New Jersey	2A:156A-1 - 156A-26	Yes	71
New Mexico	30-12-2 - 30-12-11	No	-
New York	CPL Article 700	Yes	343
North Carolina	N.C.G.S. 15A-286	No	-
North Dakota	29-29.2	No	-
Ohio	2933.51 - 2933.66	Yes	3
Oklahoma	13:176.7	Yes	6
Oregon	133.723 - 133.739	Yes	1
Pennsylvania	18:5701	Yes	69
Rhode Island	12-5.1-1 - 12-5.1-16	No	-
South Dakota	23A - 35A	No	-
Tennessee	40-6-301 - 40-6-311	Yes	1
Texas	18.20	Yes	4
Utah	77-23a-1 - 77-23a-11	Yes	2
Virgin Islands	5:4701 - 4707	No	-
Virginia	19.2-61	Yes	6
Washington	9.73	No	-
West Virginia	62-1D-11	No	-
Wisconsin	968.27 - 968.33	No	-
Wyoming	7-3-601 - 7-3-611	No	-

* Pursuant to provisions of the Omnibus Crime Control and Safe Streets Act of 1968, 18 U.S.C. 2519.

** Includes only those jurisdictions that enacted legislation during or before calendar year 1999.

Table 2
Intercept Orders Issued by Judges During Calendar Year 1999

Reporting Jurisdiction	Number of Intercept Orders					Number of Extensions	Avg. Length (in Days)			Place/Facility Authorized in Original Application						
	Authorized	Amended	No Prosecutor's Report	Never Installed	Installed*		Original Authorization	Extensions	Total Number of Days in Operation	Single-Family Dwelling	Apartment	Multi-Dwelling	Business	Roving	Combination**	Other
TOTAL	1,350	2	42	31	1,277	1,367	27	29	63,243	248	92	1	59	18	269	663
FEDERAL	601	1	-	6	595	461	29	29	27,108	93	25	-	30	1	133	319
ARIZONA																
MARICOPA	4	-	1	-	3	3	30	30	80	1	-	-	-	-	3	-
STATE ATTORNEY GENERAL	4	-	-	-	4	2	30	30	135	2	1	-	-	-	1	-
CALIFORNIA																
LOS ANGELES	62	-	-	2	60	19	30	30	1,955	11	-	-	-	-	16	35
MONTEREY	1	-	-	-	1	-	7	-	7	-	-	-	-	-	-	1
ORANGE	1	-	1	-	-	-	30	-	-	1	-	-	-	-	-	-
SAN BERNARDINO	3	-	-	-	3	3	30	30	153	-	-	-	-	-	-	3
SAN LUIS OBISPO	1	-	-	-	1	-	14	-	14	1	-	-	-	-	-	-
SANTA CRUZ	2	-	-	-	2	-	7	-	9	2	-	-	-	-	-	-
SONOMA	1	-	-	-	1	-	30	-	7	1	-	-	-	-	-	-
VENTURA	5	-	-	-	5	1	26	20	109	-	-	-	-	1	3	1
COLORADO																
8TH JUDICIAL DISTRICT (JACKSON/LARIMER)	1	-	-	-	1	1	30	30	51	-	-	-	-	-	1	-
18TH JUDICIAL DISTRICT (ARAPAHOE)	1	-	-	-	1	1	30	30	60	-	-	-	-	-	1	-
CONNECTICUT																
FAIRFIELD	1	-	-	-	1	-	15	-	11	1	-	-	-	-	-	-
LITCHFIELD	6	-	-	-	6	-	15	-	66	4	-	-	-	-	-	2
NEW HAVEN	4	-	-	-	4	-	15	-	38	4	-	-	-	-	-	-
NEW LONDON	2	-	-	-	2	-	15	-	24	-	1	-	-	-	-	1
STATE ATTORNEY GENERAL	2	-	-	-	2	-	15	-	13	2	-	-	-	-	-	-
DELAWARE																
NEW CASTLE	1	-	1	-	-	-	4	-	-	-	-	-	-	-	1	-
FLORIDA																
2ND JUDICIAL CIRCUIT (LEON)	4	-	-	-	4	2	30	30	119	1	1	-	-	-	-	2
5TH JUDICIAL CIRCUIT (LAKE/MARION)	2	-	-	-	2	1	30	30	90	2	-	-	-	-	-	-
6TH JUDICIAL CIRCUIT (PINELLAS)	1	-	-	-	1	-	1	-	1	-	-	-	1	-	-	-
11TH JUDICIAL CIRCUIT (DADE)	1	-	-	-	1	-	18	-	18	-	-	-	-	-	-	1
13TH JUDICIAL CIRCUIT (HILLSBOROUGH)	6	-	-	-	6	5	30	30	290	-	-	-	-	-	5	1
18TH JUDICIAL CIRCUIT (BREVARD/SEMINOLE)	8	-	-	-	8	4	28	30	233	2	-	-	1	-	-	5
STATE ATTORNEY GENERAL	1	-	-	-	1	-	30	-	25	-	-	-	-	-	-	1
GEORGIA																
BALDWIN	3	-	-	-	3	1	20	20	70	1	-	-	-	-	-	2
BIBB	3	-	-	-	3	-	20	-	42	-	-	-	1	2	-	-
CLARKE	1	-	-	-	1	-	20	-	15	-	-	-	1	-	-	-
CLAYTON	1	-	1	-	-	-	20	-	-	-	-	-	-	-	-	1
COFFEE	1	-	-	-	1	-	3	-	3	-	-	-	-	-	-	1
ROCKDALE	2	-	-	-	2	1	20	20	60	2	-	-	-	-	-	-

Table 2
Intercept Orders Issued by Judges During Calendar Year 1999 (Continued)

Reporting Jurisdiction	Number of Intercept Orders					Number of Extensions	Avg. Length (in Days)			Place/Facility Authorized in Original Application							
	Authorized	Amended	No Prosecutor's Report	Never Installed	Installed*		Original Authorization	Extensions	Total Number of Days in Operation	Single-Family Dwelling	Apartment	Multi-Dwelling	Business	Roving	Combination**	Other	
IDAHO																	
CANYON	1	-	-	-	1	-	7	-	7	1	-	-	-	-	-	-	-
ILLINOIS																	
EDGAR	5	-	-	2	3	2	9	10	7	-	-	-	-	4	-	1	
IROQUOIS	1	-	-	-	1	-	10	-	1	1	-	-	-	-	-	-	
MCHENRY	13	-	-	-	13	2	10	10	28	5	-	1	3	-	2	2	
MOULTRIE	4	-	-	1	3	3	10	10	3	2	1	-	-	-	-	1	
POPE	1	-	-	-	1	-	10	-	1	1	-	-	-	-	-	-	
RICHLAND	2	-	-	1	1	-	10	-	1	-	-	-	-	2	-	-	
WASHINGTON	24	-	-	6	18	-	10	-	20	8	5	-	-	-	-	11	
KANSAS																	
JOHNSON	4	-	-	-	4	1	30	30	69	1	-	-	-	3	-	-	
MARYLAND																	
ALLEGANY	1	-	-	-	1	-	1	-	1	-	-	-	1	-	-	-	
CECIL	1	-	-	-	1	1	30	30	30	1	-	-	-	-	-	-	
HOWARD	3	-	-	-	3	-	30	-	53	1	-	-	-	1	1	-	
STATE ATTORNEY GENERAL	1	-	-	-	1	-	30	-	9	-	-	-	-	-	1	-	
MASSACHUSETTS																	
STATE ATTORNEY GENERAL	15	-	-	1	14	21	15	15	370	5	-	-	-	-	4	6	
MINNESOTA																	
CARLTON	1	-	-	-	1	-	30	-	27	-	-	-	-	-	-	1	
CLAY	1	-	-	-	1	-	30	-	15	-	1	-	-	-	-	-	
WINONA	4	-	-	-	4	3	30	30	111	2	-	-	-	1	1	-	
MISSISSIPPI																	
DESOTO	1	-	-	-	1	-	30	-	22	1	-	-	-	-	-	-	
LEE	2	-	-	-	2	1	30	30	59	1	-	-	-	-	-	1	
NEBRASKA																	
DOUGLAS	4	-	-	-	4	3	30	23	169	3	-	-	-	-	-	1	
NEVADA																	
CLARK	9	1	-	-	9	-	30	-	102	5	1	-	1	-	-	2	
NEW HAMPSHIRE																	
STATE ATTORNEY GENERAL	9	-	-	-	9	23	10	10	312	2	1	-	1	-	-	5	
NEW JERSEY																	
BERGEN	2	-	2	-	-	-	20	-	-	-	1	-	-	-	-	1	
CAMDEN	6	-	5	-	1	2	28	30	6	3	-	-	-	-	3	-	
ESSEX	1	-	-	-	1	-	20	-	17	-	1	-	-	-	-	-	
GLOUCESTER	2	-	-	-	2	-	20	-	24	1	1	-	-	-	-	-	
HUDSON	12	-	7	-	5	16	30	30	366	2	-	-	1	-	-	9	
HUNTERDON	1	-	-	-	1	-	20	-	20	-	-	-	-	1	-	-	
MERCER	2	-	2	-	-	3	20	10	-	-	-	-	-	-	-	2	
MIDDLESEX	10	-	-	-	10	-	20	-	146	5	-	-	-	1	-	4	
PASSAIC	5	-	-	-	5	9	28	30	338	-	1	-	-	-	-	4	
SOMERSET	7	-	-	-	7	3	20	10	140	1	2	-	-	-	-	4	
STATE ATTORNEY GENERAL	12	-	12	-	-	8	30	30	-	2	-	-	1	-	1	8	
UNION	11	-	-	-	11	5	20	10	253	-	1	-	-	-	5	5	

Table 2
Intercept Orders Issued by Judges During Calendar Year 1999 (Continued)

Reporting Jurisdiction	Number of Intercept Orders					Number of Extensions	Avg. Length (in Days)			Place/Facility Authorized in Original Application						
	Authorized	Amended	No Prosecutor's Report	Never Installed	Installed*		Original Authorization	Extensions	Total Number of Days in Operation	Single-Family Dwelling	Apartment	Multi-Dwelling	Business	Rowing	Combination**	Other
NEW YORK																
BRONX	5	-	-	-	5	3	30	30	182	-	1	-	-	-	2	2
KINGS	16	-	-	1	15	15	30	30	704	2	5	-	1	-	-	8
MADISON	1	-	-	-	1	1	30	30	41	-	-	-	-	-	1	-
MONROE	5	-	5	-	-	1	30	30	-	4	-	-	-	-	-	1
NASSAU	14	-	-	-	14	6	28	30	386	2	1	-	-	-	7	4
NEW YORK	83	-	1	1	81	374	30	30	12,737	8	5	-	5	-	48	17
NY ORGANIZED CRIME TASK FORCE	12	-	-	-	12	24	30	30	916	3	1	-	1	-	7	-
NYC SPECIAL NARCOTICS BUREAU	135	-	-	5	130	170	30	30	7,102	-	13	-	2	-	-	120
ONONDAGA	1	-	-	-	1	-	30	-	30	1	-	-	-	-	-	-
OSWEGO	1	-	-	-	1	-	30	-	22	1	-	-	-	-	-	-
QUEENS	15	-	-	-	15	56	30	30	1,772	-	-	-	-	-	11	4
RENSSELAER	1	-	-	-	1	-	30	-	29	-	-	-	-	-	-	1
ROCKLAND	6	-	-	1	5	6	30	30	301	-	1	-	-	-	5	-
SARATOGA	1	-	-	-	1	-	30	-	25	-	-	-	-	-	-	1
SUFFOLK	22	-	-	-	22	16	30	30	912	13	1	-	-	-	-	8
TOMPKINS	2	-	2	-	-	-	30	-	-	-	2	-	-	-	-	-
WESTCHESTER	23	-	-	-	23	59	30	30	2,157	-	9	-	3	-	2	9
OHIO																
DARKE	2	-	-	-	2	-	10	-	10	-	-	-	-	-	-	2
ROSS	1	-	-	1	-	-	30	-	-	-	1	-	-	-	-	-
OKLAHOMA																
OKLAHOMA	6	-	-	1	5	1	30	30	112	4	-	-	-	-	-	2
OREGON																
MULTNOMAH	1	-	-	-	1	-	30	-	26	-	-	-	-	-	1	-
PENNSYLVANIA																
BERKS	3	-	-	-	3	2	30	30	107	-	-	-	-	-	-	3
BUCKS	1	-	-	-	1	-	30	-	30	-	-	-	-	-	-	1
CHESTER	3	-	-	1	2	-	30	-	29	-	-	-	-	-	-	3
DELAWARE	6	-	-	-	6	-	30	-	180	-	-	-	-	-	-	6
LACKAWANNA	1	-	1	-	-	-	30	-	-	-	1	-	-	-	-	-
MONTGOMERY	8	-	1	-	7	-	26	-	64	-	-	-	2	1	3	2
PHILADELPHIA	22	-	-	1	21	12	30	30	785	6	7	-	-	-	-	9
STATE ATTORNEY GENERAL	25	-	-	-	25	9	30	30	746	11	-	-	1	-	-	13
TENNESSEE																
MONTGOMERY	1	-	-	-	1	-	30	-	23	1	-	-	-	-	-	-
TEXAS																
SHELBY	1	-	-	-	1	-	30	-	25	-	-	-	-	-	-	1
TOM GREEN	3	-	-	-	3	1	23	30	83	2	-	-	-	-	-	1
UTAH																
SALT LAKE	2	-	-	-	2	-	30	-	51	2	-	-	-	-	-	-
VIRGINIA																
STATE ATTORNEY GENERAL	6	-	-	-	6	-	30	-	123	3	-	-	2	-	-	1

* Based on the actual number of intercept devices installed as reported by the prosecuting official.

** Combination refers to the number of authorized interceptions for which more than one location was reported.

Table 3
Major Offenses for Which Court-Authorized Intercepts Were Granted
Pursuant to 18 U.S.C. 2519
January 1 Through December 31, 1999

Reporting Jurisdiction	Total	Bribery	Gambling	Homicide and Assault	Kidnapping	Larceny, Theft, and Robbery	Loansharking, Usury, and Extortion	Narcotics	Racketeering	Other
TOTAL	1,350	42	60	62	7	12	11	978	139	39
FEDERAL	601	1	-	4	3	2	2	504	61	24
ARIZONA										
MARICOPA	4	-	-	1	-	-	-	3	-	-
STATE ATTORNEY GENERAL	4	-	-	-	-	-	-	3	1	-
CALIFORNIA										
LOS ANGELES	62	-	-	7	-	-	-	55	-	-
MONTEREY	1	-	-	1	-	-	-	-	-	-
ORANGE	1	-	-	1	-	-	-	-	-	-
SAN BERNARDINO	3	-	-	-	-	-	-	3	-	-
SAN LUIS OBISPO	1	-	-	1	-	-	-	-	-	-
SANTA CRUZ	2	-	-	2	-	-	-	-	-	-
SONOMA	1	-	-	1	-	-	-	-	-	-
VENTURA	5	-	-	1	-	-	-	4	-	-
COLORADO										
8TH JUDICIAL DISTRICT (JACKSON/LARIMER)	1	-	-	-	-	-	-	1	-	-
18TH JUDICIAL DISTRICT (ARAPAHOE)	1	-	-	-	-	-	-	1	-	-
CONNECTICUT										
FAIRFIELD	1	-	-	-	-	-	-	-	1	-
LITCHFIELD	6	-	-	-	-	-	-	6	-	-
NEW HAVEN	4	-	2	-	-	-	2	-	-	-
NEW LONDON	2	-	-	-	-	-	-	2	-	-
STATE ATTORNEY GENERAL	2	-	-	-	-	-	-	-	2	-
DELAWARE										
NEW CASTLE	1	-	-	1	-	-	-	-	-	-
FLORIDA										
2ND JUDICIAL CIRCUIT (LEON)	4	-	-	-	-	-	-	4	-	-
5TH JUDICIAL CIRCUIT (LAKE/MARION)	2	-	-	1	1	-	-	-	-	-
6TH JUDICIAL CIRCUIT (PINELLAS)	1	-	-	1	-	-	-	-	-	-
11TH JUDICIAL CIRCUIT (DADE)	1	-	-	-	-	-	-	-	1	-
13TH JUDICIAL CIRCUIT (HILLSBOROUGH)	6	-	-	1	-	-	-	5	-	-
18TH JUDICIAL CIRCUIT (BREVARD/SEMINOLE)	8	-	-	-	-	-	-	8	-	-
STATE ATTORNEY GENERAL	1	-	-	-	-	-	-	-	1	-
GEORGIA										
BALDWIN	3	-	-	-	-	-	-	3	-	-
BIBB	3	-	-	-	-	-	-	-	3	-
CLARKE	1	-	-	-	-	-	-	1	-	-

Table 3
Major Offenses for Which Court-Authorized Intercepts Were Granted
Pursuant to 18 U.S.C. 2519
January 1 Through December 31, 1999 (Continued)

Reporting Jurisdiction	Total	Bribery	Gambling	Homicide and Assault	Kidnapping	Larceny, Theft, and Robbery	Loansharking, Usury, and Extortion	Narcotics	Racketeering	Other
GEORGIA (Continued)										
CLAYTON	1	-	-	-	-	-	-	1	-	-
COFFEE	1	-	-	1	-	-	-	-	-	-
ROCKDALE	2	-	-	-	-	-	-	2	-	-
IDAHO										
CANYON	1	-	-	1	-	-	-	-	-	-
ILLINOIS										
EDGAR	5	-	-	1	-	-	-	1	-	3
IROQUOIS	1	-	-	1	-	-	-	-	-	-
MCHENRY	13	-	-	3	-	2	-	5	-	3
MOULTRIE	4	-	-	-	-	-	-	4	-	-
POPE	1	-	-	1	-	-	-	-	-	-
RICHLAND	2	-	-	-	-	-	-	1	-	1
WASHINGTON	24	-	-	-	-	-	-	22	-	2
KANSAS										
JOHNSON	4	-	-	-	-	-	-	4	-	-
MARYLAND										
ALLEGANY	1	-	-	1	-	-	-	-	-	-
CECIL	1	-	-	-	-	-	-	1	-	-
HOWARD	3	-	-	-	-	-	-	3	-	-
STATE ATTORNEY GENERAL	1	-	-	-	-	-	-	1	-	-
MASSACHUSETTS										
STATE ATTORNEY GENERAL	15	-	-	-	-	-	-	15	-	-
MINNESOTA										
CARLTON	1	-	-	-	1	-	-	-	-	-
CLAY	1	-	-	1	-	-	-	-	-	-
WINONA	4	-	-	-	-	-	-	4	-	-
MISSISSIPPI										
DESOTO	1	-	-	-	-	-	-	1	-	-
LEE	2	-	-	-	-	-	-	2	-	-
NEBRASKA										
DOUGLAS	4	-	-	-	-	-	-	4	-	-
NEVADA										
CLARK	9	5	-	2	-	-	-	2	-	-
NEW HAMPSHIRE										
STATE ATTORNEY GENERAL	9	-	-	-	-	-	-	9	-	-
NEW JERSEY										
BERGEN	2	-	2	-	-	-	-	-	-	-
CAMDEN	6	-	1	-	-	-	-	5	-	-
ESSEX	1	-	1	-	-	-	-	-	-	-
GLOUCESTER	2	-	-	-	-	-	-	1	-	1
HUDSON	12	-	6	-	-	-	-	6	-	-
HUNTERDON	1	-	-	-	-	-	-	1	-	-

Table 3
Major Offenses for Which Court-Authorized Intercepts Were Granted
Pursuant to 18 U.S.C. 2519
January 1 Through December 31, 1999 (Continued)

Reporting Jurisdiction	Total	Bribery	Gambling	Homicide and Assault	Kidnapping	Larceny, Theft, and Robbery	Loansharking, Usury, and Extortion	Narcotics	Racketeering	Other
NEW JERSEY (Continued)										
MERCER	2	-	-	-	-	-	-	2	-	-
MIDDLESEX	10	-	6	-	-	-	-	4	-	-
PASSAIC	5	-	-	-	-	-	-	5	-	-
SOMERSET	7	-	-	-	-	-	-	7	-	-
STATE ATTORNEY GENERAL	12	-	-	-	-	-	-	1	11	-
UNION	11	-	-	-	-	-	-	11	-	-
NEW YORK										
BRONX	5	1	-	2	1	-	-	-	1	-
KINGS	16	-	2	1	-	3	6	4	-	-
MADISON	1	-	1	-	-	-	-	-	-	-
MONROE	5	-	-	-	-	-	-	5	-	-
NASSAU	14	-	6	2	-	1	-	5	-	-
NEW YORK	83	35	1	-	-	-	-	3	43	1
NY ORGANIZED CRIME TASK FORCE	12	-	5	-	-	1	-	6	-	-
NYC SPECIAL NARCOTICS BUREAU	135	-	-	-	-	-	-	135	-	-
ONONDAGA	1	-	-	1	-	-	-	-	-	-
OSWEGO	1	-	1	-	-	-	-	-	-	-
QUEENS	15	-	2	2	-	3	-	8	-	-
RENSSELAER	1	-	-	1	-	-	-	-	-	-
ROCKLAND	6	-	-	-	-	-	-	6	-	-
SARATOGA	1	-	-	-	-	-	-	1	-	-
SUFFOLK	22	-	13	1	-	-	-	8	-	-
TOMPKINS	2	-	-	-	-	-	-	2	-	-
WESTCHESTER	23	-	11	-	-	-	1	11	-	-
OHIO										
DARKE	2	-	-	2	-	-	-	-	-	-
ROSS	1	-	-	1	-	-	-	-	-	-
OKLAHOMA										
OKLAHOMA	6	-	-	-	-	-	-	6	-	-
OREGON										
MULTNOMAH	1	-	-	1	-	-	-	-	-	-
PENNSYLVANIA										
BERKS	3	-	-	-	-	-	-	-	-	3
BUCKS	1	-	-	-	-	-	-	1	-	-
CHESTER	3	-	-	-	-	-	-	3	-	-
DELAWARE	6	-	-	6	-	-	-	-	-	-
LACKAWANNA	1	-	-	-	-	-	-	1	-	-
MONTGOMERY	8	-	-	-	1	-	-	6	-	1
PHILADELPHIA	22	-	-	-	-	-	-	8	14	-
STATE ATTORNEY GENERAL	25	-	-	-	-	-	-	25	-	-
TENNESSEE										
MONTGOMERY	1	-	-	1	-	-	-	-	-	-

Table 3
Major Offenses for Which Court-Authorized Intercepts Were Granted
Pursuant to 18 U.S.C. 2519
January 1 Through December 31, 1999 (Continued)

Reporting Jurisdiction	<i>Total</i>	<i>Bribery</i>	<i>Gambling</i>	<i>Homicide and Assault</i>	<i>Kidnapping</i>	<i>Larceny, Theft, and Robbery</i>	<i>Loansharking, Usury, and Extortion</i>	<i>Narcotics</i>	<i>Racketeering</i>	<i>Other</i>
TEXAS										
SHELBY	1	-	-	-	-	-	-	1	-	-
TOM GREEN	3	-	-	-	-	-	-	3	-	-
UTAH										
SALT LAKE	2	-	-	-	-	-	-	2	-	-
VIRGINIA										
STATE ATTORNEY GENERAL	6	-	-	6	-	-	-	-	-	-

Note: This table shows the most serious offense for each court-authorized interception.

Table 4
Summary of Interceptions of Wire, Oral, or Electronic Communications
January 1 Through December 31, 1999*

Reporting Jurisdiction	Number Authorized	Orders for Which Intercepts Installed	Average Number per Order When Installed**		
			Persons Intercepted	Intercepts	Incriminating Intercepts
TOTAL	1,350	1,277	195	1,921	390
FEDERAL	601	595	92	2,305	416
ARIZONA					
MARICOPA	4	3	36	1,015	312
STATE ATTORNEY GENERAL	4	4	206	1,910	153
CALIFORNIA					
LOS ANGELES	62	60	112	861	160
MONTEREY	1	1	10	11	6
ORANGE	1	NP	NP	NP	NP
SAN BERNARDINO	3	3	30	2,257	359
SAN LUIS OBISPO	1	1	10	73	-
SANTA CRUZ	2	2	294	147	13
SONOMA	1	1	2	141	-
VENTURA	5	5	63	553	85
COLORADO					
8TH JUDICIAL DISTRICT (JACKSON/LARIMER)	1	1	1,000	4,058	60
18TH JUDICIAL DISTRICT (ARAPAHOE)	1	1	2	3,236	786
CONNECTICUT					
FAIRFIELD	1	1	26	342	217
LITCHFIELD	6	6	27	62	9
NEW HAVEN	4	4	16	155	115
NEW LONDON	2	2	64	162	34
STATE ATTORNEY GENERAL	2	2	21	237	198
DELAWARE					
NEW CASTLE	1	NP	NP	NP	NP
FLORIDA					
2ND JUDICIAL CIRCUIT (LEON)	4	4	20	1,044	166
5TH JUDICIAL CIRCUIT (LAKE/MARION)	2	2	434	3,028	171
6TH JUDICIAL CIRCUIT (PINELLAS)	1	1	4	2	-
11TH JUDICIAL CIRCUIT (DADE)	1	1	15	233	-
13TH JUDICIAL CIRCUIT (HILLSBOROUGH)	6	6	14	3,139	155
18TH JUDICIAL CIRCUIT (BREVARD/SEMINOLE)	8	8	502	1,092	146
STATE ATTORNEY GENERAL	1	1	30	1,872	371
GEORGIA					
BALDWIN	3	3	5,337	2,687	251
BIBB	3	3	15	456	34
CLARKE	1	1	3	451	85
CLAYTON	1	NP	NP	NP	NP
COFFEE	1	1	3	2	-
ROCKDALE	2	2	10	798	260

Table 4
Summary of Interceptions of Wire, Oral, or Electronic Communications
January 1 Through December 31, 1999 (Continued)*

Reporting Jurisdiction	Number Authorized	Orders for Which Intercepts Installed	Average Number per Order When Installed**		
			Persons Intercepted	Intercepts	Incriminating Intercepts
IDAHO					
CANYON	1	1	15	38	8
ILLINOIS					
EDGAR	5	3	3	2	1
IROQUOIS	1	1	1	1	-
MCHENRY	13	13	1	2	2
MOULTRIE	4	3	2	1	1
POPE	1	1	2	1	1
RICHLAND	2	1	3	1	-
WASHINGTON	24	18	3	1	1
KANSAS					
JOHNSON	4	4	1,123	1,948	561
MARYLAND					
ALLEGANY	1	1	2	1	-
CECIL	1	1	25	1,658	38
HOWARD	3	3	34	422	57
STATE ATTORNEY GENERAL	1	1	31	56	12
MASSACHUSETTS					
STATE ATTORNEY GENERAL	15	14	39	981	624
MINNESOTA					
CARLTON	1	1	1	404	-
CLAY	1	1	17	321	28
WINONA	4	4	431	2,953	229
MISSISSIPPI					
DESOTO	1	1	NR	2,838	209
LEE	2	2	113	2,156	84
NEBRASKA					
DOUGLAS	4	4	24	2,618	541
NEVADA					
CLARK	9	9	54	457	21
NEW HAMPSHIRE					
STATE ATTORNEY GENERAL	9	9	396	785	112
NEW JERSEY					
BERGEN	2	NP	NP	NP	NP
CAMDEN	6	1	1,074	537	8
ESSEX	1	1	1,156	578	209
GLOUCESTER	2	2	51	223	21
HUDSON	12	5	16	838	56
HUNTERDON	1	1	93	922	170
MERCER	2	NP	NP	NP	NP
MIDDLESEX	10	10	44	413	183
PASSAIC	5	5	51	2,723	740
SOMERSET	7	7	78	824	165
STATE ATTORNEY GENERAL	12	NP	NP	NP	NP
UNION	11	11	13	889	1,110

Table 4
Summary of Interceptions of Wire, Oral, or Electronic Communications
January 1 Through December 31, 1999 (Continued)*

Reporting Jurisdiction	Number Authorized	Orders for Which Intercepts Installed	Average Number per Order When Installed**		
			Persons Intercepted	Intercepts	Incriminating Intercepts
NEW YORK					
BRONX	5	5	7,361	4,270	64
KINGS	16	15	70	1,548	1,032
MADISON	1	1	7	2,626	30
MONROE	5	NP	NP	NP	NP
NASSAU	14	14	26	1,944	859
NEW YORK	83	81	804	2,130	332
NY ORGANIZED CRIME TASK FORCE	12	12	86	5,005	1,823
NYC SPECIAL NARCOTICS BUREAU	135	130	154	1,773	225
ONONDAGA	1	1	5	4,186	4
OSWEGO	1	1	45	777	777
QUEENS	15	15	159	7,470	2,808
RENSSELAER	1	1	1	290	-
ROCKLAND	6	5	157	1,699	374
SARATOGA	1	1	25	1,695	800
SUFFOLK	22	22	47	1,404	283
TOMPKINS	2	NP	NP	NP	NP
WESTCHESTER	23	23	47	1,851	641
OHIO					
DARKE	2	2	1	1	1
ROSS	1	-	-	-	-
OKLAHOMA					
OKLAHOMA	6	5	173	3,312	248
OREGON					
MULTNOMAH	1	1	180	2,388	1,000
PENNSYLVANIA					
BERKS	3	3	51	1,037	195
BUCKS	1	1	13	30	29
CHESTER	3	2	4	17	8
DELAWARE	6	6	-	-	-
LACKAWANNA	1	NP	NP	NP	NP
MONTGOMERY	8	7	67	212	29
PHILADELPHIA	22	21	79	1,855	789
STATE ATTORNEY GENERAL	25	25	50	776	158
TENNESSEE					
MONTGOMERY	1	1	11	205	70
TEXAS					
SHELBY	1	1	1,276	851	21
TOM GREEN	3	3	2,342	2,173	113
UTAH					
SALT LAKE	2	2	47	3,103	164
VIRGINIA					
STATE ATTORNEY GENERAL	6	6	7	600	13

* NR = Not reported or could not be determined. NP = No prosecutor's report.

** Excludes those reports in which the number of persons intercepted, the number of intercepts, or the number of incriminating intercepts was not reported or could not be determined.

Table 5
Average Cost per Order
January 1 Through December 31, 1999*

Reporting Jurisdiction	Authorized Orders for Which Intercepts Installed	Intercept Orders for Which Cost Reported**	Average Cost per Order in \$
TOTAL	1,277	1,232	57,511
FEDERAL	595	579	73,616
ARIZONA			
MARICOPA	3	3	126,393
STATE ATTORNEY GENERAL	4	4	101,994
CALIFORNIA			
LOS ANGELES	60	60	41,718
MONTEREY	1	1	1,480
ORANGE	NP	NP	NP
SAN BERNARDINO	3	3	45,498
SAN LUIS OBISPO	1	1	50,624
SANTA CRUZ	2	2	6,740
SONOMA	1	1	4,211
VENTURA	5	5	18,660
COLORADO			
8TH JUDICIAL DISTRICT (JACKSON/LARIMER)	1	1	473,000
18TH JUDICIAL DISTRICT (ARAPAHOE)	1	1	194,341
CONNECTICUT			
FAIRFIELD	1	1	6,300
LITCHFIELD	6	6	3,308
NEW HAVEN	4	4	4,845
NEW LONDON	2	2	38,580
STATE ATTORNEY GENERAL	2	2	5,100
DELAWARE			
NEW CASTLE	NP	NP	NP
FLORIDA			
2ND JUDICIAL CIRCUIT (LEON)	4	4	113,819
5TH JUDICIAL CIRCUIT (LAKE/MARION)	2	2	29,683
6TH JUDICIAL CIRCUIT (PINELLAS)	1	1	6,000
11TH JUDICIAL CIRCUIT (DADE)	1	1	82,000
13TH JUDICIAL CIRCUIT (HILLSBOROUGH)	6	6	136,996
18TH JUDICIAL CIRCUIT (BREVARD/SEMINOLE)	8	8	29,125
STATE ATTORNEY GENERAL	1	1	54,871
GEORGIA			
BALDWIN	3	3	37,714

Table 5
Average Cost per Order
January 1 Through December 31, 1999 (Continued)*

Reporting Jurisdiction	Authorized Orders for Which Intercepts Installed	Intercept Orders for Which Cost Reported**	Average Cost per Order in \$
GEORGIA (Continued)			
BIBB	3	3	9,255
CLARKE	1	-	-
CLAYTON	NP	NP	NP
COFFEE	1	1	1,200
ROCKDALE	2	2	25,242
IDAHO			
CANYON	1	1	2,738
ILLINOIS			
EDGAR	3	3	507
IROQUOIS	1	-	-
MCHENRY	13	2	206
MOULTRIE	3	-	-
POPE	1	-	-
RICHLAND	1	1	50
WASHINGTON	18	17	161
KANSAS			
JOHNSON	4	4	77,192
MARYLAND			
ALLEGANY	1	-	-
CECIL	1	1	58,400
HOWARD	3	3	10,260
STATE ATTORNEY GENERAL	1	1	4,800
MASSACHUSETTS			
STATE ATTORNEY GENERAL	14	14	40,037
MINNESOTA			
CARLTON	1	1	4,112
CLAY	1	1	64,500
WINONA	4	4	45,666
MISSISSIPPI			
DESOTO	1	1	6,885
LEE	2	2	13,109
NEBRASKA			
DOUGLAS	4	4	108,027
NEVADA			
CLARK	9	9	7,521
NEW HAMPSHIRE			
STATE ATTORNEY GENERAL	9	9	23,133
NEW JERSEY			
BERGEN	NP	NP	NP
CAMDEN	1	1	17,020
ESSEX	1	1	30,530
GLOUCESTER	2	2	43,560

Table 5
Average Cost per Order
January 1 Through December 31, 1999 (Continued)*

Reporting Jurisdiction	Authorized Orders for Which Intercepts Installed	Intercept Orders for Which Cost Reported**	Average Cost per Order in \$
NEW JERSEY (Continued)			
HUDSON	5	5	17,063
HUNTERDON	1	1	43,700
MERCER	NP	NP	NP
MIDDLESEX	10	10	11,922
PASSAIC	5	5	70,200
SOMERSET	7	7	35,776
STATE ATTORNEY GENERAL	NP	NP	NP
UNION	11	11	40,628
NEW YORK			
BRONX	5	5	40,094
KINGS	15	14	46,543
MADISON	1	1	66,000
MONROE	NP	NP	NP
NASSAU	14	13	55,941
NEW YORK	81	81	65,076
NY ORGANIZED CRIME TASK FORCE	12	12	202,077
NYC SPECIAL NARCOTICS BUREAU	130	124	11,918
ONONDAGA	1	1	15,600
OSWEGO	1	1	5,500
QUEENS	15	15	93,833
RENSSELAER	1	1	6,000
ROCKLAND	5	5	33,040
SARATOGA	1	1	33,903
SUFFOLK	22	22	23,849
TOMPKINS	NP	NP	NP
WESTCHESTER	23	23	56,140
OHIO			
DARKE	2	2	12,150
ROSS	-	-	-
OKLAHOMA			
OKLAHOMA	5	4	174,000
OREGON			
MULTNOMAH	1	1	136,154
PENNSYLVANIA			
BERKS	3	3	67,699
BUCKS	1	1	468
CHESTER	2	2	1,388
DELAWARE	6	6	1,472
LACKAWANNA	NP	NP	NP
MONTGOMERY	7	6	14,746
PHILADELPHIA	21	21	51,338
STATE ATTORNEY GENERAL	25	25	59,208
TENNESSEE			
MONTGOMERY	1	1	26,174

Table 5
Average Cost per Order
January 1 Through December 31, 1999 (Continued)*

Reporting Jurisdiction	Authorized Orders for Which Intercepts Installed	Intercept Orders for Which Cost Reported**	Average Cost per Order in \$
TEXAS			
SHELBY	1	1	39,081
TOM GREEN	3	3	69,278
UTAH			
SALT LAKE	2	2	29,948
VIRGINIA			
STATE ATTORNEY GENERAL	6	6	36,653

* NR = Not reported or no response or not available. NP = No prosecutor's report.

** Includes costs for orders for which intercepts were installed but not used.

Table 6
Types of Surveillance Used, Arrests, and Convictions for Intercepts Installed
January 1 Through December 31, 1999*

Reporting Jurisdiction	Orders for Which Intercepts Installed	Phone Wire	Microphone Eavesdrop	Electronic	Combination**	Number of Persons	
						Arrested	Convicted***
TOTAL	1,277	399	58	676	144	4,372	654
FEDERAL	595	155	8	341	91	2,882	360
ARIZONA							
MARICOPA	3	1	-	-	2	18	3
STATE ATTORNEY GENERAL	4	3	-	-	1	23	-
CALIFORNIA							
LOS ANGELES	60	14	-	39	7	183	11
MONTEREY	1	1	-	-	-	1	1
ORANGE	NP	-	-	-	-	-	-
SAN BERNARDINO	3	-	-	3	-	13	-
SAN LUIS OBISPO	1	1	-	-	-	-	-
SANTA CRUZ	2	2	-	-	-	-	-
SONOMA	1	1	-	-	-	-	-
VENTURA	5	3	-	1	1	29	15
COLORADO							
8TH JUDICIAL DISTRICT (JACKSON/LARIMER)	1	-	-	-	1	4	-
18TH JUDICIAL DISTRICT (ARAPAHOE)	1	-	-	-	1	11	-
CONNECTICUT							
FAIRFIELD	1	1	-	-	-	-	-
LITCHFIELD	6	4	-	2	-	6	-
NEW HAVEN	4	4	-	-	-	9	-
NEW LONDON	2	1	-	1	-	9	-
STATE ATTORNEY GENERAL	2	2	-	-	-	-	-
DELAWARE							
NEW CASTLE	NP	-	-	-	-	-	-
FLORIDA							
2ND JUDICIAL CIRCUIT (LEON)	4	2	-	2	-	17	4
5TH JUDICIAL CIRCUIT (LAKE/MARION)	2	2	-	-	-	6	-
6TH JUDICIAL CIRCUIT (PINELLAS)	1	-	1	-	-	-	-
11TH JUDICIAL CIRCUIT (DADE)	1	-	-	1	-	2	-
13TH JUDICIAL CIRCUIT (HILLSBOROUGH)	6	-	1	-	5	81	6
18TH JUDICIAL CIRCUIT (BREVARD/SEMINOLE)	8	3	-	5	-	21	7
STATE ATTORNEY GENERAL	1	-	-	1	-	11	-

Table 6
Types of Surveillance Used, Arrests, and Convictions for Intercepts Installed
January 1 Through December 31, 1999 (Continued)*

Reporting Jurisdiction	Orders for Which Intercepts Installed	Phone Wire	Microphone Eavesdrop	Electronic	Combination**	Number of Persons	
						Arrested	Convicted***
GEORGIA							
BALDWIN	3	1	-	2	-	18	15
BIBB	3	3	-	-	-	4	-
CLARKE	1	1	-	-	-	3	-
CLAYTON	NP	-	-	-	-	-	-
COFFEE	1	-	1	-	-	-	-
ROCKDALE	2	2	-	-	-	8	1
IDAHO							
CANYON	1	1	-	-	-	1	-
ILLINOIS							
EDGAR	3	1	2	-	-	2	2
IROQUOIS	1	1	-	-	-	-	-
MCHENRY	13	1	12	-	-	15	6
MOULTRIE	3	-	3	-	-	3	1
POPE	1	1	-	-	-	1	-
RICHLAND	1	-	1	-	-	-	-
WASHINGTON	18	-	18	-	-	16	4
KANSAS							
JOHNSON	4	4	-	-	-	5	4
MARYLAND							
ALLEGANY	1	-	1	-	-	-	-
CECIL	1	1	-	-	-	2	-
HOWARD	3	2	-	1	-	-	-
STATE ATTORNEY GENERAL	1	-	-	-	1	-	-
MASSACHUSETTS							
STATE ATTORNEY GENERAL	14	5	-	8	1	19	10
MINNESOTA							
CARLTON	1	1	-	-	-	1	-
CLAY	1	1	-	-	-	2	-
WINONA	4	3	-	1	-	17	3
MISSISSIPPI							
DESOTO	1	1	-	-	-	-	-
LEE	2	1	-	1	-	2	-
NEBRASKA							
DOUGLAS	4	3	-	1	-	25	1
NEVADA							
CLARK	9	7	-	2	-	2	-
NEW HAMPSHIRE							
STATE ATTORNEY GENERAL	9	4	-	5	-	-	-

Table 6
Types of Surveillance Used, Arrests, and Convictions for Intercepts Installed
January 1 Through December 31, 1999 (Continued)*

Reporting Jurisdiction	Orders for Which Intercepts Installed	Phone Wire	Microphone Eavesdrop	Electronic	Combination**	Number of Persons	
						Arrested	Convicted***
NEW JERSEY							
BERGEN	NP	-	-	-	-	-	-
CAMDEN	1	1	-	-	-	-	-
ESSEX	1	1	-	-	-	5	-
GLOUCESTER	2	2	-	-	-	4	-
HUDSON	5	2	-	3	-	10	-
HUNTERDON	1	1	-	-	-	33	-
MERCER	NP	-	-	-	-	-	-
MIDDLESEX	10	6	-	4	-	151	-
PASSAIC	5	1	-	4	-	5	-
SOMERSET	7	3	-	4	-	60	17
STATE ATTORNEY GENERAL	NP	-	-	-	-	-	-
UNION	11	1	-	5	5	38	-
NEW YORK							
BRONX	5	2	-	2	1	5	-
KINGS	15	7	2	6	-	63	30
MADISON	1	1	-	-	-	2	2
MONROE	NP	-	-	-	-	-	-
NASSAU	14	3	1	3	7	65	7
NEW YORK	81	16	2	62	1	9	1
NY ORGANIZED CRIME TASK FORCE	12	6	-	-	6	9	2
NYC SPECIAL NARCOTICS BUREAU	130	22	-	108	-	88	36
ONONDAGA	1	1	-	-	-	-	-
OSWEGO	1	1	-	-	-	4	-
QUEENS	15	-	-	5	10	113	38
RENSSELAER	1	1	-	-	-	-	-
ROCKLAND	5	1	-	3	1	5	4
SARATOGA	1	1	-	-	-	-	-
SUFFOLK	22	14	-	8	-	74	39
TOMPKINS	NP	-	-	-	-	-	-
WESTCHESTER	23	12	1	9	1	25	-
OHIO							
DARKE	2	-	2	-	-	-	-
ROSS	-	-	-	-	-	-	-
OKLAHOMA							
OKLAHOMA	5	3	-	2	-	31	-
OREGON							
MULTNOMAH	1	-	-	-	1	2	-
PENNSYLVANIA							
BERKS	3	-	-	3	-	16	12
BUCKS	1	-	-	1	-	2	2
CHESTER	2	-	-	2	-	-	-
DELAWARE	6	6	-	-	-	1	-
LACKAWANNA	NP	-	-	-	-	-	-
MONTGOMERY	7	3	1	3	-	20	1

Table 6
Types of Surveillance Used, Arrests, and Convictions for Intercepts Installed
January 1 Through December 31, 1999 (Continued)*

Reporting Jurisdiction	Orders for Which Intercepts Installed	Phone Wire	Microphone Eavesdrop	Electronic	Combination**	Number of Persons	
						Arrested	Convicted***
PENNSYLVANIA (CONTINUED)							
PHILADELPHIA	21	13	-	8	-	-	-
STATE ATTORNEY GENERAL	25	13	-	12	-	46	1
TENNESSEE							
MONTGOMERY	1	1	-	-	-	-	-
TEXAS							
SHELBY	1	1	-	-	-	-	-
TOM GREEN	3	2	-	1	-	-	-
UTAH							
SALT LAKE	2	2	-	-	-	12	8
VIRGINIA							
STATE ATTORNEY GENERAL	6	4	1	1	-	2	-

* NR = Not reported. NP = No prosecutor's report.

** Combination refers to the number of installed intercepts for which more than one type of surveillance was used.

*** Convictions resulting from interceptions often do not occur within the same year in which an intercept was first reported. See Tables 8 and 9.

Table 7
Authorized Intercepts Granted Pursuant to
18 U.S.C. 2519 as Reported in Wiretap Reports
for Calendar Years 1989 - 1999

Wiretap Report Date	1989	1990	1991	1992	1993	1994	1995	1996	1997	1998	1999
Intercept applications requested	763	872	856	919	976	1,154	1,058	1,150	1,186	1,331	1,350
Intercept applications denied	-	-	-	-	-	-	-	1	-	2	-
Intercept applications authorized	763	872	856	919	976	1,154	1,058	1,149	1,186	1,329	1,350
Federal	310	324	356	340	450	554	532	581	569	566	601
State	453	548	500	579	526	600	526	568	617	763	749
Avg. days of original authorization	27	28	28	28	28	29	29	28	28	28	27
Number of extensions	519	581	601	646	825	861	834	887	1,028	1,164	1,367
Average length of extensions (days)	28	29	29	30	29	29	29	28	28	27	29
Location of authorized intercepts:											
Single-family dwelling	304	341	327	303	267	319	322	281	273	309	248
Apartment	132	145	112	135	139	131	101	150	108	126	92
Multiple dwelling	2	7	-	3	4	1	5	3	1	1	1
Business	133	156	144	119	124	118	101	101	78	87	59
Business and living quarters and multiple locations	75	66	89	70	92	97	115	149	197	222	287
Not indicated or other	117	157	184	289	350	488	414	465	529	584	663
Major offense specified:											
Arson, explosives, and weapons	-	-	-	-	-	-	4	-	3	3	8
Bribery	10	11	16	8	1	6	4	10	13	9	42
Extortion (includes usury and loan-sharking)	18	17	2	7	9	8	18	9	24	12	11
Gambling	111	116	98	66	96	86	95	114	98	93	60
Homicide and assault	20	21	21	35	28	19	30	41	31	55	62
Larceny and theft	8	51	17	16	13	18	12	7	22	19	9
Narcotics	471	520	536	634	679	876	732	821	870	955	978
Robbery and burglary	-	6	2	-	-	6	5	4	5	4	4
Other or unspecified	33	40	50	63	48	47	60	38	27	28	37
Racketeering	89	90	114	90	101	88	98	105	93	153	139
Intercept applications installed*	720	812	802	846	938	1,100	1,024	1,035	1,094	1,245	1,277
Federal	305	321	349	332	444	549	527	574	563	562	595
State	415	491	453	514	494	551	497	461	531	683	682
For intercepts installed:											
Total days in operation	27,766	28,782	30,002	32,430	39,819	44,500	43,179	43,635	48,871	53,411	63,243
Avg. number of persons intercepted**	178	131	121	117	100	84	140	192	197	190	195
Average number of intercepted communications**	1,656	1,487	1,584	1,861	1,801	2,139	2,028	1,969	2,081	1,858	1,921
Average number of incriminating intercepted communications**	337	321	290	347	364	373	459	422	418	350	390
Authorizations for which costs reported	691	794	775	829	912	1,042	983	1,007	1,029	1,184	1,232
Average cost of intercepts for which costs reported	53,108	45,125	45,033	46,492	57,256	49,478	56,454	61,436	61,176	57,669	57,511

* Installed intercepts include only those intercepts for which reports were received from prosecuting officials.

** As of 1998, the average excludes those reports in which the number of persons intercepted, the number of intercepts, or the number of incriminating intercepts was not reported or could not be determined.

Table 8
Summary of Supplementary Reports for Intercepts
Terminated in Calendar Years 1989 Through 1998
(Report as of December 31, 1999)

Report Year and Jurisdiction	Total Additional Activity During Calendar Year 1999							Number of Persons Convicted
	Number of Reports	Costs in \$	Number of Persons Arrested	Number of Trials	Motions to Suppress Intercepts*			
					G	D	P	
TOTAL ALL YEARS	654	5,262,325	2,076	194	22	147	15	1,996
TOTAL 1969-1988	-	-	-	-	-	-	-	-
TOTAL 1989	1	-	1	-	-	-	-	1
ARIZONA MARICOPA	1	-	1	-	-	-	-	1
TOTAL 1990	-	-	-	-	-	-	-	-
TOTAL 1991	3	-	-	3	-	-	-	16
FEDERAL	2	-	-	1	-	-	-	14
PENNSYLVANIA STATE ATTORNEY GENERAL	1	-	-	2	-	-	-	2
TOTAL 1992	2	-	20	-	-	-	-	22
FEDERAL	2	-	20	-	-	-	-	22
TOTAL 1993	2	-	1	-	-	1	-	2
FEDERAL	1	-	-	-	-	1	-	1
ARIZONA MARICOPA	1	-	1	-	-	-	-	1
TOTAL 1994	15	641,188	60	6	1	1	-	39
FEDERAL	9	-	1	-	-	-	-	18
FLORIDA STATE ATTORNEY GENERAL	1	-	3	2	1	1	-	1
NEW YORK NEW YORK NY ORGANIZED CRIME TASK FORCE	3	641,188	56	3	-	-	-	15
QUEENS	1	-	-	1	-	-	-	1
TOTAL 1995	41	60,700	40	3	-	1	1	33
FEDERAL	26	-	25	3	-	-	1	25
ARIZONA MARICOPA	1	-	1	-	-	-	-	-
STATE ATTORNEY GENERAL	1	-	2	-	-	-	-	-

Table 8
Summary of Supplementary Reports for Intercepts
Terminated in Calendar Years 1989 Through 1998
(Report as of December 31, 1999) (Continued)

Report Year and Jurisdiction	Total Additional Activity During Calendar Year 1999							
	Number of Reports	Costs in \$	Number of Persons Arrested	Number of Trials	Motions to Suppress Intercepts*			Number of Persons Convicted
					G	D	P	
1995 (Continued)								
NEW JERSEY								
MORRIS	1	-	-	-	-	-	-	1
NEW YORK								
NASSAU	1	-	-	-	-	-	-	1
NEW YORK	4	60,700	5	-	-	-	-	5
PENNSYLVANIA								
STATE ATTORNEY GENERAL	7	-	7	-	-	1	-	1
TOTAL 1996	84	94	194	21	1	38	-	205
FEDERAL	34	-	99	6	-	-	-	151
FLORIDA								
2ND JUDICIAL CIRCUIT (LEON)	4	-	16	-	1	-	-	3
18TH JUDICIAL CIRCUIT (BREVARD/SEMINOLE)	8	-	10	-	-	-	-	2
GEORGIA								
GWINNETT	2	-	-	-	-	15	-	10
NEVADA								
CLARK	2	-	8	7	-	1	-	7
NEW JERSEY								
MIDDLESEX	1	-	-	1	-	-	-	2
NEW YORK								
NASSAU	1	-	-	-	-	-	-	1
NEW YORK	9	-	37	-	-	-	-	2
QUEENS	5	-	4	6	-	14	-	13
SUFFOLK	10	-	-	-	-	-	-	2
PENNSYLVANIA								
CUMBERLAND	1	94	1	-	-	-	-	1
STATE ATTORNEY GENERAL	7	-	19	1	-	8	-	11
TOTAL 1997	169	688,372	494	23	-	35	2	464
FEDERAL	85	-	353	20	-	11	2	369
ARIZONA								
MARICOPA	1	-	1	-	-	-	-	1
FLORIDA								
2ND JUDICIAL CIRCUIT (LEON)	12	-	51	-	-	-	-	7
11TH JUDICIAL CIRCUIT (DADE)	10	-	-	-	-	-	-	14

Table 8
Summary of Supplementary Reports for Intercepts
Terminated in Calendar Years 1989 Through 1998
(Report as of December 31, 1999) (Continued)

Report Year and Jurisdiction	Total Additional Activity During Calendar Year 1999							Number of Persons Convicted
	Number of Reports	Costs in \$	Number of Persons Arrested	Number of Trials	Motions to Suppress Intercepts*			
					G	D	P	
1997 (Continued)								
FLORIDA								
18TH JUDICIAL CIRCUIT (BREVARD/SEMINOLE)	5	-	23	-	-	-	-	9
GEORGIA								
BIBB	2	-	3	-	-	-	-	3
NEW JERSEY								
BERGEN	14	191,296	1	-	-	-	-	-
BURLINGTON	1	-	1	-	-	-	-	-
ESSEX	1	-	-	-	-	-	-	2
HUNTERDON	1	-	21	-	-	-	-	1
MIDDLESEX	1	-	-	-	-	-	-	2
MORRIS	1	-	-	-	-	-	-	1
NEWYORK								
QUEENS	2	-	-	-	-	24	-	18
SUFFOLK	22	-	-	-	-	-	-	11
OKLAHOMA								
OKLAHOMA	2	320,000	9	-	-	-	-	-
STATE ATTORNEY GENERAL	2	177,076	11	-	-	-	-	9
PENNSYLVANIA								
STATE ATTORNEY GENERAL	4	-	15	-	-	-	-	9
WESTMORELAND	1	-	-	-	-	-	-	2
UTAH								
SALT LAKE	1	-	3	3	-	-	-	3
WISCONSIN								
OUTAGAMIE	1	-	2	-	-	-	-	3
TOTAL 1998	337	3,871,971	1,266	138	20	71	12	1,214
FEDERAL	130	-	751	41	4	35	2	756
ARIZONA								
MARICOPA	4	-	1	1	-	10	1	38
STATE ATTORNEY GENERAL	3	727,124	41	1	-	-	-	26
CALIFORNIA								
MONTEREY	1	-	2	2	-	-	-	2
SAN BERNARDINO	28	695,650	-	-	-	-	-	-
CONNECTICUT								
HARTFORD	2	-	5	-	-	-	-	2
LITCHFIELD	3	-	-	-	-	-	-	9
NEW HAVEN	1	-	1	-	-	-	-	-

Table 8
Summary of Supplementary Reports for Intercepts
Terminated in Calendar Years 1989 Through 1998
(Report as of December 31, 1999) (Continued)

Report Year and Jurisdiction	Total Additional Activity During Calendar Year 1999							
	Number of Reports	Costs in \$	Number of Persons Arrested	Number of Trials	Motions to Suppress Intercepts*			Number of Persons Convicted
					G	D	P	
1998 (Continued)								
FLORIDA								
2ND JUDICIAL CIRCUIT (LEON)	4	-	14	-	-	6	-	7
6TH JUDICIAL CIRCUIT (PINELLAS)	1	43,885	-	-	-	-	-	-
11TH JUDICIAL CIRCUIT (DADE)	5	-	-	-	-	-	-	1
15TH JUDICIAL CIRCUIT (PALM BEACH)	1	-	-	-	-	-	-	2
18TH JUDICIAL CIRCUIT (BREVARD/SEMINOLE)	8	-	48	14	-	-	-	31
GEORGIA								
GWINNETT	3	-	-	-	-	1	-	-
HAWAII								
HONOLULU	1	-	14	-	-	1	1	2
KANSAS								
JOHNSON	1	-	3	-	1	1	2	1
STATE ATTORNEY GENERAL	1	34,710	7	3	-	-	-	3
MARYLAND								
CECIL	3	81,335	5	-	-	-	3	-
HARFORD	2	-	-	32	-	1	-	31
HOWARD	1	-	12	-	-	-	2	6
SOMERSET	5	45,000	36	11	-	-	-	10
NEW JERSEY								
BERGEN	3	136,708	-	-	-	-	-	-
BURLINGTON	4	-	46	-	-	-	-	16
ESSEX	3	-	-	-	-	-	-	6
GLOUCESTER	1	-	-	-	-	-	-	13
HUDSON	10	120,650	28	-	-	-	-	-
HUNTERDON	1	-	12	-	-	-	-	4
MIDDLESEX	2	-	-	-	-	-	-	8
UNION	3	-	6	-	-	-	-	6
NEW YORK								
BRONX	21	1,286,917	55	-	-	-	-	49
NASSAU	8	-	-	-	-	-	-	41
NY ORGANIZED CRIME TASK FORCE	2	-	35	4	15	15	-	53
NYC SPECIAL NARCOTICS BUREAU	5	505,344	6	-	-	-	-	6
QUEENS	1	128,033	50	-	-	1	1	7
ROCKLAND	5	26,000	1	-	-	-	-	3
SUFFOLK	18	-	-	-	-	-	-	24
WESTCHESTER	5	-	1	-	-	-	-	21
1998 (Continued)								

Table 8
Summary of Supplementary Reports for Intercepts
Terminated in Calendar Years 1989 Through 1998
(Report as of December 31, 1999) (Continued)

Report Year and Jurisdiction	Total Additional Activity During Calendar Year 1999							
	Number of Reports	Costs in \$	Number of Persons Arrested	Number of Trials	Motions to Suppress Intercepts*			Number of Persons Convicted
					G	D	P	
PENNSYLVANIA								
MCKEAN	5	-	-	-	-	-	-	1
MONTGOMERY	2	-	5	8	-	-	-	8
STATE ATTORNEY GENERAL	25	-	55	-	-	-	-	-
UTAH								
SALT LAKE	4	-	26	21	-	-	-	21
VIRGINIA								
STATE ATTORNEY GENERAL	1	40,615	-	-	-	-	-	-

* Motions: G = granted, D = denied, P = pending.

Table 9
Arrests and Convictions Resulting From Intercepts Installed in
Calendar Years 1989 Through 1999

Year of Intercepts	Year Reported											Total All Years	
	1989	1990	1991	1992	1993	1994	1995	1996	1997	1998*	1999	Number	Percent
Number of Intercepts Authorized and Installed	720	812	802	846	938	1,100	1,024	1,035	1,094	1,245	1,277	-	-
1989													
Arrests	2,804	986	289	120	23	8	8	7	-	9	1	4,255	100.0
Convictions	706	823	490	186	111	52	7	1	2	10	1	2,389	56.1
1990													
Arrests	-	2,057	897	213	83	67	26	2	-	9	-	3,354	100.0
Convictions	-	420	550	357	142	111	81	2	62	9	-	1,734	51.7
1991													
Arrests	-	-	2,634	801	270	155	111	30	35	4	-	3,770	100.0
Convictions	-	-	605	827	210	169	148	40	64	8	16	2,087	55.4
1992													
Arrests	-	-	-	2,685	983	326	67	40	22	35	20	4,178	100.0
Convictions	-	-	-	607	895	450	164	50	1	45	22	2,234	53.5
1993													
Arrests	-	-	-	-	2,428	981	390	130	109	70	1	4,109	100.0
Convictions	-	-	-	-	413	912	538	233	179	81	2	2,358	57.4
1994													
Arrests	-	-	-	-	-	2,852	1,165	209	79	86	60	4,451	100.0
Convictions	-	-	-	-	-	772	965	403	191	163	39	2,533	57.4
1995													
Arrests	-	-	-	-	-	-	2,577	1,246	448	425	40	4,736	100.0
Convictions	-	-	-	-	-	-	494	1,112	740	502	33	2,881	60.8
1996													
Arrests	-	-	-	-	-	-	-	2,464	1,069	402	194	4,137	100.0
Convictions	-	-	-	-	-	-	-	502	1,110	423	205	2,245	54.3
1997													
Arrests	-	-	-	-	-	-	-	-	3,086	1,406	494	4,937	100.0
Convictions	-	-	-	-	-	-	-	-	542	1,220	464	2,237	45.3
1998													
Arrests	-	-	-	-	-	-	-	-	-	3,450	1,266	4,716	100.0
Convictions	-	-	-	-	-	-	-	-	-	911	1,214	2,125	45.1
1999													
Arrests	-	-	-	-	-	-	-	-	-	-	4,372	4,372	100.0
Convictions	-	-	-	-	-	-	-	-	-	-	654	654	15.0

* Revised.

TABLE A-1
UNITED STATES DISTRICT COURTS

REPORT BY JUDGES OF COURT-AUTHORIZED INTERCEPTS OF WIRE, ORAL, OR ELECTRONIC COMMUNICATIONS
PURSUANT TO 18 U.S.C. 2519

A.O. Number	Authorizing Official		Offense Specified	Intercept		Date of Application	Authorized Length		
	Judge	Attorney General ¹		Type ²	Place ³		Original Order (Days)	Number of Extensions	Total Length (Days)
ALABAMA, NORTHERN									
1	PROPST	DIGREGORY	NARCOTICS	P	O8	02/13/1997	30	3	120
2	PROPST	WARREN	NARCOTICS	P	O8	02/27/1997	30	1	60
ALABAMA, MIDDLE									
3	THOMPSON	DIGREGORY	GAMBLING	P	SO18	12/23/1996	30	-	30
ALABAMA, SOUTHERN									
4	BUTLER	WARREN	NARCOTICS	P	S	02/26/1997	30	2	90
5	HOWARD	KEENEY	NARCOTICS	P	S	05/06/1997	30	-	30
6	BUTLER	GRIFFIN	NARCOTICS	E	O12	12/01/1997	30	-	30
ARIZONA									
7	ROLL	WARREN	NARCOTICS	P	O12	01/22/1996	30	14	450
8**	MCNAMEE	NAPOLITANO	TRANSPORT	E	O12	02/01/1996	30	-	30
9**	MCNAMEE	WARREN	TRANSPORT	P	SO8	02/02/1996	30	1	60
10	ROLL	WARREN	NARCOTICS	P	O8	07/08/1996	30	6	210
11	ROSENBLATT	LITT	NARCOTICS	P	S	09/30/1996	30	4	150
12	MCNAMEE	LITT	GAMBLING	PM	B	10/02/1996	30	5	180
13	ROLL	WARREN	NARCOTICS	M	S	10/16/1996	30	5	180
14	ROLL	WARREN	NARCOTICS	P	S	12/09/1996	30	6	210
15	ZAPATA	WARREN	NARCOTICS	P	SO8	12/16/1996	30	1	60
16	MCNAMEE	DIGREGORY	GAMBLING	P	S	12/16/1996	30	-	30
17	ROLL	WARREN	NARCOTICS	P	O8	12/23/1996	30	2	90
18	ROLL	RICHARD	NARCOTICS	P	O8	12/30/1996	30	3	120
19	BILBY	WARREN	NARCOTICS	P	S	03/13/1997	30	1	60
20	MCNAMEE	DIGREGORY	GAMBLING	P	S	03/13/1997	30	-	30
21	BILBY	LACEY	NARCOTICS	E	O12	03/13/1997	30	4	150
22	ROSENBLATT	WARREN	BRIBERY	P	O8	03/17/1997	30	-	30
23	SILVER	KEENEY	NARCOTICS	P	SAO8	04/04/1997	30	-	30
24	BILBY	DIGREGORY	NARCOTICS	P	S	05/01/1997	30	-	30
25	ZAPATA	WARREN	NARCOTICS	P	SO8	06/11/1997	30	-	30
26	BILBY	LACEY	NARCOTICS	E	O12	07/01/1997	30	1	60
27	BROOMFIELD	DIGREGORY	NARCOTICS	P	S	09/02/1997	30	-	30

¹ The attorney general or designee authorized the filing of the reported applications under provisions of 18 U.S.C. 2516.

² Type: P=Phone Wire, M=Micro-Eavesdrop, E=Electronic, NR=Not Reported.

³ Place: S=Single-Family Dwelling, A=Apartment, M=Multiple Dwelling, B=Business, R=Roving, O=Other.

Other: 6=Automobile/Van, 7=Briefcase, 8=Cellular/Mobile Phone, 9=Cemetery, 10=Closed Circuit TV, 11=Container, 12=Digital Display Pager, 13=Facsimile, 14=Garage/Parking Lot, 15=Hospital, 16=Hotel Room/Motel Room, 17=Jail, 18=Mobile Home/Trailer, 19=Package/Cargo, 20=Pay Phone, 21=Pen Register, 22=Prison, 23=Social Club, 24=Storage, 25=Telefax, 26=Courthouse, 27=Street, 28=Computer, 29=School.

**REPORT BY PROSECUTORS OF COURT-AUTHORIZED INTERCEPTS OF WIRE, ORAL, OR ELECTRONIC COMMUNICATIONS
PURSUANT TO 18 U.S.C. 2519**

A.O. Number	Number of Days in Operation ⁴	Average Intercepts per Day	Number of			Costs		Number of					
			Persons Intercepted	Intercepts	Incriminating Intercepts	Total Cost in \$	Other Than Manpower in \$	Arrests	Trials	Motions to Suppress Intercepts ⁵			Persons Convicted
										G	D	P	
ALABAMA, NORTHERN													
1	79	91	23	7,185	171	221,355	1,467	-	-	-	-	-	-
2	58	25	23	1,422	43	RELATED TO NO. 1						-	
ALABAMA, MIDDLE													
3	12	266	300	3,194	2,603	56,055	4,450	-	-	-	-	-	-
ALABAMA, SOUTHERN													
4	88	87	928	7,698	111	223,496	3,500	60	-	-	-	-	26
5	24	25	130	609	19	RELATED TO NO. 4						-	
6	30	-	1	14	7	1,038	-	-	-	-	-	-	-
ARIZONA													
7	430	129	679	55,305	1,725	554,843	3,200	RELATED TO NO. 18					-
8**	30	5	144	144	24	1,375	-	-	-	-	-	-	-
9**	45	20	44	886	144	48,722	1,616	-	-	-	-	-	-
10	201	38	14	7,591	53	141,635	2,400	RELATED TO NO. 18					-
11	149	14	187	2,087	135	122,989	1,200	-	-	-	-	-	-
12	180	45	185	8,152	2,493	149,078	4,444	-	-	-	-	-	-
13	177	33	4	5,877	174	179,474	3,600	RELATED TO NO. 18					-
14	184	81	800	14,827	1,200	416,248	35,224	11	-	-	-	-	-
15	60	48	100	2,886	2,165	-	-	-	-	-	-	-	-
16	29	40	82	1,161	884	36,082	200	-	-	-	-	-	-
17	90	33	40	2,950	346	66,938	1,600	RELATED TO NO. 18					-
18	115	16	8	1,795	186	84,493	1,600	31	-	-	-	-	-
19	45	121	34	5,436	218	33,516	1,292	11	-	-	-	-	-
20	9	9	15	80	13	4,806	140	-	-	-	-	-	-
21	150	3	71	483	-	1,336	-	-	-	-	-	-	-
22	30	19	23	565	31	34,553	150	2	-	-	-	-	1
23	28	212	1,500	5,933	657	144,474	7,176	43	-	-	-	-	-
24	30	55	10	1,637	128	19,400	800	4	-	-	-	-	-
25	29	5	39	159	97	46,645	5,200	-	-	-	-	-	-
26	53	2	34	86	-	844	-	-	-	-	-	-	-
27	30	46	59	1,374	40	77,000	10,000	-	-	-	-	-	-

⁴NI in this column indicates Never Installed. I in this column indicates Installed But Never Used.

⁵Motions: G=Granted, D=Denied, P=Pending.

* This wiretap was terminated during 1994 or 1995, but was not reported at that time because it was part of an ongoing investigation.

**This wiretap was terminated during 1996, but was not reported at that time because it was part of an ongoing investigation.

TABLE A-1
UNITED STATES DISTRICT COURTS

REPORT BY JUDGES OF COURT-AUTHORIZED INTERCEPTS OF WIRE, ORAL, OR ELECTRONIC COMMUNICATIONS
PURSUANT TO 18 U.S.C. 2519

A.O. Number	Authorizing Official		Offense Specified	Intercept		Date of Application	Authorized Length		
	Judge	Attorney General ¹		Type ²	Place ³		Original Order (Days)	Number of Extensions	Total Length (Days)
ARIZONA (CONTINUED)									
28	ZAPATA	WARREN	NARCOTICS	P	SA	10/28/1997	30	1	60
ARKANSAS, EASTERN									
29	WILSON	WARREN	NARCOTICS	P	O8	06/17/1997	30	-	30
30	HOWARD	WARREN	NARCOTICS	P	O8	08/06/1997	30	-	30
31	REASONER	KEENEY	NARCOTICS	P	S	09/16/1997	30	-	30
32	MOODY	DIGREGORY	NARCOTICS	P	S	09/29/1997	30	-	30
33	MOODY	DIGREGORY	NARCOTICS	P	A	11/12/1997	30	1	37
34	HOWARD	GOVAR	NARCOTICS	E	O12	11/13/1997	30	1	60
35	WOODS	KEENEY	NARCOTICS	P	O8	11/26/1997	30	-	30
CALIFORNIA, NORTHERN									
36	WILLIAMS	WARREN	NARCOTICS	P	O8	04/09/1997	30	-	30
37	WILLIAMS	DIGREGORY	NARCOTICS	P	S	05/05/1997	30	1	60
38	WILLIAMS	KEENEY	NARCOTICS	P	O8	07/11/1997	30	-	30
39	ARMSTRONG	DIGREGORY	NARCOTICS	P	SBO6	07/11/1997	30	2	90
40	ILLSTON	WARREN	NARCOTICS	P	S	07/17/1997	30	-	30
CALIFORNIA, EASTERN									
41	WANGER	FALLER	NARCOTICS	E	O12	02/26/1997	30	3	120
42	COYLE	DIGREGORY	NARCOTICS	M	S	04/28/1997	30	3	120
43	WANGER	WARREN	NARCOTICS	P	S	06/03/1997	30	1	60
44	WANGER	WARREN	NARCOTICS	P	S	06/20/1997	30	-	30
45	WANGER	ROONEY	NARCOTICS	E	O12	06/26/1997	30	1	60
46	WANGER	DIGREGORY	NARCOTICS	P	S	07/11/1997	30	1	60
47	WANGER	KEENEY	NARCOTICS	P	A	07/25/1997	30	1	60
48	WANGER	RICHARD	NARCOTICS	P	S	07/29/1997	30	-	30
49	WANGER	WARREN	NARCOTICS	P	O8	09/10/1997	30	1	60
CALIFORNIA, CENTRAL									
50*	DAVIES	RICHARD	NARCOTICS	P	O8	05/02/1995	30	1	60
51*	DAVIES	WARREN	NARCOTICS	P	O8	06/21/1995	30	2	90
52*	IDEMAN	RICHARD	NARCOTICS	PE	O8,O12	08/08/1995	30	1	38
53*	PAEZ	WARREN	NARCOTICS	PE	O8,O12	09/22/1995	30	1	60

¹ The attorney general or designee authorized the filing of the reported applications under provisions of 18 U.S.C. 2516.

² Type: P=Phone Wire, M=Micro-Eavesdrop, E=Electronic, NR=Not Reported.

³ Place: S=Single-Family Dwelling, A=Apartment, M=Multiple Dwelling, B=Business, R=Roving, O=Other.

Other: 6=Automobile/Van, 7=Briefcase, 8=Cellular/Mobile Phone, 9=Cemetery, 10=Closed Circuit TV, 11=Container, 12=Digital Display Pager, 13=Facsimile, 14=Garage/Parking Lot, 15=Hospital, 16=Hotel Room/Motel Room, 17=Jail, 18=Mobile Home/Trailer, 19=Package/Cargo, 20=Pay Phone, 21=Pen Register, 22=Prison, 23=Social Club, 24=Storage, 25=Telefax, 26=Courthouse, 27=Street, 28=Computer, 29=School.

**REPORT BY PROSECUTORS OF COURT-AUTHORIZED INTERCEPTS OF WIRE, ORAL, OR ELECTRONIC COMMUNICATIONS
PURSUANT TO 18 U.S.C. 2519**

A.O. Number	Number of Days in Operation ⁴	Average Intercepts per Day	Number of			Costs		Number of					
			Persons Intercepted	Intercepts	Incriminating Intercepts	Total Cost in \$	Other Than Manpower in \$	Arrests	Trials	Motions to Suppress Intercepts ⁵			Persons Convicted
										G	D	P	
ARIZONA (CONTINUED)													
28	56	175	82	9,793	928	109,367	8,000	-	-	-	-	-	-
ARKANSAS, EASTERN													
29	30	36	64	1,091	230	44,641	180	-	-	-	-	-	-
30	30	42	115	1,262	271	44,500	180	-	-	-	-	-	-
31	30	79	119	2,366	260	42,085	-	-	-	-	-	-	-
32	30	143	137	4,288	399	44,476	180	-	-	-	-	-	-
33	37	22	78	818	120	-	-	-	-	-	-	-	-
34	37	11	1	419	-	RELATED TO NO. 33		-	-	-	-	-	-
35	24	8	15	182	70	RELATED TO NO. 33		-	-	-	-	-	-
CALIFORNIA, NORTHERN													
36	11	-	-	-	-	51,000	1,000	-	-	-	-	-	-
37	58	23	83	1,350	202	129,034	5,800	-	-	-	-	-	-
38	30	15	54	448	27	RELATED TO NO. 37		-	-	-	-	-	-
39	85	104	85	8,863	1,516	86,300	64,200	11	-	-	-	-	-
40	30	35	43	1,058	154	36,313	8,000	-	-	-	-	-	-
CALIFORNIA, EASTERN													
41	115	9	183	998	81	5,473	760	-	-	-	-	-	-
42	114	4	10	402	8	124,120	1,000	2	-	-	-	-	-
43	58	138	74	8,031	357	95,259	3,460	-	-	-	-	-	-
44	21	26	23	549	32	110,781	700	-	-	-	-	-	-
45	59	7	31	418	312	2,752	410	-	-	-	-	-	-
46	60	83	62	4,952	321	59,330	2,050	-	-	-	-	-	-
47	46	29	17	1,352	301	45,789	1,875	-	-	-	-	-	-
48	15	27	25	403	55	31,585	65	-	-	-	-	-	-
49	60	11	40	652	140	179,960	5,000	2	-	-	-	-	-
CALIFORNIA, CENTRAL													
50*	60	37	9	2,200	1,000	161,182	20,000	-	-	-	-	-	-
51*	90	67	17	6,000	3,000	RELATED TO NO. 50*		-	-	-	-	-	-
52*	38	58	9	2,200	700	RELATED TO NO. 50*		-	-	-	-	-	-
53*	33	13	12	438	100	50,520	3,000	30	1	-	-	-	30

⁴NI in this column indicates Never Installed. I in this column indicates Installed But Never Used.

⁵Motions: G=Granted, D=Denied, P=Pending.

* This wiretap was terminated during 1994 or 1995, but was not reported at that time because it was part of an ongoing investigation.

**This wiretap was terminated during 1996, but was not reported at that time because it was part of an ongoing investigation.

TABLE A-1
UNITED STATES DISTRICT COURTS

REPORT BY JUDGES OF COURT-AUTHORIZED INTERCEPTS OF WIRE, ORAL, OR ELECTRONIC COMMUNICATIONS
PURSUANT TO 18 U.S.C. 2519

A.O. Number	Authorizing Official		Offense Specified	Intercept		Date of Application	Authorized Length		
	Judge	Attorney General ¹		Type ²	Place ³		Original Order (Days)	Number of Extensions	Total Length (Days)
CALIFORNIA, CENTRAL (CONTINUED)									
54**	PAEZ	WARREN	NARCOTICS	P	O8	01/05/1996	30	-	30
55**	PAEZ	RICHARD	NARCOTICS	P	O8	02/02/1996	30	-	30
56**	PAEZ	RICHARD	NARCOTICS	PE	O8,O12	02/02/1996	30	1	60
57**	PAEZ	RICHARD	NARCOTICS	P	O8	02/15/1996	30	-	30
58	WILSON	WARREN	NARCOTICS	PE	SAO8,O12	05/16/1996	30	9	300
59	WILSON	RICHARD	NARCOTICS	PE	SBO8,O12	09/05/1996	30	5	180
60**	COLLINS	WARREN	NARCOTICS	P	O8	10/09/1996	30	1	60
61**	PAEZ	WARREN	NARCOTICS	P	O8	11/17/1996	30	1	60
62**	LETTS	WARREN	NARCOTICS	P	O8	11/18/1996	30	-	30
63	IDEMAN	KEENEY	NARCOTICS	P	O8	11/21/1996	30	3	120
64**	TAYLOR	WARREN	NARCOTICS	P	S	11/22/1996	30	-	30
65	COLLINS	DIGREGORY	NARCOTICS	PE	SO12	12/11/1996	30	3	120
66	TAYLOR	RICHARD	NARCOTICS	P	O8	12/12/1996	30	4	150
67	WARDLAW	RICHARD	NARCOTICS	P	S	12/13/1996	30	-	30
68**	COLLINS	DIGREGORY	NARCOTICS	PE	O8,O12	12/13/1996	30	-	30
69	TAYLOR	RICHARD	NARCOTICS	P	O8	12/19/1996	30	-	30
70	WARDLAW	DIGREGORY	NARCOTICS	P	O8	12/31/1996	30	-	30
71	REAL	DIGREGORY	NARCOTICS	P	A	01/08/1997	30	1	60
72	TAYLOR	WARREN	NARCOTICS	P	O8	01/21/1997	30	2	90
73	HUPP	LARSON	RACKETEERING	P	A	01/21/1997	30	-	30
74	HUPP	WARREN	NARCOTICS	P	A	02/20/1997	30	-	30
75	KELLER	DIGREGORY	NARCOTICS	P	S	02/26/1997	30	2	90
76	PAEZ	WARREN	NARCOTICS	PE	BO12	03/03/1997	30	2	90
77	HUPP	DIGREGORY	NARCOTICS	PE	O8,O12	03/07/1997	30	1	60
78	REAL	WARREN	NARCOTICS	P	A	03/07/1997	30	1	60
79	LETTS	DIGREGORY	NARCOTICS	P	O8	03/10/1997	30	-	30
80	COLLINS	RICHARD	NARCOTICS	P	O8	03/12/1997	30	2	90
81	HUPP	LITT	NARCOTICS	P	S	03/18/1997	30	-	30
82	COLLINS	WARREN	NARCOTICS	P	O8	04/04/1997	30	-	30
83	TAYLOR	KEENEY	NARCOTICS	P	O8	04/08/1997	30	1	60

¹ The attorney general or designee authorized the filing of the reported applications under provisions of 18 U.S.C. 2516.

² Type: P=Phone Wire, M=Micro-Eavesdrop, E=Electronic, NR=Not Reported.

³ Place: S=Single-Family Dwelling, A=Apartment, M=Multiple Dwelling, B=Business, R=Roving, O=Other.

Other: 6=Automobile/Van, 7=Briefcase, 8=Cellular/Mobile Phone, 9=Cemetery, 10=Closed Circuit TV, 11=Container, 12=Digital Display Pager, 13=Facsimile, 14=Garage/Parking Lot, 15=Hospital, 16=Hotel Room/Motel Room, 17=Jail, 18=Mobile Home/Trailer, 19=Package/Cargo, 20=Pay Phone, 21=Pen Register, 22=Prison, 23=Social Club, 24=Storage, 25=Telefax, 26=Courthouse, 27=Street, 28=Computer, 29=School.

REPORT BY PROSECUTORS OF COURT-AUTHORIZED INTERCEPTS OF WIRE, ORAL, OR ELECTRONIC COMMUNICATIONS
PURSUANT TO 18 U.S.C. 2519

A.O. Number	Number of Days in Operation ⁴	Average Intercepts per Day	Number of			Costs		Number of					
			Persons Intercepted	Intercepts	Incriminating Intercepts	Total Cost in \$	Other Than Manpower in \$	Arrests	Trials	Motions to Suppress Intercepts ⁵			Persons Convicted
										G	D	P	
CALIFORNIA, CENTRAL (CONTINUED)													
54**	13	25	10	323	150	20,000	10,000	3	-	-	-	-	-
55**	22	60	801	1,314	181	35,000	10,000	17	2	-	-	-	-
56**	52	3	7	174	50	42,000	3,000	RELATED TO NO. 53*					
57**	26	8	10	217	47	80,000	40,000	5	-	-	-	-	1
58	300	25	3,792	7,454	1,264	413,940	5,000	-	-	-	-	-	-
59	180	93	27,713	16,740	1,540	RELATED TO NO. 58		-	-	-	-	-	-
60**	58	46	11	2,668	1,125	46,644	2,100	5	-	-	1	-	-
61**	51	54	7	2,773	800	40,000	20,000	4	-	-	-	-	-
62**	4	-	-	-	-	10,000	5,000	-	-	-	-	-	-
63	120	65	120	7,800	5,000	628,080	60,000	-	-	-	-	-	-
64**	30	39	15	1,159	75	54,250	1,600	RELATED TO NO. 66					
65	120	76	65	9,072	237	101,430	4,662	1	-	-	-	-	-
66	146	42	17	6,132	730	166,351	1,225	17	-	-	-	-	-
67	29	29	550	833	10	18,940	3,000	-	-	-	-	-	-
68**	3	-	-	-	-	1,500	1,000	-	-	-	-	-	-
69	28	5	3	140	5	17,705	233	RELATED TO NO. 66					
70	30	5	20	150	75	217,360	10,000	-	-	-	-	-	-
71	60	200	50	12,000	9,000	RELATED TO NO. 63		-	-	-	-	-	-
72	85	41	14	3,485	510	66,583	283	RELATED TO NO. 66					
73	13	8	57	107	2	12,367	670	-	-	-	-	-	-
74	30	150	50	4,500	3,500	RELATED TO NO. 75		-	-	-	-	-	-
75	90	200	40	18,000	9,000	492,560	60,000	-	-	-	-	-	-
76	60	185	150	11,100	1,350	54,131	2,000	-	-	-	-	-	-
77	60	200	90	12,000	6,000	RELATED TO NO. 75		-	-	-	-	-	-
78	58	62	50	3,600	1,600	370,784	20,000	4	-	-	-	-	4
79	30	10	69	310	10	15,000	8,000	-	-	-	-	-	-
80	73	12	39	843	52	58,764	2,700	RELATED TO NO. 65					
81	30	10	32	299	49	81,260	3,500	3	-	-	-	-	-
82	28	61	35	1,700	63	22,540	1,036	RELATED TO NO. 65					
83	52	26	12	1,350	95	20,020	1,300	RELATED TO NO. 66					

⁴NI in this column indicates Never Installed. I in this column indicates Installed But Never Used.

⁵Motions: G=Granted, D=Denied, P=Pending.

* This wiretap was terminated during 1994 or 1995, but was not reported at that time because it was part of an ongoing investigation.

**This wiretap was terminated during 1996, but was not reported at that time because it was part of an ongoing investigation.

TABLE A-1
UNITED STATES DISTRICT COURTS

REPORT BY JUDGES OF COURT-AUTHORIZED INTERCEPTS OF WIRE, ORAL, OR ELECTRONIC COMMUNICATIONS
PURSUANT TO 18 U.S.C. 2519

A.O. Number	Authorizing Official		Offense Specified	Intercept		Date of Application	Authorized Length		
	Judge	Attorney General ¹		Type ²	Place ³		Original Order (Days)	Number of Extensions	Total Length (Days)
CALIFORNIA, CENTRAL (CONTINUED)									
84	MARSHALL	DIGREGORY	COUNTERFEITING	P	SB	04/10/1997	30	-	30
85	KING	WARREN	NARCOTICS	P	A	04/28/1997	30	-	30
86	MARSHALL	WARREN	NARCOTICS	P	O8	04/29/1997	30	-	30
87	MARSHALL	WARREN	NARCOTICS	PE	O8,O12	05/20/1997	30	-	30
88	TAYLOR	DIGREGORY	NARCOTICS	P	O8	05/21/1997	30	-	30
89	PFAELZER	KEENEY	NARCOTICS	PE	O8,O12	05/23/1997	30	-	30
90	KING	WARREN	NARCOTICS	P	O8	05/28/1997	30	3	120
91	PAEZ	WARREN	NARCOTICS	P	O8	06/10/1997	30	-	30
92	KELLER	WARREN	NARCOTICS	PE	O8,O12	06/12/1997	30	2	90
93	KING	WARREN	NARCOTICS	P	O8	06/13/1997	30	1	60
94	PFAELZER	WARREN	NARCOTICS	P	O8	06/13/1997	30	-	30
95	BAIRD	WARREN	NARCOTICS	P	S	06/18/1997	30	1	60
96	PAEZ	WARREN	NARCOTICS	P	O8	07/17/1997	30	1	60
97	PREGERSON	RICHARD	NARCOTICS	P	O8	07/22/1997	30	1	60
98	LEW	DIGREGORY	NARCOTICS	P	SO8	07/31/1997	30	1	60
99	BAIRD	KEENEY	NARCOTICS	P	O8	08/15/1997	30	-	30
100	KING	RICHARD	NARCOTICS	P	S	08/15/1997	30	1	60
101	IDEMAN	WARREN	NARCOTICS	P	O8	08/18/1997	30	2	90
102	TAYLOR	WARREN	NARCOTICS	P	SA	08/23/1997	30	-	30
103	PREGERSON	DIGREGORY	NARCOTICS	P	S	08/26/1997	30	1	60
104	WILSON	DIGREGORY	NARCOTICS	P	O8	08/28/1997	30	-	30
105	TAYLOR	DIGREGORY	NARCOTICS	P	A	09/05/1997	30	-	30
106	PREGERSON	KEENEY	NARCOTICS	P	O8	09/29/1997	30	-	30
107	PREGERSON	WARREN	NARCOTICS	P	O8	10/17/1997	30	-	30
108	DAVIES	KEENEY	NARCOTICS	P	A	10/20/1997	30	-	30
109	DAVIES	DIGREGORY	NARCOTICS	P	S	10/21/1997	30	-	30
110	PREGERSON	KEENEY	NARCOTICS	P	O8	11/07/1997	30	-	30
CALIFORNIA, SOUTHERN									
111	KEEP	WARREN	NARCOTICS	P	S	10/15/1996	30	3	120
112	KEEP	WARREN	NARCOTICS	P	S	12/23/1996	30	3	120

¹ The attorney general or designee authorized the filing of the reported applications under provisions of 18 U.S.C. 2516.

² Type: P=Phone Wire, M=Micro-Eavesdrop, E=Electronic, NR=Not Reported.

³ Place: S=Single-Family Dwelling, A=Apartment, M=Multiple Dwelling, B=Business, R=Roving, O=Other.

Other: 6=Automobile/Van, 7=Briefcase, 8=Cellular/Mobile Phone, 9=Cemetery, 10=Closed Circuit TV, 11=Container, 12=Digital Display Pager, 13=Facsimile, 14=Garage/Parking Lot, 15=Hospital, 16=Hotel Room/Motel Room, 17=Jail, 18=Mobile Home/Trailer, 19=Package/Cargo, 20=Pay Phone, 21=Pen Register, 22=Prison, 23=Social Club, 24=Storage, 25=Telefax, 26=Courthouse, 27=Street, 28=Computer, 29=School.

REPORT BY PROSECUTORS OF COURT-AUTHORIZED INTERCEPTS OF WIRE, ORAL, OR ELECTRONIC COMMUNICATIONS
PURSUANT TO 18 U.S.C. 2519

A.O. Number	Number of Days in Operation ⁴	Average Intercepts per Day	Number of			Costs		Number of					
			Persons Intercepted	Intercepts	Incriminating Intercepts	Total Cost in \$	Other Than Manpower in \$	Arrests	Trials	Motions to Suppress Intercepts ⁵			Persons Convicted
										G	D	P	
CALIFORNIA, CENTRAL (CONTINUED)													
84	30	59	28	1,784	30	24,934	500	1	-	-	-	-	-
85	30	56	143	1,679	200	105,216	384	-	-	-	-	-	-
86	28	31	33	865	293	240,930	9,000	-	-	-	-	-	-
87	21	44	33	920	140	144,000	9,000	13	-	-	-	-	-
88	30	-	-	-	-	-	-	-	-	-	-	-	-
89	30	47	22	1,400	600	67,000	10,000	-	-	-	-	-	-
90	120	26	21	3,109	1,614	290,000	50,000	-	-	-	-	-	-
91	20	13	25	260	61	15,557	750	-	-	-	-	-	-
92	90	45	75	4,050	2,100	525,720	30,000	6	-	-	-	-	6
93	60	5	20	286	93	RELATED TO NO. 90							
94	11	13	10	140	73	RELATED TO NO. 89							
95	60	87	164	5,213	294	128,631	245	-	-	-	-	-	-
96	60	48	50	2,870	650	53,663	1,500	-	-	-	-	-	-
97	45	24	24	1,084	300	60,000	10,000	8	-	-	-	-	-
98	60	25	20	1,503	980	RELATED TO NO. 90							
99	30	8	17	228	27	380	380	-	-	-	-	-	-
100	56	57	36	3,184	144	170,000	50,000	5	-	-	-	-	5
101	85	16	17	1,361	554	75,000	20,000	8	-	-	-	-	-
102	30	41	83	1,235	237	117,060	11,490	5	-	-	-	-	5
103	58	43	50	2,500	2,100	440,896	40,000	1	-	-	-	-	-
104	30	32	68	947	135	RELATED TO NO. 106							
105	19	18	83	341	99	RELATED TO NO. 102							
106	30	28	55	853	146	65,650	5,170	2	-	-	-	-	-
107	12	48	9	575	153	60,000	5,000	-	-	-	-	-	-
108	10	43	31	432	26	14,229	450	-	-	-	-	-	-
109	29	50	90	1,450	400	185,392	10,000	4	-	-	-	-	-
110	29	17	20	500	300	210,448	10,000	-	-	-	-	-	-
CALIFORNIA, SOUTHERN													
111	120	51	160	6,130	271	274,493	10,000	RELATED TO NO. 113					
112	120	4	56	430	128	185,340	51,000	RELATED TO NO. 113					

⁴NI in this column indicates Never Installed. I in this column indicates Installed But Never Used.

⁵Motions: G=Granted, D=Denied, P=Pending.

* This wiretap was terminated during 1994 or 1995, but was not reported at that time because it was part of an ongoing investigation.

**This wiretap was terminated during 1996, but was not reported at that time because it was part of an ongoing investigation.

TABLE A-1
UNITED STATES DISTRICT COURTS

REPORT BY JUDGES OF COURT-AUTHORIZED INTERCEPTS OF WIRE, ORAL, OR ELECTRONIC COMMUNICATIONS
PURSUANT TO 18 U.S.C. 2519

A.O. Number	Authorizing Official		Offense Specified	Intercept		Date of Application	Authorized Length		
	Judge	Attorney General ¹		Type ²	Place ³		Original Order (Days)	Number of Extensions	Total Length (Days)
CALIFORNIA, SOUTHERN (CONTINUED)									
113	KEEP	CIAFFA	NARCOTICS	E	O12	12/26/1996	30	-	30
114	KEEP	DIGREGORY	NARCOTICS	P	O8	02/21/1997	30	3	120
115	KEEP	WARREN	NARCOTICS	P	O8	02/27/1997	30	1	60
116	KEEP	WARREN	NARCOTICS	P	S	03/11/1997	30	1	60
117	KEEP	DIGREGORY	NARCOTICS	P	S	03/17/1997	30	2	90
118	KEEP	WARREN	NARCOTICS	P	SO8	03/21/1997	30	3	120
119	KEEP	WARREN	NARCOTICS	PM	O22	04/24/1997	30	1	60
120	KEEP	WARREN	NARCOTICS	P	S	05/27/1997	30	-	30
121	HUFF	DIGREGORY	NARCOTICS	P	A	06/04/1997	30	1	60
122	KEEP	BERSIN	EXTORTION	E	O12	09/29/1997	30	-	30
COLORADO									
123	KANE	PODOLAK	NARCOTICS	E	O12	12/11/1996	30	1	60
124	KANE	LITT	NARCOTICS	P	S	03/12/1997	30	-	30
125	SPARR	WARREN	NARCOTICS	P	SO8	03/24/1997	30	1	60
126	KANE	KEENEY	NARCOTICS	P	S	04/08/1997	30	-	30
127	SPARR	DIGREGORY	NARCOTICS	P	O8	04/16/1997	30	-	30
128	BABCOCK	TAFOYA	NARCOTICS	E	O12	06/02/1997	30	2	90
129	BABCOCK	DIGREGORY	NARCOTICS	PE	SO8,O12	06/05/1997	30	-	30
130	BABCOCK	WARREN	NARCOTICS	P	S	07/01/1997	30	1	60
131	BABCOCK	TAFOYA	NARCOTICS	E	O12	08/06/1997	30	-	30
132	BABCOCK	TAFOYA	NARCOTICS	E	O12	08/15/1997	30	-	30
133	BABCOCK	WARREN	NARCOTICS	P	S	08/27/1997	30	-	30
CONNECTICUT									
134	NEVAS	WARREN	NARCOTICS	P	AO8	09/24/1996	30	3	120
135	CHATIGNY	DIGREGORY	NARCOTICS	PE	O8,O12	11/19/1996	30	5	180
136	NEVAS	LITT	NARCOTICS	P	O8	11/22/1996	30	1	60
137	NEVAS	WARREN	NARCOTICS	P	O8	01/30/1997	30	1	60
138	CHATIGNY	LITT	NARCOTICS	E	O12	03/12/1997	30	-	30
139	BURNS	KEENEY	NARCOTICS	PE	AO12	05/07/1997	30	1	60
140	BURNS	KEENEY	NARCOTICS	PE	AO8,O12	05/31/1997	30	-	30

¹ The attorney general or designee authorized the filing of the reported applications under provisions of 18 U.S.C. 2516.

² Type: P=Phone Wire, M=Micro-Eavesdrop, E=Electronic, NR=Not Reported.

³ Place: S=Single-Family Dwelling, A=Apartment, M=Multiple Dwelling, B=Business, R=Roving, O=Other.

Other: 6=Automobile/Van, 7=Briefcase, 8=Cellular/Mobile Phone, 9=Cemetery, 10=Closed Circuit TV, 11=Container, 12=Digital Display Pager, 13=Facsimile, 14=Garage/Parking Lot, 15=Hospital, 16=Hotel Room/Motel Room, 17=Jail, 18=Mobile Home/Trailer, 19=Package/Cargo, 20=Pay Phone, 21=Pen Register, 22=Prison, 23=Social Club, 24=Storage, 25=Telefax, 26=Courthouse, 27=Street, 28=Computer, 29=School.

**REPORT BY PROSECUTORS OF COURT-AUTHORIZED INTERCEPTS OF WIRE, ORAL, OR ELECTRONIC COMMUNICATIONS
PURSUANT TO 18 U.S.C. 2519**

A.O. Number	Number of Days in Operation ⁴	Average Intercepts per Day	Number of			Costs		Number of					
			Persons Intercepted	Intercepts	Incriminating Intercepts	Total Cost in \$	Other Than Manpower in \$	Arrests	Trials	Motions to Suppress Intercepts ⁵			Persons Convicted
										G	D	P	
CALIFORNIA, SOUTHERN (CONTINUED)													
113	27	10	15	263	1	RELATED TO NO. 112	1	-	-	-	-	-	
114	120	16	96	1,900	276	697,250	29,250	16	-	1	-	-	9
115	58	4	18	218	29	RELATED TO NO. 112	1	-	-	-	-	-	
116	60	101	340	6,030	384	436,518	124,308	7	-	-	-	-	
117	72	56	450	4,000	800	400,000	300,000	23	-	-	2	-	
118	120	16	96	1,900	276	RELATED TO NO. 114							
119	60	110	185	6,616	291	72,514	8,000	6	-	-	-	-	2
120	28	55	128	1,533	162	20,989	986	RELATED TO NO. 119					
121	60	29	109	1,767	809	262,134	10,000	-	-	-	-	-	
122	26	6	27	149	55	1,248	166	2	-	-	-	-	
COLORADO													
123	60	25	227	1,492	1,357	15,532	-	-	-	-	-	-	
124	30	173	5,190	5,190	426	21,893	-	-	-	-	-	-	
125	34	11	215	365	182	105,399	2,583	12	-	-	-	30	
126	29	144	4,183	4,183	445	44,780	1,692	-	-	-	-	-	
127	11	58	245	634	215	RELATED TO NO. 125							
128	87	30	182	2,643	2,129	22,902	100	-	-	-	-	-	
129	30	72	138	2,147	429	34,115	-	-	-	-	-	-	
130	58	65	193	3,762	422	67,082	325	-	-	-	-	-	
131	30	4	31	121	93	5,981	35	-	-	-	-	-	
132	30	1	16	31	22	5,167	40	-	-	-	-	-	
133	25	28	150	693	81	16,413	250	-	-	-	-	-	
CONNECTICUT													
134	120	78	211	9,339	731	157,057	9,515	71	-	-	-	-	
135	177	39	3,675	6,836	1,623	848,117	30,028	22	-	-	-	-	20
136	60	29	83	1,755	103	RELATED TO NO. 134							
137	51	10	52	498	113	RELATED TO NO. 134							
138	30	29	254	859	89	RELATED TO NO. 135							
139	58	106	551	6,165	508	266,609	7,300	16	-	-	-	-	
140	30	68	302	2,047	205	RELATED TO NO. 139							

⁴NI in this column indicates Never Installed. I in this column indicates Installed But Never Used.

⁵Motions: G=Granted, D=Denied, P=Pending.

* This wiretap was terminated during 1994 or 1995, but was not reported at that time because it was part of an ongoing investigation.

**This wiretap was terminated during 1996, but was not reported at that time because it was part of an ongoing investigation.

TABLE A-1
UNITED STATES DISTRICT COURTS

REPORT BY JUDGES OF COURT-AUTHORIZED INTERCEPTS OF WIRE, ORAL, OR ELECTRONIC COMMUNICATIONS
PURSUANT TO 18 U.S.C. 2519

A.O. Number	Authorizing Official		Offense Specified	Intercept		Date of Application	Authorized Length		
	Judge	Attorney General ¹		Type ²	Place ³		Original Order (Days)	Number of Extensions	Total Length (Days)
CONNECTICUT (CONTINUED)									
141	BURNS	DIGREGORY	NARCOTICS	P	O8	07/28/1997	30	-	30
142	BURNS	RING	NARCOTICS	E	O12	08/08/1997	30	-	30
143	DORSEY	DRONEY	NARCOTICS	E	O12	08/22/1997	30	-	30
144	DORSEY	JONGBLOED	NARCOTICS	E	O12	09/26/1997	30	-	30
145	BURNS	DIGREGORY	NARCOTICS	PE	O8,O12	10/17/1997	30	-	30
DISTRICT OF COLUMBIA									
146	JOHNSON	WARREN	NARCOTICS	P	A	02/13/1997	30	-	30
147	KESSLER	WARREN	NARCOTICS	P	S	02/14/1997	30	-	30
148	HOGAN	WARREN	NARCOTICS	PM	SBO8	04/10/1997	30	-	30
149	FRIEDMAN	KEENEY	NARCOTICS	P	A	06/13/1997	30	-	30
150	FRIEDMAN	KEENEY	NARCOTICS	E	O12	06/13/1997	30	-	30
151	ROBERTSON	RICHARD	NARCOTICS	P	O8	08/04/1997	30	-	30
FLORIDA, MIDDLE									
152	SCHLESINGER	WARREN	CORRUPTION	P	B	11/15/1996	30	1	60
153	BUCKLEW	WARREN	NARCOTICS	P	S	11/19/1996	30	3	120
154	BUCKLEW	WARREN	NARCOTICS	P	A	12/09/1996	30	2	90
155	BUCKLEW	WARREN	NARCOTICS	P	S	01/13/1997	30	1	60
156	BUCKLEW	LITT	NARCOTICS	PE	ABO12	01/31/1997	30	1	60
157	BUCKLEW	DIGREGORY	NARCOTICS	P	O8	02/20/1997	30	-	30
158	BUCKLEW	DIGREGORY	NARCOTICS	P	A	03/11/1997	30	-	30
159	KOVACHEVICH	KEENEY	NARCOTICS	PE	O8,O12	04/15/1997	30	-	30
160	BUCKLEW	WARREN	NARCOTICS	P	SO8	06/17/1997	30	1	60
FLORIDA, SOUTHERN									
161**	LENARD	WARREN	NARCOTICS	P	O8	10/02/1996	30	1	60
162**	UNGARO-BENAGES	WEISS	NARCOTICS	P	O8	11/27/1996	30	1	60
163	LENARD	DIGREGORY	NARCOTICS	P	O8	12/13/1996	30	-	30
164	LENARD	WARREN	NARCOTICS	P	O8	01/15/1997	30	-	30
165	LENARD	KEENEY	NARCOTICS	P	O8	01/16/1997	30	-	30
166	LENARD	WARREN	NARCOTICS	P	O8	01/30/1997	30	3	120
167	LENARD	DIGREGORY	NARCOTICS	P	O8	01/31/1997	30	2	90

¹ The attorney general or designee authorized the filing of the reported applications under provisions of 18 U.S.C. 2516.

² Type: P=Phone Wire, M=Micro-Eavesdrop, E=Electronic, NR=Not Reported.

³ Place: S=Single-Family Dwelling, A=Apartment, M=Multiple Dwelling, B=Business, R=Roving, O=Other.

Other: 6=Automobile/Van, 7=Briefcase, 8=Cellular/Mobile Phone, 9=Cemetery, 10=Closed Circuit TV, 11=Container, 12=Digital Display Pager, 13=Facsimile, 14=Garage/Parking Lot, 15=Hospital, 16=Hotel Room/Motel Room, 17=Jail, 18=Mobile Home/Trailer, 19=Package/Cargo, 20=Pay Phone, 21=Pen Register, 22=Prison, 23=Social Club, 24=Storage, 25=Telefax, 26=Courthouse, 27=Street, 28=Computer, 29=School.

**REPORT BY PROSECUTORS OF COURT-AUTHORIZED INTERCEPTS OF WIRE, ORAL, OR ELECTRONIC COMMUNICATIONS
PURSUANT TO 18 U.S.C. 2519**

A.O. Number	Number of Days in Operation ⁴	Average Intercepts per Day	Number of			Costs		Number of					
			Persons Intercepted	Intercepts	Incriminating Intercepts	Total Cost in \$	Other Than Manpower in \$	Arrests	Trials	Motions to Suppress Intercepts ⁵			Persons Convicted
										G	D	P	
CONNECTICUT (CONTINUED)													
141	30	158	75	4,752	676	96,012	10,000	17	-	-	-	-	-
142	29	26	1	746	-	11,779	-	-	-	-	-	-	-
143	30	2	13	45	39	1,963	-	-	-	-	-	-	-
144	29	6	24	183	183	1,569	-	1	-	-	-	-	1
145	30	91	173	2,737	337	248,923	8,800	10	-	-	-	-	-
DISTRICT OF COLUMBIA													
146	14	141	82	1,968	222	27,188	200	15	-	-	-	-	15
147	23	241	1	5,536	1,738	239,464	1,000	5	-	-	-	-	-
148	20	145	342	2,898	113	72,615	700	1	-	-	-	-	-
149	10	110	80	1,098	96	19,378	219	4	-	-	-	-	-
150	30	50	1,498	1,498	177	357	-	4	-	-	-	-	-
151	4	16	18	64	13	4,430	110	1	-	-	-	-	-
FLORIDA, MIDDLE													
152	53	71	154	3,774	179	54,940	122	1	-	-	-	-	1
153	120	55	130	6,567	125	342,520	8,000	20	-	-	-	-	-
154	90	27	75	2,464	95	RELATED TO NO. 153							-
155	60	118	150	7,063	103	RELATED TO NO. 153							-
156	55	45	60	2,493	105	RELATED TO NO. 153							-
157	30	6	15	183	15	RELATED TO NO. 153							-
158	17	85	40	1,443	267	RELATED TO NO. 153							-
159	25	69	20	1,726	270	43,689	1,248	9	-	-	-	-	8
160	59	84	86	4,973	268	404,394	3,206	5	-	-	-	-	-
FLORIDA, SOUTHERN													
161**	60	12	25	740	90	212,000	2,000	-	-	-	-	-	-
162**	60	33	45	1,957	390	194,420	-	39	-	-	-	-	-
163	21	19	15	409	231	80,000	2,000	-	-	-	-	-	-
164	3	67	7	200	50	19,706	11,066	5	2	-	2	-	4
165	2	100	7	200	50	RELATED TO NO. 164							-
166	120	61	36	7,327	4,394	461,844	9,000	-	-	-	-	-	-
167	67	39	60	2,617	785	100,412	-	RELATED TO NO. 162**					-

⁴NI in this column indicates Never Installed. I in this column indicates Installed But Never Used.

⁵Motions: G=Granted, D=Denied, P=Pending.

* This wiretap was terminated during 1994 or 1995, but was not reported at that time because it was part of an ongoing investigation.

**This wiretap was terminated during 1996, but was not reported at that time because it was part of an ongoing investigation.

TABLE A-1
UNITED STATES DISTRICT COURTS

REPORT BY JUDGES OF COURT-AUTHORIZED INTERCEPTS OF WIRE, ORAL, OR ELECTRONIC COMMUNICATIONS
PURSUANT TO 18 U.S.C. 2519

A.O. Number	Authorizing Official		Offense Specified	Intercept		Date of Application	Authorized Length		
	Judge	Attorney General ¹		Type ²	Place ³		Original Order (Days)	Number of Extensions	Total Length (Days)
FLORIDA, SOUTHERN (CONTINUED)									
168	FERGUSON	LITT	NARCOTICS	P	B	02/04/1997	30	1	60
169	NESBITT	WARREN	NARCOTICS	P	O8	03/07/1997	30	-	30
170	LENARD	DIGREGORY	NARCOTICS	P	O8	03/13/1997	30	-	30
171	ROETTGER	WARREN	\$LAUNDERING	PM	S	03/17/1997	30	1	60
172	NESBITT	RICHARD	\$LAUNDERING	P	O8	03/25/1997	30	-	30
173	LENARD	RICHARD	NARCOTICS	P	O8	04/23/1997	30	-	30
174	MORENO	WARREN	NARCOTICS	PE	O8,O12	05/15/1997	30	-	30
175	PAINE	WARREN	EXTORTION	P	SB	05/27/1997	30	1	60
176	RYSKAMP	WARREN	EXTORTION	M	B	06/13/1997	30	-	30
177	RYSKAMP	WARREN	NARCOTICS	P	O8	06/13/1997	30	-	30
178	FERGUSON	WARREN	NARCOTICS	P	A	06/27/1997	30	1	60
179	ZLOCH	KEENEY	NARCOTICS	PE	SO12	07/03/1997	30	2	90
180	HIGHSMITH	DIGREGORY	NARCOTICS	PE	AO13	07/14/1997	30	1	60
181	HIGHSMITH	WARREN	NARCOTICS	P	SO8	07/17/1997	30	3	120
182	HIGHSMITH	WARREN	NARCOTICS	PE	O8,O12	07/22/1997	30	2	90
183	HIGHSMITH	WARREN	NARCOTICS	PE	O8,O12	07/30/1997	30	-	30
184	MOORE	WARREN	NARCOTICS	P	SO8	08/01/1997	30	2	90
185	HIGHSMITH	DIGREGORY	NARCOTICS	P	O8	08/15/1997	30	2	90
186	HIGHSMITH	WARREN	NARCOTICS	P	S	08/20/1997	30	1	60
187	MOORE	DIGREGORY	NARCOTICS	P	O8	08/27/1997	30	3	120
188	HIGHSMITH	DIGREGORY	NARCOTICS	P	S	09/03/1997	30	1	60
189	MARCUS	KEENEY	NARCOTICS	P	A	09/03/1997	30	-	30
190	NESBITT	KEENEY	NARCOTICS	P	O8	09/12/1997	30	-	30
191	NESBITT	KEENEY	NARCOTICS	P	O8	09/16/1997	30	1	60
192	HIGHSMITH	WARREN	NARCOTICS	P	O8	10/03/1997	30	-	30
193	UNGARO-BENAGES	KEENEY	NARCOTICS	P	O8	10/10/1997	30	-	30
194	LENARD	KEENEY	NARCOTICS	P	S	10/23/1997	30	-	30
195	NESBITT	KEENEY	NARCOTICS	P	O8	10/29/1997	30	-	30
196	NESBITT	WARREN	NARCOTICS	P	O8	10/31/1997	30	-	30
197	MIDDLEBROOKS	DIGREGORY	NARCOTICS	P	S	11/06/1997	30	-	30

¹ The attorney general or designee authorized the filing of the reported applications under provisions of 18 U.S.C. 2516.

² Type: P=Phone Wire, M=Micro-Eavesdrop, E=Electronic, NR=Not Reported.

³ Place: S=Single-Family Dwelling, A=Apartment, M=Multiple Dwelling, B=Business, R=Roving, O=Other.

Other: 6=Automobile/Van, 7=Briefcase, 8=Cellular/Mobile Phone, 9=Cemetery, 10=Closed Circuit TV, 11=Container, 12=Digital Display Pager, 13=Facsimile, 14=Garage/Parking Lot, 15=Hospital, 16=Hotel Room/Motel Room, 17=Jail, 18=Mobile Home/Trailer, 19=Package/Cargo, 20=Pay Phone, 21=Pen Register, 22=Prison, 23=Social Club, 24=Storage, 25=Telefax, 26=Courthouse, 27=Street, 28=Computer, 29=School.

REPORT BY PROSECUTORS OF COURT-AUTHORIZED INTERCEPTS OF WIRE, ORAL, OR ELECTRONIC COMMUNICATIONS
PURSUANT TO 18 U.S.C. 2519

A.O. Number	Number of Days in Operation ⁴	Average Intercepts per Day	Number of			Costs		Number of					
			Persons Intercepted	Intercepts	Incriminating Intercepts	Total Cost in \$	Other Than Manpower in \$	Arrests	Trials	Motions to Suppress Intercepts ⁵			Persons Convicted
										G	D	P	
FLORIDA, SOUTHERN (CONTINUED)													
168	60	92	17	5,538	296	42,683	280	10	-	-	-	-	-
169	26	8	27	213	81	7,807	200	-	-	-	-	-	-
170	26	51	11	1,335	1,001	RELATED TO NO. 166							
171	60	26	40	1,553	351	109,641	5,949	-	-	-	-	-	-
172	20	4	16	76	19	192,155	8,500	1	-	-	-	-	-
173	30	45	12	1,363	817	RELATED TO NO. 166							
174	I	-	-	-	-	3,191	-	-	-	-	-	-	-
175	60	88	205	5,291	123	206,718	15,000	-	-	-	-	-	-
176	1	1	2	1	1	6,611	2,000	-	-	-	-	-	-
177	30	30	40	893	700	92,720	2,000	1	-	-	-	-	-
178	58	37	67	2,131	606	92,256	200	2	-	-	-	-	-
179	88	161	100	14,184	3,000	321,408	-	-	-	-	-	-	-
180	58	51	25	2,973	219	65,270	5,000	5	-	-	-	-	-
181	107	35	39	3,746	1,243	337,367	4,300	15	-	-	-	-	-
182	90	19	1	1,727	859	239,580	6,300	-	-	-	-	-	-
183	6	13	78	78	33	25,788	300	-	-	-	-	-	-
184	78	18	25	1,381	500	RELATED TO NO. 187							
185	78	5	14	397	286	78,905	1,836	RELATED TO NO. 181					
186	60	76	1	4,570	600	RELATED TO NO. 182							
187	101	53	35	5,383	3,500	251,376	6,000	-	-	-	-	-	-
188	60	93	1	5,566	1,100	RELATED TO NO. 182							
189	7	7	9	50	25	RELATED TO NO. 180							
190	24	17	23	397	157	133,488	-	5	-	-	-	-	-
191	60	15	40	922	200	42,881	-	11	-	-	-	-	-
192	12	18	10	219	131	4,511	279	-	-	-	-	-	-
193	22	5	3	103	19	7,962	1,525	RELATED TO NO. 181					
194	30	33	100	1,000	200	183,480	101,400	7	-	-	-	-	-
195	21	2	2	32	2	RELATED TO NO. 191							
196	20	54	50	1,072	402	RELATED TO NO. 190							
197	9	42	15	377	98	6,971	600	2	-	-	-	-	-

⁴NI in this column indicates Never Installed. I in this column indicates Installed But Never Used.

⁵Motions: G=Granted, D=Denied, P=Pending.

* This wiretap was terminated during 1994 or 1995, but was not reported at that time because it was part of an ongoing investigation.

**This wiretap was terminated during 1996, but was not reported at that time because it was part of an ongoing investigation.

TABLE A-1
UNITED STATES DISTRICT COURTS

REPORT BY JUDGES OF COURT-AUTHORIZED INTERCEPTS OF WIRE, ORAL, OR ELECTRONIC COMMUNICATIONS
PURSUANT TO 18 U.S.C. 2519

A.O. Number	Authorizing Official		Offense Specified	Intercept		Date of Application	Authorized Length		
	Judge	Attorney General ¹		Type ²	Place ³		Original Order (Days)	Number of Extensions	Total Length (Days)
FLORIDA, SOUTHERN (CONTINUED)									
198	MIDDLEBROOKS	KEENEY	NARCOTICS	E	SO13	11/06/1997	30	-	30
199	LENARD	KEENEY	NARCOTICS	P	S	11/14/1997	30	-	30
200	GOLD	WARREN	NARCOTICS	P	O8	12/15/1997	30	-	30
GEORGIA, NORTHERN									
201	HULL	KEENEY	NARCOTICS	P	O8	08/27/1997	30	-	30
202	THRASH	WARREN	NARCOTICS	P	A	10/10/1997	30	-	30
GEORGIA, MIDDLE									
203	FITZPATRICK	KEENEY	NARCOTICS	P	O8	08/18/1997	30	-	30
204	LAWSON	WARREN	NARCOTICS	P	S	09/05/1997	30	-	30
IDAHO									
205	WINMILL	WARREN	NARCOTICS	P	S	10/20/1997	30	1	60
ILLINOIS, NORTHERN									
206**	ASPEN	DIGREGORY	TRANSPORT	P	S	01/02/1996	30	11	360
207	ASPEN	BURNS	TRANSPORT	E	O12	09/20/1996	30	3	120
208**	ASPEN	WARREN	NARCOTICS	P	S	11/19/1996	30	-	30
209	ASPEN	KEENEY	NARCOTICS	P	O8	12/09/1996	30	1	60
210	WILLIAMS	WARREN	NARCOTICS	PE	SO12	01/24/1997	30	-	30
211	KOCORAS	WARREN	NARCOTICS	P	O8	01/29/1997	30	-	30
212	KOCORAS	WARREN	NARCOTICS	P	O8	02/06/1997	30	-	30
213	REINHARD	WARREN	NARCOTICS	P	A	02/28/1997	30	4	150
214	KOCORAS	HUESTIS	NARCOTICS	E	O12	03/11/1997	30	-	30
215	ASPEN	WARREN	NARCOTICS	P	S	03/18/1997	30	-	30
216	ASPEN	WARREN	NARCOTICS	P	O8	03/19/1997	30	1	60
217	KOCORAS	KEENEY	NARCOTICS	PE	AO12	04/02/1997	30	1	60
218	KOCORAS	KEENEY	NARCOTICS	P	O8	04/02/1997	30	-	30
219	ASPEN	WARREN	NARCOTICS	PE	O8,O12	04/09/1997	30	2	90
220	ASPEN	REDKEY	EXTORTION	E	SO28	04/25/1997	30	-	30
221	ASPEN	WARREN	NARCOTICS	P	SO8	04/25/1997	30	-	30
222	ASPEN	DIGREGORY	NARCOTICS	P	S	05/06/1997	30	-	30
223	ASPEN	DIGREGORY	NARCOTICS	P	O8	05/16/1997	30	-	30

¹ The attorney general or designee authorized the filing of the reported applications under provisions of 18 U.S.C. 2516.

² Type: P=Phone Wire, M=Micro-Eavesdrop, E=Electronic, NR=Not Reported.

³ Place: S=Single-Family Dwelling, A=Apartment, M=Multiple Dwelling, B=Business, R=Roving, O=Other.

Other: 6=Automobile/Van, 7=Briefcase, 8=Cellular/Mobile Phone, 9=Cemetery, 10=Closed Circuit TV, 11=Container, 12=Digital Display Pager, 13=Facsimile, 14=Garage/Parking Lot, 15=Hospital, 16=Hotel Room/Motel Room, 17=Jail, 18=Mobile Home/Trailer, 19=Package/Cargo, 20=Pay Phone, 21=Pen Register, 22=Prison, 23=Social Club, 24=Storage, 25=Telefax, 26=Courthouse, 27=Street, 28=Computer, 29=School.

REPORT BY PROSECUTORS OF COURT-AUTHORIZED INTERCEPTS OF WIRE, ORAL, OR ELECTRONIC COMMUNICATIONS
PURSUANT TO 18 U.S.C. 2519

A.O. Number	Number of Days in Operation ⁴	Average Intercepts per Day	Number of			Costs		Number of					
			Persons Intercepted	Intercepts	Incriminating Intercepts	Total Cost in \$	Other Than Manpower in \$	Arrests	Trials	Motions to Suppress Intercepts ⁵			Persons Convicted
										G	D	P	
FLORIDA, SOUTHERN (CONTINUED)													
198	30	7	10	200	40	32,400	-	-	-	-	-	-	
199	30	40	100	1,200	300	82,080	-	RELATED TO NO. 194					-
200	7	16	14	111	31	7,003	-	-	-	-	-	-	
GEORGIA, NORTHERN													
201	27	39	82	1,059	754	132,092	17,792	8	-	-	-	-	
202	NI	-	-	-	-	-	-	-	-	-	-	-	
GEORGIA, MIDDLE													
203	29	15	48	427	84	69,800	5,000	6	-	-	-	-	
204	24	52	53	1,236	172	RELATED TO NO. 203						-	
IDAHO													
205	50	15	169	733	194	73,520	8,720	-	-	-	-	-	
ILLINOIS, NORTHERN													
206**	359	11	254	4,069	1,307	379,298	2,500	-	-	-	-	-	
207	120	2	40	266	120	10,791	100	-	-	-	-	-	
208**	30	9	15	273	69	68,527	1,200	RELATED TO NO. 209					-
209	47	20	33	924	143	134,910	860	17	-	-	-	-	4
210	30	33	50	994	152	52,290	1,000	-	-	-	-	-	
211	10	90	137	899	176	34,800	600	5	-	-	-	-	
212	2	27	10	54	9	1,100	600	RELATED TO NO. 211					-
213	136	87	47	11,791	1,731	377,650	6,000	12	-	-	-	-	
214	30	1	1	36	-	2,999	-	-	-	-	-	-	
215	30	49	20	1,477	144	96,570	1,530	-	-	-	-	-	
216	60	21	119	1,252	300	70,122	800	1	-	-	-	-	
217	60	8	27	456	109	120,448	1,000	RELATED TO NO. 209					-
218	11	44	40	485	75	9,544	800	-	-	-	-	-	
219	90	11	12	1,032	347	297,683	13,400	3	-	-	-	-	
220	6	2	2	12	-	21,365	2,500	-	-	-	-	-	
221	30	56	75	1,673	26	68,337	38,097	-	-	-	-	-	
222	30	8	54	254	51	62,780	8,468	-	-	-	-	-	
223	30	31	125	928	30	26,600	600	8	-	-	-	-	

⁴NI in this column indicates Never Installed. I in this column indicates Installed But Never Used.

⁵Motions: G=Granted, D=Denied, P=Pending.

* This wiretap was terminated during 1994 or 1995, but was not reported at that time because it was part of an ongoing investigation.

**This wiretap was terminated during 1996, but was not reported at that time because it was part of an ongoing investigation.

TABLE A-1
UNITED STATES DISTRICT COURTS

REPORT BY JUDGES OF COURT-AUTHORIZED INTERCEPTS OF WIRE, ORAL, OR ELECTRONIC COMMUNICATIONS
PURSUANT TO 18 U.S.C. 2519

A.O. Number	Authorizing Official		Offense Specified	Intercept		Date of Application	Authorized Length		
	Judge	Attorney General ¹		Type ²	Place ³		Original Order (Days)	Number of Extensions	Total Length (Days)
ILLINOIS, NORTHERN (CONTINUED)									
224	REINHARD	WARREN	NARCOTICS	P	O8	06/04/1997	30	-	30
225	REINHARD	WARREN	NARCOTICS	P	O8	06/12/1997	30	-	30
226	ASPEN	WARREN	NARCOTICS	P	S	06/16/1997	30	1	60
227	REINHARD	WARREN	NARCOTICS	P	O8	07/03/1997	30	-	30
228	NORGLÉ	KEENEY	NARCOTICS	P	O8	07/09/1997	30	-	30
229	ASPEN	RICHARD	NARCOTICS	P	SBO8	07/21/1997	30	-	30
230	ASPEN	RICHARD	NARCOTICS	P	O8	07/28/1997	30	1	60
231	ASPEN	KEENEY	NARCOTICS	PE	RO12	08/06/1997	30	2	90
232	ASPEN	ROSS	NARCOTICS	E	O12	08/11/1997	30	1	60
233	ASPEN	WARREN	TRANSPORT	P	SO8	11/06/1997	30	-	30
234	ASPEN	KEENEY	NARCOTICS	P	O8	11/06/1997	30	-	30
235	ASPEN	WARREN	NARCOTICS	P	SO8	11/20/1997	30	-	30
236	ASPEN	TOWNSEND	NARCOTICS	P	O8	11/28/1997	30	-	30
INDIANA, NORTHERN									
237	MOODY	WARREN	FRAUD	M	B	01/13/1997	30	-	30
INDIANA, SOUTHERN									
238	TINDER	CONOUR	NARCOTICS	E	O12	11/04/1997	30	-	30
KANSAS									
239	O'CONNOR	DIGREGORY	NARCOTICS	P	O8	02/25/1997	30	1	60
240	O'CONNOR	WARREN	NARCOTICS	P	S	03/25/1997	30	1	60
241	O'CONNOR	WARREN	NARCOTICS	P	O8	05/16/1997	30	-	30
242	O'CONNOR	WARREN	NARCOTICS	P	SB	08/11/1997	30	-	30
243	MARTIN	KEENEY	NARCOTICS	PE	O8,O12	11/20/1997	30	-	30
KENTUCKY, EASTERN									
244	FORESTER	RICHARD	NARCOTICS	P	B	10/27/1997	30	1	60
LOUISIANA, EASTERN									
245	FELDMAN	MAGNER	NARCOTICS	E	O12	10/22/1996	30	2	90
246**	FELDMAN	KEENEY	NARCOTICS	P	S	11/19/1996	30	-	30
247	FELDMAN	LITT	NARCOTICS	P	B	12/19/1996	30	1	60
248	MCMNAMARA	LITT	NARCOTICS	P	SB	01/10/1997	30	2	90

¹ The attorney general or designee authorized the filing of the reported applications under provisions of 18 U.S.C. 2516.

² Type: P=Phone Wire, M=Micro-Eavesdrop, E=Electronic, NR=Not Reported.

³ Place: S=Single-Family Dwelling, A=Apartment, M=Multiple Dwelling, B=Business, R=Roving, O=Other.

Other: 6=Automobile/Van, 7=Briefcase, 8=Cellular/Mobile Phone, 9=Cemetery, 10=Closed Circuit TV, 11=Container, 12=Digital Display Pager, 13=Facsimile, 14=Garage/Parking Lot, 15=Hospital, 16=Hotel Room/Motel Room, 17=Jail, 18=Mobile Home/Trailer, 19=Package/Cargo, 20=Pay Phone, 21=Pen Register, 22=Prison, 23=Social Club, 24=Storage, 25=Telefax, 26=Courthouse, 27=Street, 28=Computer, 29=School.

**REPORT BY PROSECUTORS OF COURT-AUTHORIZED INTERCEPTS OF WIRE, ORAL, OR ELECTRONIC COMMUNICATIONS
PURSUANT TO 18 U.S.C. 2519**

A.O. Number	Number of Days in Operation ⁴	Average Intercepts per Day	Number of			Costs		Number of					
			Persons Intercepted	Intercepts	Incriminating Intercepts	Total Cost in \$	Other Than Manpower in \$	Arrests	Trials	Motions to Suppress Intercepts ⁵			Persons Convicted
										G	D	P	
ILLINOIS, NORTHERN (CONTINUED)													
224	30	33	14	983	301	142,716	74,316	1	-	-	-	-	-
225	12	14	10	169	18	11,962	1,000	12	-	-	-	-	-
226	48	23	48	1,097	50	48,985	1,600	RELATED TO NO. 219					
227	27	28	22	753	297	RELATED TO NO. 224							
228	I	-	-	-	-	3,828	266	-	-	-	-	-	-
229	30	113	1,152	3,388	80	27,300	600	8	-	-	-	-	-
230	51	75	40	3,834	710	180,097	500	-	-	-	-	-	-
231	60	46	200	2,755	493	146,746	2,080	-	-	-	-	-	-
232	60	31	100	1,833	-	44,620	80	-	-	-	-	-	-
233	30	17	62	520	60	28,825	300	-	-	-	-	-	-
234	17	2	18	35	16	6,664	600	2	-	-	-	-	-
235	25	24	27	589	45	71,754	1,500	-	-	-	-	-	-
236	4	2	7	9	1	8,108	620	-	-	-	-	-	-
INDIANA, NORTHERN													
237	NI	-	-	-	-	-	-	-	-	-	-	-	-
INDIANA, SOUTHERN													
238	29	2	10	45	3	2,867	-	-	-	-	-	-	-
KANSAS													
239	42	6	132	271	39	38,367	3,936	-	-	-	-	-	-
240	60	13	72	757	75	34,415	1,900	-	-	-	-	-	-
241	25	12	45	299	127	20,085	1,000	-	-	-	-	-	-
242	29	9	101	249	72	49,621	3,256	-	-	-	-	-	-
243	29	73	50	2,115	215	198,950	11,030	5	-	-	-	-	-
KENTUCKY, EASTERN													
244	53	129	240	6,840	323	-	-	4	-	-	-	-	-
LOUISIANA, EASTERN													
245	81	1	55	51	14	142,760	600	2	-	-	-	-	-
246**	30	85	40	2,558	87	25,884	300	-	-	-	-	-	-
247	57	86	20	4,889	836	156,535	725	9	-	-	-	-	9
248	88	44	46	3,832	196	214,731	6,520	24	-	-	-	-	-

⁴NI in this column indicates Never Installed. I in this column indicates Installed But Never Used.

⁵Motions: G=Granted, D=Denied, P=Pending.

* This wiretap was terminated during 1994 or 1995, but was not reported at that time because it was part of an ongoing investigation.

**This wiretap was terminated during 1996, but was not reported at that time because it was part of an ongoing investigation.

TABLE A-1
UNITED STATES DISTRICT COURTS

REPORT BY JUDGES OF COURT-AUTHORIZED INTERCEPTS OF WIRE, ORAL, OR ELECTRONIC COMMUNICATIONS
PURSUANT TO 18 U.S.C. 2519

A.O. Number	Authorizing Official		Offense Specified	Intercept		Date of Application	Authorized Length		
	Judge	Attorney General ¹		Type ²	Place ³		Original Order (Days)	Number of Extensions	Total Length (Days)
LOUISIANA, EASTERN (CONTINUED)									
249	MCNAMARA	DIGREGORY	NARCOTICS	P	O8	02/14/1997	30	1	60
250	FELDMAN	WARREN	NARCOTICS	P	B	02/19/1997	30	-	30
251	VANCE	RICHARD	NARCOTICS	P	A	04/07/1997	30	-	30
252	CARR	WARREN	NARCOTICS	P	O8	05/20/1997	30	-	30
253	LEMMAN	MORELLO	NARCOTICS	E	O12	05/29/1997	30	-	30
254	CARR	WARREN	NARCOTICS	P	S	06/13/1997	30	-	30
255	BEER	RICHARD	OTHER	P	S	06/16/1997	30	-	30
256	FALLON	KEENEY	NARCOTICS	P	O8	11/07/1997	30	-	30
LOUISIANA, MIDDLE									
257	PARKER	KEENEY	EXTORTION	P	S	10/18/1996	30	6	210
258	PARKER	KEENEY	EXTORTION	M	B	12/06/1996	30	4	150
259	PARKER	KEENEY	EXTORTION	P	B	04/16/1997	30	-	30
LOUISIANA, WESTERN									
260	WALTER	KEENEY	EXTORTION	P	SB	06/26/1996	30	10	330
261	TRIMBLE	DIGREGORY	NARCOTICS	P	SO8	03/24/1997	30	-	30
262	WALTER	LITT	MURDER	P	S	05/09/1997	30	1	60
MAINE									
263**	CARTER	TOOF	NARCOTICS	E	O12	06/13/1996	30	-	30
264	HORNBY	CHAPMAN	OTHER	E	O12	01/16/1997	30	-	30
MARYLAND									
265	DAVIS	WARREN	NARCOTICS	P	SB	02/12/1997	30	-	30
266	CHASANOW	DIGREGORY	NARCOTICS	PE	ABO12	02/26/1997	30	2	90
267	WILLIAMS	JOHNSON	NARCOTICS	E	O12	04/23/1997	30	4	150
268	SMALKIN	DIGREGORY	GAMBLING	P	BO20	05/09/1997	30	1	60
269	SMALKIN	WARREN	GAMBLING	P	O8	06/02/1997	30	-	30
270	NICKERSON	WARREN	GAMBLING	P	S	06/06/1997	30	-	30
271	SMALKIN	WARREN	GAMBLING	P	A	06/19/1997	30	-	30
272	WILLIAMS	KEENEY	NARCOTICS	P	O8	07/18/1997	30	-	30
273	SMALKIN	WARREN	GAMBLING	P	S	07/22/1997	30	-	30
274	CHASANOW	DIGREGORY	NARCOTICS	P	SO8	08/15/1997	30	1	60

¹ The attorney general or designee authorized the filing of the reported applications under provisions of 18 U.S.C. 2516.

² Type: P=Phone Wire, M=Micro-Eavesdrop, E=Electronic, NR=Not Reported.

³ Place: S=Single-Family Dwelling, A=Apartment, M=Multiple Dwelling, B=Business, R=Roving, O=Other.

Other: 6=Automobile/Van, 7=Briefcase, 8=Cellular/Mobile Phone, 9=Cemetery, 10=Closed Circuit TV, 11=Container, 12=Digital Display Pager, 13=Facsimile, 14=Garage/Parking Lot, 15=Hospital, 16=Hotel Room/Motel Room, 17=Jail, 18=Mobile Home/Trailer, 19=Package/Cargo, 20=Pay Phone, 21=Pen Register, 22=Prison, 23=Social Club, 24=Storage, 25=Telefax, 26=Courthouse, 27=Street, 28=Computer, 29=School.

**REPORT BY PROSECUTORS OF COURT-AUTHORIZED INTERCEPTS OF WIRE, ORAL, OR ELECTRONIC COMMUNICATIONS
PURSUANT TO 18 U.S.C. 2519**

A.O. Number	Number of Days in Operation ⁴	Average Intercepts per Day	Number of			Costs		Number of					
			Persons Intercepted	Intercepts	Incriminating Intercepts	Total Cost in \$	Other Than Manpower in \$	Arrests	Trials	Motions to Suppress Intercepts ⁵			Persons Convicted
										G	D	P	
LOUISIANA, EASTERN (CONTINUED)													
249	60	55	54	3,279	874	RELATED TO NO. 248		6	-	-	-	-	2
250	30	49	8	1,462	63	63,527	628	-	-	-	-	-	-
251	14	29	26	408	162	54,360	1,056	6	-	-	-	-	6
252	10	21	38	210	64	11,170	370	1	-	-	-	-	-
253	30	1	21	28	5	22,368	300	-	-	-	-	-	-
254	30	36	590	1,086	44	22,040	2,600	-	-	-	-	-	-
255	17	30	5	510	9	35,607	344	-	-	-	-	-	-
256	29	34	8	982	94	91,873	450	-	-	-	-	-	-
LOUISIANA, MIDDLE													
257	193	14	208	2,659	233	RELATED TO NO. 260							
258	134	8	27	1,120	139	RELATED TO NO. 260							
259	12	11	37	126	7	RELATED TO NO. 260							
LOUISIANA, WESTERN													
260	313	65	391	20,265	539	1,420,991	65,383	-	-	-	-	-	-
261	30	66	95	1,983	151	98,530	995	20	-	-	-	-	3
262	40	59	46	2,358	103	125,314	850	-	-	-	-	-	-
MAINE													
263**	9	2	4	16	16	-	-	4	-	-	-	-	4
264	8	-	-	-	-	-	-	-	-	-	-	-	-
MARYLAND													
265	9	2	3	17	2	3,095	-	3	-	-	-	-	-
266	86	84	214	7,227	1,127	56,133	1,480	14	-	-	-	-	-
267	125	54	6,773	6,773	270	65,758	108	-	-	-	-	-	-
268	60	76	306	4,546	482	196,392	4,650	-	-	-	-	-	-
269	30	6	42	182	56	RELATED TO NO. 268							
270	20	48	128	960	29	RELATED TO NO. 268							
271	26	20	42	531	289	RELATED TO NO. 268							
272	25	20	66	509	132	51,561	1,850	5	-	-	-	-	-
273	29	36	41	1,042	927	RELATED TO NO. 268							
274	42	240	32	10,075	543	176,821	1,861	12	-	-	-	-	-

⁴NI in this column indicates Never Installed. I in this column indicates Installed But Never Used.

⁵Motions: G=Granted, D=Denied, P=Pending.

* This wiretap was terminated during 1994 or 1995, but was not reported at that time because it was part of an ongoing investigation.

**This wiretap was terminated during 1996, but was not reported at that time because it was part of an ongoing investigation.

TABLE A-1
UNITED STATES DISTRICT COURTS

REPORT BY JUDGES OF COURT-AUTHORIZED INTERCEPTS OF WIRE, ORAL, OR ELECTRONIC COMMUNICATIONS
PURSUANT TO 18 U.S.C. 2519

A.O. Number	Authorizing Official		Offense Specified	Intercept		Date of Application	Authorized Length		
	Judge	Attorney General ¹		Type ²	Place ³		Original Order (Days)	Number of Extensions	Total Length (Days)
MARYLAND (CONTINUED)									
275	WILLIAMS	DIGREGORY	NARCOTICS	P	O8	08/21/1997	30	-	30
276	WILLIAMS	RICHARD	NARCOTICS	M	O6	10/24/1997	30	-	30
MASSACHUSETTS									
277**	HARRINGTON	KEENEY	EXTORTION	M	R	11/13/1996	30	-	30
278**	HARRINGTON	WARREN	NARCOTICS	PE	AO12	11/14/1996	30	-	30
279	TAURO	DIGREGORY	NARCOTICS	PE	SAO8,O12	01/07/1997	30	-	30
MICHIGAN, EASTERN									
280	DUGGAN	PARKER	NARCOTICS	E	O12	12/20/1996	30	1	60
281	ROSEN	WARREN	NARCOTICS	P	S	01/09/1997	30	-	30
282	EDMUNDS	WARREN	NARCOTICS	P	SO8	01/31/1997	30	1	60
283	O'MEARA	WARREN	NARCOTICS	P	O8	02/14/1997	30	2	90
284	ROSEN	WARREN	NARCOTICS	P	O8	02/27/1997	30	-	30
285	DUGGAN	WARREN	NARCOTICS	P	O8	03/21/1997	30	-	30
286	HOOD	WARREN	NARCOTICS	P	S	04/25/1997	30	1	60
287	BORMAN	WARREN	NARCOTICS	P	SO8	09/29/1997	30	2	90
288	FORMAN	WARREN	NARCOTICS	P	S	10/24/1997	30	1	60
289	EDMUNDS	WARREN	NARCOTICS	P	SO8	11/05/1997	30	-	30
MICHIGAN, WESTERN									
290	MCKEAGUE	WARREN	NARCOTICS	P	SB	04/24/1997	30	2	90
291	QUIST	LITT	FIREARMS	M	B	05/22/1997	30	-	30
292	QUIST	WARREN	FIREARMS	P	S	07/01/1997	30	1	60
MINNESOTA									
293	MAGNUSON	WARREN	NARCOTICS	P	O8	06/17/1997	30	-	30
294	MAGNUSON	RICHARD	NARCOTICS	P	S	07/18/1997	30	2	90
295	ROSENBAUM	DIGREGORY	NARCOTICS	P	O8	08/27/1997	30	-	30
MISSISSIPPI, SOUTHERN									
296	LEE	WARREN	GAMBLING	P	BO8	11/03/1997	30	-	30
MISSOURI, EASTERN									
297	LIMBAUGH	WARREN	GAMBLING	P	S	10/09/1996	30	5	180
298	LIMBAUGH	DIGREGORY	GAMBLING	P	O8	12/06/1996	30	1	60

¹ The attorney general or designee authorized the filing of the reported applications under provisions of 18 U.S.C. 2516.

² Type: P=Phone Wire, M=Micro-Eavesdrop, E=Electronic, NR=Not Reported.

³ Place: S=Single-Family Dwelling, A=Apartment, M=Multiple Dwelling, B=Business, R=Roving, O=Other.

Other: 6=Automobile/Van, 7=Briefcase, 8=Cellular/Mobile Phone, 9=Cemetery, 10=Closed Circuit TV, 11=Container, 12=Digital Display Pager, 13=Facsimile, 14=Garage/Parking Lot, 15=Hospital, 16=Hotel Room/Motel Room, 17=Jail, 18=Mobile Home/Trailer, 19=Package/Cargo, 20=Pay Phone, 21=Pen Register, 22=Prison, 23=Social Club, 24=Storage, 25=Telefax, 26=Courthouse, 27=Street, 28=Computer, 29=School.

**REPORT BY PROSECUTORS OF COURT-AUTHORIZED INTERCEPTS OF WIRE, ORAL, OR ELECTRONIC COMMUNICATIONS
PURSUANT TO 18 U.S.C. 2519**

A.O. Number	Number of Days in Operation ⁴	Average Intercepts per Day	Number of			Costs		Number of					
			Persons Intercepted	Intercepts	Incriminating Intercepts	Total Cost in \$	Other Than Manpower in \$	Arrests	Trials	Motions to Suppress Intercepts ⁵			Persons Convicted
										G	D	P	
MARYLAND (CONTINUED)													
275	21	23	56	485	38	35,637	350	-	-	-	-	-	-
276	13	-	-	-	-	31,515	300	RELATED TO NO. 272					-
MASSACHUSETTS													
277**	-	-	-	-	-	4,940	1,000	-	-	-	-	-	-
278**	30	70	140	2,090	415	171,663	15,395	13	-	-	-	-	-
279	30	91	132	2,742	282	RELATED TO NO. 278**							-
MICHIGAN, EASTERN													
280	60	45	1	2,700	-	1,807	-	-	-	-	-	-	-
281	24	104	30	2,500	250	13,796	1,122	RELATED TO NO. 284					-
282	60	94	110	5,660	343	33,185	1,500	10	-	-	-	-	-
283	72	32	60	2,274	679	41,014	1,700	-	-	-	-	-	-
284	29	10	29	290	116	14,848	1,050	1	-	-	-	-	-
285	30	2	14	62	13	11,010	1,105	-	-	-	-	-	-
286	48	104	281	4,974	577	25,973	433	13	-	-	-	-	-
287	90	21	45	1,919	306	49,445	1,500	-	-	-	-	-	-
288	60	34	55	2,027	223	33,354	1,300	-	-	-	-	-	-
289	30	229	1,300	6,861	245	167,000	5,000	-	-	-	-	-	-
MICHIGAN, WESTERN													
290	71	41	493	2,909	154	106,669	84,436	7	-	-	-	-	-
291	23	3	14	69	4	25,150	970	-	-	-	-	-	-
292	59	31	97	1,827	226	74,605	1,519	-	-	-	-	-	-
MINNESOTA													
293	30	18	65	548	186	63,909	3,500	-	-	-	-	-	-
294	90	80	100	7,200	1,000	187,688	5,200	-	-	-	-	-	-
295	30	33	35	1,000	375	78,496	2,000	-	-	-	-	-	-
MISSISSIPPI, SOUTHERN													
296	15	319	298	4,792	3,429	91,131	15,000	-	-	-	-	-	-
MISSOURI, EASTERN													
297	180	49	38	8,756	5,153	278,525	15,981	-	-	-	-	-	-
298	57	3	23	153	84	RELATED TO NO. 297							-

⁴NI in this column indicates Never Installed. I in this column indicates Installed But Never Used.

⁵Motions: G=Granted, D=Denied, P=Pending.

* This wiretap was terminated during 1994 or 1995, but was not reported at that time because it was part of an ongoing investigation.

**This wiretap was terminated during 1996, but was not reported at that time because it was part of an ongoing investigation.

TABLE A-1
UNITED STATES DISTRICT COURTS

REPORT BY JUDGES OF COURT-AUTHORIZED INTERCEPTS OF WIRE, ORAL, OR ELECTRONIC COMMUNICATIONS
PURSUANT TO 18 U.S.C. 2519

A.O. Number	Authorizing Official		Offense Specified	Intercept		Date of Application	Authorized Length		
	Judge	Attorney General ¹		Type ²	Place ³		Original Order (Days)	Number of Extensions	Total Length (Days)
MISSOURI, EASTERN (CONTINUED)									
299	LIMBAUGH	WARREN	GAMBLING	P	S	01/24/1997	30	2	90
300	PERRY	WARREN	RACKETEERING	P	A	03/17/1997	30	-	30
301	WEBBER	KEENEY	NARCOTICS	P	B	04/02/1997	30	-	30
302	WEBBER	DIGREGORY	NARCOTICS	P	O8	04/15/1997	30	1	60
303	JACKSON	KEENEY	NARCOTICS	P	SO8	05/05/1997	30	1	60
304	JACKSON	DIGREGORY	GAMBLING	PM	B	05/08/1997	30	1	60
MISSOURI, WESTERN									
305	WHIPPLE	WARREN	NARCOTICS	P	S	03/13/1997	30	2	90
306	BARTLETT	WARREN	NARCOTICS	P	SO8	11/10/1997	30	-	30
NEBRASKA									
307	CAMBRIDGE	WARREN	NARCOTICS	P	AO8	05/20/1997	30	-	30
NEVADA									
308**	PRO	DIGREGORY	RACKETEERING	P	O8	07/25/1996	30	4	150
309	PRO	WARREN	ROBBERY	M	A	11/21/1996	30	3	120
310	GEORGE	WARREN	RACKETEERING	PM	B	01/18/1997	30	-	30
NEW JERSEY									
311	POLITAN	BLANEY	RACKETEERING	E	O12	08/16/1996	30	5	180
312	LECHNER	WARREN	\$LAUNDERING	E	O13	02/18/1997	30	3	120
313	LECHNER	DIGREGORY	\$LAUNDERING	E	O13	03/21/1997	30	2	90
314	IRENAS	WARREN	NARCOTICS	M	B	04/22/1997	30	2	90
315	WOLIN	WARREN	NARCOTICS	P	S	06/02/1997	30	5	180
316	POLITAN	WARREN	NARCOTICS	PE	SO12	06/10/1997	30	-	30
317	WOLIN	WARREN	NARCOTICS	P	S	06/13/1997	30	5	180
318	IRENAS	WARREN	NARCOTICS	P	B	06/27/1997	30	-	30
319	WALLS	KEENEY	EXTORTION	P	SO8	09/15/1997	30	1	60
320	LIFLAND	WARREN	RACKETEERING	P	SB	11/03/1997	30	-	30
321	SIMANDLE	WARREN	RACKETEERING	M	B	11/20/1997	30	-	30
NEW MEXICO									
322	CONWAY	KELLY	NARCOTICS	E	O12	01/03/1997	30	-	30
323	CONWAY	WARREN	NARCOTICS	P	S	02/21/1997	30	-	30

¹ The attorney general or designee authorized the filing of the reported applications under provisions of 18 U.S.C. 2516.

² Type: P=Phone Wire, M=Micro-Eavesdrop, E=Electronic, NR=Not Reported.

³ Place: S=Single-Family Dwelling, A=Apartment, M=Multiple Dwelling, B=Business, R=Roving, O=Other.

Other: 6=Automobile/Van, 7=Briefcase, 8=Cellular/Mobile Phone, 9=Cemetery, 10=Closed Circuit TV, 11=Container, 12=Digital Display Pager, 13=Facsimile, 14=Garage/Parking Lot, 15=Hospital, 16=Hotel Room/Motel Room, 17=Jail, 18=Mobile Home/Trailer, 19=Package/Cargo, 20=Pay Phone, 21=Pen Register, 22=Prison, 23=Social Club, 24=Storage, 25=Telefax, 26=Courthouse, 27=Street, 28=Computer, 29=School.

**REPORT BY PROSECUTORS OF COURT-AUTHORIZED INTERCEPTS OF WIRE, ORAL, OR ELECTRONIC COMMUNICATIONS
PURSUANT TO 18 U.S.C. 2519**

A.O. Number	Number of Days in Operation ⁴	Average Intercepts per Day	Number of			Costs		Number of					
			Persons Intercepted	Intercepts	Incriminating Intercepts	Total Cost in \$	Other Than Manpower in \$	Arrests	Trials	Motions to Suppress Intercepts ⁵			Persons Convicted
										G	D	P	
MISSOURI, EASTERN (CONTINUED)													
299	86	16	22	1,333	438	RELATED TO NO. 297							
300	6	133	111	799	194	35,150	2,750	-	-	-	-	-	-
301	19	158	315	2,994	1,040	RELATED TO NO. 300							
302	54	15	21	834	61	RELATED TO NO. 303							
303	46	137	221	6,309	882	148,660	6,100	24	-	-	-	-	-
304	60	60	203	3,576	541	68,836	9,140	-	-	-	-	-	-
MISSOURI, WESTERN													
305	84	13	146	1,112	352	40,639	2,650	-	-	-	-	-	-
306	24	34	94	808	158	16,946	2,191	-	-	-	-	-	-
NEBRASKA													
307	27	166	11	4,484	310	46,992	3,000	9	-	-	-	-	1
NEVADA													
308**	150	16	183	2,446	292	43,724	1,800	-	-	-	-	-	-
309	99	64	23	6,312	47	59,032	500	4	-	-	-	-	-
310	24	54	37	1,285	164	14,610	1,376	10	-	-	-	-	-
NEW JERSEY													
311	179	16	2	2,939	1,430	1,280	500	-	-	-	-	-	-
312	93	5	463	463	61	84,300	11,000	10	-	-	-	-	-
313	60	43	1,281	2,552	288	RELATED TO NO. 312							
314	76	73	125	5,534	97	75,238	5,732	-	-	-	-	-	-
315	161	24	25	3,868	1,088	419,628	7,500	3	-	-	-	-	-
316	23	18	15	421	12	43,244	3,500	-	-	-	-	-	-
317	153	4	25	616	333	RELATED TO NO. 315							
318	24	70	6	1,687	11	13,783	1,180	-	-	-	-	-	-
319	42	62	4	2,603	109	17,311	810	-	-	-	-	-	-
320	30	10	80	295	82	38,640	600	-	-	-	-	-	-
321	1	1	1	1	-	3,651	2	-	-	-	-	-	-
NEW MEXICO													
322	30	60	1	1,793	-	1,037	-	-	-	-	-	-	-
323	27	44	44	1,195	442	21,267	1,250	-	-	-	-	-	-

⁴NI in this column indicates Never Installed. I in this column indicates Installed But Never Used.

⁵Motions: G=Granted, D=Denied, P=Pending.

* This wiretap was terminated during 1994 or 1995, but was not reported at that time because it was part of an ongoing investigation.

**This wiretap was terminated during 1996, but was not reported at that time because it was part of an ongoing investigation.

TABLE A-1
UNITED STATES DISTRICT COURTS

REPORT BY JUDGES OF COURT-AUTHORIZED INTERCEPTS OF WIRE, ORAL, OR ELECTRONIC COMMUNICATIONS
PURSUANT TO 18 U.S.C. 2519

A.O. Number	Authorizing Official		Offense Specified	Intercept		Date of Application	Authorized Length		
	Judge	Attorney General ¹		Type ²	Place ³		Original Order (Days)	Number of Extensions	Total Length (Days)
NEW MEXICO (CONTINUED)									
324	CONWAY	BURNETT	NARCOTICS	E	O12	03/13/1997	30	-	30
325	BRATTON	WARREN	NARCOTICS	P	O8	04/14/1997	30	-	30
326	BRATTON	DIGREGORY	NARCOTICS	P	S	08/27/1997	30	1	60
327	BRATTON	WARREN	NARCOTICS	P	O8	09/17/1997	30	1	60
328	BRATTON	CREWS	NARCOTICS	E	O12	09/17/1997	30	1	60
329	HANSEN	WARREN	NARCOTICS	P	SB	10/16/1997	30	-	30
NEW YORK, NORTHERN									
330	KAHN	WARREN	GAMBLING	P	O23	03/08/1997	30	1	60
331	KAHN	WARREN	GAMBLING	P	A	03/21/1997	30	-	30
332	MCAVOY	DIGREGORY	NARCOTICS	P	S	04/10/1997	30	-	30
333	SCULLIN	WARREN	NARCOTICS	P	O8	04/22/1997	30	3	120
334	HOMER	KEENEY	NARCOTICS	P	O8	05/15/1997	30	-	30
335	SCULLIN	WARREN	NARCOTICS	PE	SBO12	11/07/1997	30	-	30
NEW YORK, EASTERN									
336	ROSS	WALSH	NARCOTICS	E	O12	10/24/1996	30	7	240
337	KORMAN	HENNESSY	EXTORTION	E	O12	11/06/1996	30	1	60
338	GLEESON	DIGREGORY	FRAUD	PE	SO13	01/02/1997	30	-	30
339	WEINSTEIN	WALSH	NARCOTICS	E	O12	01/07/1997	30	1	60
340	DEARIE	WARREN	NARCOTICS	P	S	01/31/1997	30	4	150
341	ROSS	WALSH	NARCOTICS	E	O12	02/13/1997	30	2	90
342	AMON	DIGREGORY	NARCOTICS	P	AO8	02/27/1997	30	-	30
343	AMON	DIGREGORY	NARCOTICS	P	O8	03/13/1997	30	-	30
344	DEARIE	WARREN	NARCOTICS	P	SB	03/19/1997	30	1	60
345	JOHNSON	FRIEDBERG	NARCOTICS	E	O12	03/19/1997	30	-	30
346	AMON	DIGREGORY	NARCOTICS	P	R	03/21/1997	30	4	150
347	GRIESA	WARREN	NARCOTICS	P	S	03/28/1997	30	3	120
348	SEYBERT	BROWN	RACKETEERING	E	O12	04/02/1997	30	-	30
349	LEISURE	KEENEY	NARCOTICS	P	O8	04/08/1997	30	3	120
350	AMON	DIGREGORY	NARCOTICS	P	O18	04/10/1997	30	3	120
351	SEYBERT	WARREN	RACKETEERING	M	B	04/15/1997	30	1	60

¹ The attorney general or designee authorized the filing of the reported applications under provisions of 18 U.S.C. 2516.

² Type: P=Phone Wire, M=Micro-Eavesdrop, E=Electronic, NR=Not Reported.

³ Place: S=Single-Family Dwelling, A=Apartment, M=Multiple Dwelling, B=Business, R=Roving, O=Other.

Other: 6=Automobile/Van, 7=Briefcase, 8=Cellular/Mobile Phone, 9=Cemetery, 10=Closed Circuit TV, 11=Container, 12=Digital Display Pager, 13=Facsimile, 14=Garage/Parking Lot, 15=Hospital, 16=Hotel Room/Motel Room, 17=Jail, 18=Mobile Home/Trailer, 19=Package/Cargo, 20=Pay Phone, 21=Pen Register, 22=Prison, 23=Social Club, 24=Storage, 25=Telefax, 26=Courthouse, 27=Street, 28=Computer, 29=School.

**REPORT BY PROSECUTORS OF COURT-AUTHORIZED INTERCEPTS OF WIRE, ORAL, OR ELECTRONIC COMMUNICATIONS
PURSUANT TO 18 U.S.C. 2519**

A.O. Number	Number of Days in Operation ⁴	Average Intercepts per Day	Number of			Costs		Number of					
			Persons Intercepted	Intercepts	Incriminating Intercepts	Total Cost in \$	Other Than Manpower in \$	Arrests	Trials	Motions to Suppress Intercepts ⁵			Persons Convicted
										G	D	P	
NEW MEXICO (CONTINUED)													
324	29	1	1	43	-	1,022	-	-	-	-	-	-	
325	14	7	12	100	12	41,937	11,697	-	-	-	-	-	
326	51	150	258	7,652	881	78,850	1,250	8	-	-	-	-	
327	37	23	27	847	226	37,476	5,000	15	-	-	-	-	
328	54	16	85	857	48	5,513	-	-	-	-	-	-	
329	30	104	63	3,113	94	141,848	1,400	-	-	-	-	-	
NEW YORK, NORTHERN													
330	60	44	199	2,625	484	108,626	1,500	-	-	-	-	-	
331	13	64	48	832	310	34,999	1,500	-	-	-	-	-	
332	30	408	82	12,247	1,959	53,840	2,000	78	-	-	-	-	
333	120	29	120	3,459	275	55,272	2,000	36	-	-	-	23	
334	19	57	40	1,076	139	8,708	500	RELATED TO NO. 333					
335	30	207	100	6,200	500	122,887	2,000	19	-	-	-	-	
NEW YORK, EASTERN													
336	224	2	1	442	-	11,514	90	-	-	-	-	-	
337	59	17	202	978	280	24,072	-	-	-	-	-	-	
338	30	27	28	810	10	57,587	6,242	1	-	-	-	-	
339	54	1	1	46	-	2,782	17	-	-	-	-	-	
340	149	42	80	6,218	175	150,989	6,842	-	-	-	-	-	
341	84	3	1	242	-	4,395	30	-	-	-	-	-	
342	26	26	5	664	116	32,438	719	RELATED TO NO. 346					
343	25	2	2	50	8	31,719	362	RELATED TO NO. 346					
344	54	89	224	4,806	32	77,379	12,533	-	-	-	-	-	
345	NI	-	-	-	-	-	-	-	-	-	-	-	
346	141	18	9	2,604	299	161,719	1,232	12	-	-	-	-	
347	83	48	55	3,984	750	RELATED TO NO. 349							
348	30	1	1	35	-	36,012	70	-	-	-	-	-	
349	99	20	33	1,980	495	541,386	9,000	8	-	-	-	2	
350	104	11	12	1,120	133	118,248	4,313	RELATED TO NO. 346					
351	60	-	2	1	1	24,462	500	-	-	-	-	-	

⁴NI in this column indicates Never Installed. I in this column indicates Installed But Never Used.

⁵Motions: G=Granted, D=Denied, P=Pending.

* This wiretap was terminated during 1994 or 1995, but was not reported at that time because it was part of an ongoing investigation.

**This wiretap was terminated during 1996, but was not reported at that time because it was part of an ongoing investigation.

TABLE A-1
UNITED STATES DISTRICT COURTS

REPORT BY JUDGES OF COURT-AUTHORIZED INTERCEPTS OF WIRE, ORAL, OR ELECTRONIC COMMUNICATIONS
PURSUANT TO 18 U.S.C. 2519

A.O. Number	Authorizing Official		Offense Specified	Intercept		Date of Application	Authorized Length		
	Judge	Attorney General ¹		Type ²	Place ³		Original Order (Days)	Number of Extensions	Total Length (Days)
NEW YORK, EASTERN (CONTINUED)									
352	GLEESON	WARREN	NARCOTICS	P	O8	04/17/1997	30	-	30
353	WOOD	WARREN	NARCOTICS	P	A	04/23/1997	30	-	30
354	JOHNSON	BANAR	NARCOTICS	E	O12	04/25/1997	30	1	60
355	JOHNSON	MOTHNER	ROBBERY	E	O12	05/02/1997	30	-	30
356	JOHNSON	WALSH	NARCOTICS	E	O12	05/06/1997	30	-	30
357	DEARIE	VINEGRAD	MURDER	E	O12	05/15/1997	30	-	30
358	WOLIN	WARREN	NARCOTICS	M	B	05/17/1997	30	-	30
359	AMON	KEENEY	NARCOTICS	P	O8	05/29/1997	30	1	60
360	RAGGI	BANAR	NARCOTICS	E	O12	06/13/1997	30	-	30
361	RAGGI	RHODE	RACKETEERING	E	O12	06/23/1997	30	5	180
362	RAGGI	BANAR	NARCOTICS	E	O12	07/03/1997	30	1	60
363	KORMAN	KEENEY	NARCOTICS	PE	SBO12	07/03/1997	30	-	30
364	AMON	WARREN	NARCOTICS	P	S	07/21/1997	30	-	30
365	KORMAN	WEINSTEIN	NARCOTICS	E	O12	08/22/1997	30	1	60
NEW YORK, SOUTHERN									
366**	KEENAN	WARREN	NARCOTICS	P	S	10/09/1996	30	-	30
367	KEENAN	WARREN	NARCOTICS	P	O8	10/24/1996	30	3	120
368**	KEENAN	WARREN	NARCOTICS	P	O8	11/01/1996	30	1	60
369	POLLACK	DIGREGORY	NARCOTICS	P	A	11/06/1996	30	3	120
370**	KEENAN	LITT	NARCOTICS	P	O8	11/07/1996	30	-	30
371	WARD	DIGREGORY	NARCOTICS	P	O8	11/08/1996	30	2	90
372	STEIN	WARREN	NARCOTICS	P	O8,O29	11/26/1996	30	4	150
373	MARTIN	KEENEY	NARCOTICS	P	R	12/16/1996	30	-	30
374	JONES	KEENEY	RACKETEERING	P	O8	12/30/1996	30	3	120
375	KEENAN	LITT	NARCOTICS	P	S	01/08/1997	30	-	30
376	POLLACK	WARREN	NARCOTICS	P	A	01/09/1997	30	-	30
377	KNAPP	ZIMMERMAN	\$LAUNDERING	E	O12	01/13/1997	30	-	30
378	LECHNER	WARREN	NARCOTICS	P	O8	02/03/1997	30	-	30
379	OWEN	WARREN	NARCOTICS	P	O20	02/10/1997	30	5	180
380	OWEN	DIGREGORY	NARCOTICS	P	A	02/12/1997	30	-	30

¹ The attorney general or designee authorized the filing of the reported applications under provisions of 18 U.S.C. 2516.

² Type: P=Phone Wire, M=Micro-Eavesdrop, E=Electronic, NR=Not Reported.

³ Place: S=Single-Family Dwelling, A=Apartment, M=Multiple Dwelling, B=Business, R=Roving, O=Other.

Other: 6=Automobile/Van, 7=Briefcase, 8=Cellular/Mobile Phone, 9=Cemetery, 10=Closed Circuit TV, 11=Container, 12=Digital Display Pager, 13=Facsimile, 14=Garage/Parking Lot, 15=Hospital, 16=Hotel Room/Motel Room, 17=Jail, 18=Mobile Home/Trailer, 19=Package/Cargo, 20=Pay Phone, 21=Pen Register, 22=Prison, 23=Social Club, 24=Storage, 25=Telefax, 26=Courthouse, 27=Street, 28=Computer, 29=School.

REPORT BY PROSECUTORS OF COURT-AUTHORIZED INTERCEPTS OF WIRE, ORAL, OR ELECTRONIC COMMUNICATIONS
PURSUANT TO 18 U.S.C. 2519

A.O. Number	Number of Days in Operation ⁴	Average Intercepts per Day	Number of			Costs		Number of					
			Persons Intercepted	Intercepts	Incriminating Intercepts	Total Cost in \$	Other Than Manpower in \$	Arrests	Trials	Motions to Suppress Intercepts ⁵			Persons Convicted
										G	D	P	
NEW YORK, EASTERN (CONTINUED)													
352	7	13	7	91	40	RELATED TO NO. 349							
353	12	40	15	480	10	RELATED TO NO. 349							
354	41	11	1	435	-	RELATED TO NO. 350			RELATED TO NO. 346				
355	27	6	1	150	-	32,355	-	-	-	-	-	-	
356	28	6	1	154	-	1,607	9	-	-	-	-	-	
357	28	7	1	197	-	33,952	-	-	-	-	-	-	
358	25	-	6	1	1	RELATED TO NO. 349							
359	51	12	28	592	131	42,551	1,808	-	-	-	-	-	
360	16	3	1	52	48	11,745	-	12	-	-	-	-	
361	173	10	1	1,736	-	9,236	49	-	-	-	-	-	
362	38	11	1	425	400	31,202	-	RELATED TO NO. 360					
363	NI	-	-	-	-	-	-	-	-	-	-	-	
364	4	2	5	6	4	3,659	-	RELATED TO NO. 360					
365	32	2	1	70	-	12,826	95	-	-	-	-	-	
NEW YORK, SOUTHERN													
366**	15	156	20	2,333	360	77,760	-	-	-	-	-	-	
367	96	46	90	4,458	833	220,320	-	-	-	-	-	-	
368**	49	139	40	6,796	917	RELATED TO NO. 367							
369	115	35	26	4,064	176	135,507	-	13	-	-	-	-	
370**	7	102	34	717	36	RELATED TO NO. 367							
371	67	74	40	4,944	903	49,044	-	27	-	-	-	-	
372	150	232	2,320	34,793	513	202,616	8,579	-	-	-	-	-	
373	25	41	11	1,018	98	10,428	500	-	-	-	-	-	
374	108	91	138	9,872	2,945	170,313	5,466	-	-	-	-	-	
375	21	77	40	1,616	252	33,696	-	-	-	-	-	-	
376	30	34	7	1,020	89	RELATED TO NO. 369							
377	30	3	1	83	12	11,939	90	-	-	-	-	-	
378	30	11	16	329	117	85,860	43,250	-	-	-	-	-	
379	161	212	101	34,059	1,464	533,612	233,313	4	-	-	-	-	
380	18	51	43	917	41	RELATED TO NO. 383							

⁴NI in this column indicates Never Installed. I in this column indicates Installed But Never Used.

⁵Motions: G=Granted, D=Denied, P=Pending.

* This wiretap was terminated during 1994 or 1995, but was not reported at that time because it was part of an ongoing investigation.

**This wiretap was terminated during 1996, but was not reported at that time because it was part of an ongoing investigation.

TABLE A-1
UNITED STATES DISTRICT COURTS

REPORT BY JUDGES OF COURT-AUTHORIZED INTERCEPTS OF WIRE, ORAL, OR ELECTRONIC COMMUNICATIONS
PURSUANT TO 18 U.S.C. 2519

A.O. Number	Authorizing Official		Offense Specified	Intercept		Date of Application	Authorized Length		
	Judge	Attorney General ¹		Type ²	Place ³		Original Order (Days)	Number of Extensions	Total Length (Days)
NEW YORK, SOUTHERN (CONTINUED)									
381	OWEN	WARREN	NARCOTICS	P	A	02/14/1997	30	2	90
382	STEIN	WARREN	NARCOTICS	P	AO8	02/21/1997	30	1	60
383	OWEN	WARREN	NARCOTICS	P	O8	02/28/1997	30	2	90
384	STANTON	WARREN	RACKETEERING	M	O29	03/07/1997	30	-	30
385	WOOD	WARREN	NARCOTICS	P	S	04/14/1997	30	-	30
386	DUFFY	DIGREGORY	RACKETEERING	P	O8	04/24/1997	30	6	210
387	BRIEANT	KEENEY	NARCOTICS	P	S	04/28/1997	30	1	60
388	STEIN	DIGREGORY	NARCOTICS	P	A	05/02/1997	30	4	150
389	BRIEANT	WARREN	ROBBERY	P	A	05/05/1997	30	-	30
390	DUFFY	RICHARD	RACKETEERING	P	O8	05/09/1997	30	2	90
391	MOTLEY	WARREN	NARCOTICS	M	B	05/14/1997	30	-	30
392	WOOD	WARREN	NARCOTICS	PE	SO8,O12	05/16/1997	30	3	120
393	DUFFY	KEENEY	RACKETEERING	P	O8	05/30/1997	30	5	180
394	CEDARBAUM	WARREN	NARCOTICS	PE	O8,O12	06/06/1997	30	-	30
395	WOOD	WARREN	NARCOTICS	PM	A	06/11/1997	30	2	90
396	KEENAN	DIGREGORY	NARCOTICS	PE	O8,O12	06/24/1997	30	-	30
397	KEENAN	WARREN	NARCOTICS	P	S	07/02/1997	30	-	30
398	WOOD	KEENEY	NARCOTICS	P	AO8	07/21/1997	30	3	120
399	COTE	KEENEY	NARCOTICS	P	A	08/04/1997	30	-	30
400	BATTS	WARREN	NARCOTICS	PE	SO12	08/05/1997	30	1	60
401	KOETL	WARREN	FRAUD	PM	B	08/08/1997	30	2	90
402	DUFFY	RICHARD	RACKETEERING	P	O8	08/14/1997	30	-	30
403	BAER	KEENEY	NARCOTICS	P	O8	08/29/1997	30	-	30
404	COTE	WARREN	NARCOTICS	P	O8	09/03/1997	30	-	30
405	CHEN	KEENEY	EXTORTION	P	A	09/18/1997	30	1	60
406	MUKASEY	KOROLOGOS	RACKETEERING	E	O12	10/15/1997	30	-	30
407	DUFFY	DIGREGORY	RACKETEERING	P	O8	10/24/1997	30	-	30
408	SWEET	KEENEY	NARCOTICS	P	O8	10/30/1997	30	-	30
409	SWEET	DIGREGORY	\$LAUNDERING	P	S	10/31/1997	30	1	60

¹ The attorney general or designee authorized the filing of the reported applications under provisions of 18 U.S.C. 2516.

² Type: P=Phone Wire, M=Micro-Eavesdrop, E=Electronic, NR=Not Reported.

³ Place: S=Single-Family Dwelling, A=Apartment, M=Multiple Dwelling, B=Business, R=Roving, O=Other.

Other: 6=Automobile/Van, 7=Briefcase, 8=Cellular/Mobile Phone, 9=Cemetery, 10=Closed Circuit TV, 11=Container, 12=Digital Display Pager, 13=Facsimile, 14=Garage/Parking Lot, 15=Hospital, 16=Hotel Room/Motel Room, 17=Jail, 18=Mobile Home/Trailer, 19=Package/Cargo, 20=Pay Phone, 21=Pen Register, 22=Prison, 23=Social Club, 24=Storage, 25=Telefax, 26=Courthouse, 27=Street, 28=Computer, 29=School.

**REPORT BY PROSECUTORS OF COURT-AUTHORIZED INTERCEPTS OF WIRE, ORAL, OR ELECTRONIC COMMUNICATIONS
PURSUANT TO 18 U.S.C. 2519**

A.O. Number	Number of Days in Operation ⁴	Average Intercepts per Day	Number of			Costs		Number of					
			Persons Intercepted	Intercepts	Incriminating Intercepts	Total Cost in \$	Other Than Manpower in \$	Arrests	Trials	Motions to Suppress Intercepts ⁵			Persons Convicted
										G	D	P	
NEW YORK, SOUTHERN (CONTINUED)													
381	66	15	22	990	250	RELATED TO NO. 349							
382	58	42	41	2,462	45	RELATED TO NO. 372							
383	90	45	132	4,090	285	126,662	12,855	12	-	-	-	-	-
384	1	36	8	36	-	20,310	15,000	-	-	-	-	-	-
385	8	5	5	40	2	17,280	-	RELATED TO NO. 392					
386	210	53	117	11,222	2,214	202,694	618	RELATED TO NO. 393					
387	47	422	38	19,840	931	152,280	-	2	-	-	-	-	-
388	145	16	21	2,336	132	28,338	4,615	-	-	-	-	-	-
389	9	61	5	551	53	12,273	1,122	8	-	-	-	-	-
390	76	5	49	358	310	60,715	-	-	-	-	-	-	-
391	30	12	13	351	21	RELATED TO NO. 387							
392	120	15	75	1,800	100	238,280	15,000	23	-	-	-	-	-
393	131	17	26	2,285	382	106,520	1,867	19	-	-	-	-	-
394	30	14	65	411	140	25,260	1,500	-	-	-	-	-	-
395	90	11	10	1,000	50	RELATED TO NO. 392							
396	I	-	-	-	-	2,376	-	-	-	-	-	-	-
397	27	32	30	874	35	82,473	1,833	3	-	-	-	-	-
398	120	3	40	350	100	RELATED TO NO. 392							
399	30	257	47	7,708	936	67,800	3,000	18	-	-	-	-	-
400	51	82	43	4,176	452	198,288	-	10	-	-	-	-	-
401	90	67	50	6,000	100	175,041	5,487	-	-	-	-	-	-
402	19	14	3	259	37	15,118	-	-	-	-	-	-	-
403	27	15	18	392	39	30,096	187	-	-	-	-	-	-
404	8	37	15	298	255	15,172	9,857	18	-	-	-	-	-
405	53	70	13	3,721	398	44,851	2,731	2	-	-	-	-	-
406	30	5	1	140	-	4,449	60	-	-	-	-	-	-
407	18	28	8	498	39	14,726	-	-	-	-	-	-	-
408	NI	-	-	-	-	-	-	-	-	-	-	-	-
409	59	25	92	1,460	108	40,139	5,551	-	-	-	-	-	-

⁴NI in this column indicates Never Installed. I in this column indicates Installed But Never Used.

⁵Motions: G=Granted, D=Denied, P=Pending.

* This wiretap was terminated during 1994 or 1995, but was not reported at that time because it was part of an ongoing investigation.

**This wiretap was terminated during 1996, but was not reported at that time because it was part of an ongoing investigation.

TABLE A-1
UNITED STATES DISTRICT COURTS

REPORT BY JUDGES OF COURT-AUTHORIZED INTERCEPTS OF WIRE, ORAL, OR ELECTRONIC COMMUNICATIONS
PURSUANT TO 18 U.S.C. 2519

A.O. Number	Authorizing Official		Offense Specified	Intercept		Date of Application	Authorized Length		
	Judge	Attorney General ¹		Type ²	Place ³		Original Order (Days)	Number of Extensions	Total Length (Days)
NEW YORK, WESTERN									
410**	SKRETNY	WARREN	NARCOTICS	P	S	09/11/1996	30	-	30
411	SKRETNY	RICHARD	NARCOTICS	P	O8	10/16/1996	30	2	90
412**	LARIMER	RICHARD	NARCOTICS	P	S	11/08/1996	30	1	60
413**	SKRETNY	LITT	NARCOTICS	P	O8	11/22/1996	30	-	30
414	SKRETNY	RICHARD	NARCOTICS	P	O8	11/27/1996	30	1	60
415	SKRETNY	DIGREGORY	NARCOTICS	P	O8	12/31/1996	30	-	30
416	SKRETNY	WARREN	NARCOTICS	P	SO8	01/22/1997	30	-	30
417	SKRETNY	WARREN	NARCOTICS	P	O8	02/21/1997	30	1	60
418	SKRETNY	DIGREGORY	NARCOTICS	P	O8	03/20/1997	30	-	30
419	LARIMER	KEENEY	RACKETEERING	P	SBO8	04/01/1997	30	2	90
420	LARIMER	KEENEY	NARCOTICS	P	O8	04/07/1997	30	2	90
421	LARIMER	WARREN	NARCOTICS	P	SO8	04/10/1997	30	2	90
422	LARIMER	WARREN	NARCOTICS	P	O8	04/10/1997	30	1	60
423	SKRETNY	MOSCATI	NARCOTICS	E	O12	05/05/1997	30	2	90
424	TELESCA	DIGREGORY	NARCOTICS	P	S	05/14/1997	30	-	30
425	SKRETNY	WARREN	NARCOTICS	P	MB	05/23/1997	30	1	60
426	LARIMER	WARREN	NARCOTICS	P	O8	05/23/1997	30	1	60
427	LARIMER	WARREN	NARCOTICS	P	O8	06/06/1997	30	-	30
428	LARIMER	WARREN	NARCOTICS	P	A	06/20/1997	30	-	30
429	ARCARA	KEENEY	NARCOTICS	P	S	07/07/1997	30	-	30
430	SKRETNY	WARREN	NARCOTICS	P	A	10/17/1997	30	-	30
NORTH CAROLINA, MIDDLE									
431	BULLOCK	KEENEY	NARCOTICS	P	O8	10/02/1997	30	2	90
432	BULLOCK	WARREN	NARCOTICS	P	O8	11/18/1997	30	-	30
433	BULLOCK	DIGREGORY	NARCOTICS	P	O18	11/19/1997	30	-	30
OHIO, NORTHERN									
434	WHITE	WARREN	NARCOTICS	P	SO8	11/27/1996	30	1	60
435	WHITE	YANNUCCI	NARCOTICS	E	O12	12/16/1996	30	1	60
436	MATIA	WARREN	NARCOTICS	P	SBO8	01/21/1997	30	2	90
437	MATIA	LONG	NARCOTICS	E	O12	02/14/1997	30	3	120

¹ The attorney general or designee authorized the filing of the reported applications under provisions of 18 U.S.C. 2516.

² Type: P=Phone Wire, M=Micro-Eavesdrop, E=Electronic, NR=Not Reported.

³ Place: S=Single-Family Dwelling, A=Apartment, M=Multiple Dwelling, B=Business, R=Roving, O=Other.

Other: 6=Automobile/Van, 7=Briefcase, 8=Cellular/Mobile Phone, 9=Cemetery, 10=Closed Circuit TV, 11=Container, 12=Digital Display Pager, 13=Facsimile, 14=Garage/Parking Lot, 15=Hospital, 16=Hotel Room/Motel Room, 17=Jail, 18=Mobile Home/Trailer, 19=Package/Cargo, 20=Pay Phone, 21=Pen Register, 22=Prison, 23=Social Club, 24=Storage, 25=Telefax, 26=Courthouse, 27=Street, 28=Computer, 29=School.

**REPORT BY PROSECUTORS OF COURT-AUTHORIZED INTERCEPTS OF WIRE, ORAL, OR ELECTRONIC COMMUNICATIONS
PURSUANT TO 18 U.S.C. 2519**

A.O. Number	Number of Days in Operation ⁴	Average Intercepts per Day	Number of			Costs		Number of					
			Persons Intercepted	Intercepts	Incriminating Intercepts	Total Cost in \$	Other Than Manpower in \$	Arrests	Trials	Motions to Suppress Intercepts ⁵			Persons Convicted
										G	D	P	
NEW YORK, WESTERN													
410**	30	25	51	761	16	78,760	1,000	8	-	-	-	-	-
411	90	21	128	1,879	137	360,600	15,000	-	-	-	-	-	-
412**	39	28	35	1,106	193	11,882	650	4	-	-	-	-	-
413**	30	4	40	105	1	RELATED TO NO. 411							
414	41	23	75	940	109	RELATED TO NO. 411							
415	28	32	105	897	43	RELATED TO NO. 411							
416	30	86	190	2,591	83	108,680	5,000	-	-	-	-	-	-
417	49	24	111	1,161	25	213,860	6,500	-	-	-	-	-	-
418	12	16	23	186	4	RELATED TO NO. 417							
419	80	207	116	16,551	896	162,160	70,000	8	-	-	-	-	-
420	71	97	36	6,860	1,198	RELATED TO NO. 419							
421	83	192	101	15,947	1,686	286,515	-	-	-	-	-	-	-
422	59	50	9	2,976	81	RELATED TO NO. 419							
423	90	8	151	748	660	44,910	-	-	-	-	-	-	-
424	30	70	44	2,110	45	10,820	-	-	-	-	-	-	-
425	60	87	62	5,203	245	53,124	2,020	1	-	-	-	-	-
426	41	22	56	899	322	RELATED TO NO. 421							
427	12	19	1	232	-	8,640	-	RELATED TO NO. 419					
428	13	43	18	561	18	RELATED TO NO. 421							
429	30	61	95	1,828	79	27,869	1,805	-	-	-	-	-	-
430	28	121	92	3,382	196	15,446	1,063	-	-	-	-	-	-
NORTH CAROLINA, MIDDLE													
431	64	24	8	1,506	537	312,566	131,854	9	-	-	-	-	-
432	17	12	1	201	32	RELATED TO NO. 431							
433	16	24	12	379	52	RELATED TO NO. 431							
OHIO, NORTHERN													
434	53	31	52	1,663	389	39,978	700	17	16	-	-	-	16
435	43	39	35	1,675	1,005	1,758	-	RELATED TO NO. 434					
436	88	119	152	10,443	369	63,347	2,341	RELATED TO NO. 443					
437	109	26	826	2,804	2,102	-	-	13	-	-	13	-	-

⁴NI in this column indicates Never Installed. I in this column indicates Installed But Never Used.

⁵Motions: G=Granted, D=Denied, P=Pending.

* This wiretap was terminated during 1994 or 1995, but was not reported at that time because it was part of an ongoing investigation.

**This wiretap was terminated during 1996, but was not reported at that time because it was part of an ongoing investigation.

TABLE A-1
UNITED STATES DISTRICT COURTS

REPORT BY JUDGES OF COURT-AUTHORIZED INTERCEPTS OF WIRE, ORAL, OR ELECTRONIC COMMUNICATIONS
PURSUANT TO 18 U.S.C. 2519

A.O. Number	Authorizing Official		Offense Specified	Intercept		Date of Application	Authorized Length		
	Judge	Attorney General ¹		Type ²	Place ³		Original Order (Days)	Number of Extensions	Total Length (Days)
OHIO, NORTHERN (CONTINUED)									
438	MATIA	WARREN	NARCOTICS	P	O8	02/20/1997	30	-	30
439	GAUGHAN	DIGREGORY	NARCOTICS	P	S	03/27/1997	30	1	60
440	GAUGHAN	SERRANO	NARCOTICS	E	O12	03/27/1997	30	-	30
441	GAUGHAN	LITT	FRAUD	PE	AO28	03/31/1997	30	1	60
442	GAUGHAN	DIGREGORY	NARCOTICS	P	O8	04/15/1997	30	1	60
443	MATIA	WARREN	NARCOTICS	P	SO8	04/25/1997	30	1	60
444	GAUGHAN	SERRANO	NARCOTICS	E	O12	04/25/1997	30	-	30
445	GAUGHAN	WARREN	NARCOTICS	P	O8	05/02/1997	30	-	30
446	BELL	WARREN	NARCOTICS	P	S	06/06/1997	30	1	60
447	BELL	WARREN	NARCOTICS	PE	SO8,O12	07/03/1997	30	-	30
448	DOWD	WARREN	NARCOTICS	P	SO8	07/24/1997	30	-	30
449	ECONOMUS	KEENEY	NARCOTICS	P	SO8	11/06/1997	30	1	60
450	ECONOMUS	LONG	NARCOTICS	E	O12	11/06/1997	30	1	60
OHIO, SOUTHERN									
451	RICE	WARREN	GAMBLING	E	O12	11/18/1996	30	1	60
452	GRAHAM	WARREN	GAMBLING	P	S	03/19/1997	30	-	30
453	GRAHAM	SPARTIS	NARCOTICS	E	O12	03/24/1997	30	-	30
454	GRAHAM	WARREN	NARCOTICS	P	SABO8	06/03/1997	30	2	90
455	GRAHAM	JONES	NARCOTICS	E	O12	07/23/1997	30	1	60
456	WEBER	KEENEY	NARCOTICS	P	S	07/25/1997	30	1	60
OKLAHOMA, WESTERN									
457	ALLEY	WARREN	NARCOTICS	P	S	01/31/1997	30	-	30
458	ALLEY	WARREN	NARCOTICS	P	SO8	02/20/1997	30	-	30
459	MILES-LAGRANGE	RICHARD	NARCOTICS	P	S	07/14/1997	30	-	30
PENNSYLVANIA, EASTERN									
460*	SHAPIRO	KEENEY	FRAUD	P	S	11/28/1994	30	-	30
461	KELLY	DIGREGORY	RACKETEERING	P	A	01/10/1997	30	-	30
462	KELLY	DIGREGORY	RACKETEERING	P	S	01/10/1997	30	-	30
463	REED	DIGREGORY	RACKETEERING	M	B	03/14/1997	30	-	30
464	GAWTHROP	WARREN	NARCOTICS	P	S	04/08/1997	30	-	30

¹ The attorney general or designee authorized the filing of the reported applications under provisions of 18 U.S.C. 2516.

² Type: P=Phone Wire, M=Micro-Eavesdrop, E=Electronic, NR=Not Reported.

³ Place: S=Single-Family Dwelling, A=Apartment, M=Multiple Dwelling, B=Business, R=Roving, O=Other.

Other: 6=Automobile/Van, 7=Briefcase, 8=Cellular/Mobile Phone, 9=Cemetery, 10=Closed Circuit TV, 11=Container, 12=Digital Display Pager, 13=Facsimile, 14=Garage/Parking Lot, 15=Hospital, 16=Hotel Room/Motel Room, 17=Jail, 18=Mobile Home/Trailer, 19=Package/Cargo, 20=Pay Phone, 21=Pen Register, 22=Prison, 23=Social Club, 24=Storage, 25=Telefax, 26=Courthouse, 27=Street, 28=Computer, 29=School.

**REPORT BY PROSECUTORS OF COURT-AUTHORIZED INTERCEPTS OF WIRE, ORAL, OR ELECTRONIC COMMUNICATIONS
PURSUANT TO 18 U.S.C. 2519**

A.O. Number	Number of Days in Operation ⁴	Average Intercepts per Day	Number of			Costs		Number of					
			Persons Intercepted	Intercepts	Incriminating Intercepts	Total Cost in \$	Other Than Manpower in \$	Arrests	Trials	Motions to Suppress Intercepts ⁵			Persons Convicted
										G	D	P	
OHIO, NORTHERN (CONTINUED)													
438	5	3	1	15	3	2,497	60	RELATED TO NO. 443					
439	60	54	46	3,212	469	54,105	950	-	-	-	-	-	
440	30	12	70	351	175	727	-	-	-	-	-	-	
441	56	3	90	162	22	362,786	46,783	-	-	-	-	-	
442	40	37	26	1,492	137	36,032	650	-	-	-	-	-	
443	40	94	58	3,753	533	31,327	770	14	-	-	-	-	
444	30	15	90	460	230	727	-	-	-	-	-	-	
445	18	19	12	335	59	16,225	250	-	-	-	-	-	
446	42	116	112	4,887	917	42,277	831	14	-	-	-	-	
447	14	32	17	446	93	9,162	1,106	RELATED TO NO. 446					
448	28	61	146	1,702	640	47,445	841	18	-	-	-	-	
449	38	79	57	2,985	249	36,225	903	RELATED TO NO. 450					
450	38	17	72	631	112	740	-	3	-	-	-	-	
OHIO, SOUTHERN													
451	60	10	24	606	107	17,209	500	-	-	-	-	-	
452	8	89	66	711	701	102,705	7,450	-	-	-	-	-	
453	30	26	81	790	-	10,783	-	-	-	-	-	-	
454	81	151	305	12,260	357	175,034	2,535	15	-	-	-	-	
455	31	4	13	118	56	14,552	-	RELATED TO NO. 454					
456	59	63	24	3,702	211	105,561	1,224	-	-	-	-	-	
OKLAHOMA, WESTERN													
457	26	33	124	864	105	39,277	253	-	-	-	-	-	
458	26	26	158	688	170	77,770	1,050	10	-	-	-	-	
459	20	56	26	1,129	54	62,315	625	9	-	-	-	2	
PENNSYLVANIA, EASTERN													
460*	24	127	98	3,057	559	80,560	7,000	6	1	-	-	6	
461	13	65	18	848	841	11,554	2,055	-	-	-	-	-	
462	12	19	7	228	97	6,502	1,022	-	-	-	-	-	
463	1	-	-	-	-	806	120	-	-	-	-	-	
464	1	-	-	-	-	-	-	-	-	-	-	-	

⁴NI in this column indicates Never Installed. I in this column indicates Installed But Never Used.

⁵Motions: G=Granted, D=Denied, P=Pending.

* This wiretap was terminated during 1994 or 1995, but was not reported at that time because it was part of an ongoing investigation.

**This wiretap was terminated during 1996, but was not reported at that time because it was part of an ongoing investigation.

TABLE A-1
UNITED STATES DISTRICT COURTS

REPORT BY JUDGES OF COURT-AUTHORIZED INTERCEPTS OF WIRE, ORAL, OR ELECTRONIC COMMUNICATIONS
PURSUANT TO 18 U.S.C. 2519

A.O. Number	Authorizing Official		Offense Specified	Intercept		Date of Application	Authorized Length		
	Judge	Attorney General ¹		Type ²	Place ³		Original Order (Days)	Number of Extensions	Total Length (Days)
PENNSYLVANIA, EASTERN (CONTINUED)									
465	BARTLE	STARK	OTHER	E	O12	10/06/1997	30	-	30
466	YOHN	WARREN	NARCOTICS	P	A	10/09/1997	30	1	60
PENNSYLVANIA, WESTERN									
467	ZIEGLER	WARREN	NARCOTICS	P	O8	11/21/1996	30	2	90
468	ZIEGLER	KEENEY	NARCOTICS	P	B	01/23/1997	30	-	30
PUERTO RICO									
469**	LAFFITTE	DIGREGORY	NARCOTICS	PE	O8,O12	11/04/1996	30	-	30
470	CASELLAS	DIGREGORY	NARCOTICS	P	O8	11/08/1996	30	1	60
471	CASELLAS	DIGREGORY	NARCOTICS	P	BO8	12/10/1996	30	2	90
472**	GIMENEZ	RICHARD	EXTORTION	P	SB	12/13/1996	30	-	30
473	FUSTE	KEENEY	NARCOTICS	E	O12	12/27/1996	30	2	90
474	GIMENEZ	DIGREGORY	NARCOTICS	P	O8	01/09/1997	30	-	30
475	GIMENEZ	WARREN	KIDNAPPING	P	S	01/31/1997	30	-	30
476	GIMENEZ	RICHARD	NARCOTICS	P	SO8	04/03/1997	30	1	60
477	GIMENEZ	FAERBER	ROBBERY	E	O12	05/19/1997	30	-	30
478	FUSTE	WARREN	NARCOTICS	P	O8	06/24/1997	30	1	60
479	LAFFITTE	RICHARD	NARCOTICS	P	S	08/19/1997	30	1	60
480	GIMENEZ	WARREN	KIDNAPPING	P	O8	08/22/1997	30	-	30
481	CASELLAS	WARREN	KIDNAPPING	P	S	08/23/1997	30	-	30
482	CASELLAS	FAERBER	KIDNAPPING	E	O12	08/24/1997	30	-	30
483	CASELLAS	WARREN	KIDNAPPING	P	S	08/24/1997	30	-	30
484	FUSTE	WARREN	NARCOTICS	P	O8	09/03/1997	30	1	60
485	GIMENEZ	KEENEY	NARCOTICS	P	O8	09/10/1997	30	-	30
RHODE ISLAND									
486**	LAGUEUX	DIGREGORY	RACKETEERING	M	B	11/22/1996	30	-	30
TENNESSEE, EASTERN									
487	JORDAN	AUBRY	EXTORTION	E	O12	03/14/1997	30	-	30
TENNESSEE, WESTERN									
488	MCCALLA	WARREN	NARCOTICS	P	O8	10/10/1997	30	1	60
489	MCCALLA	KEENEY	NARCOTICS	P	O8	10/17/1997	30	-	30

¹ The attorney general or designee authorized the filing of the reported applications under provisions of 18 U.S.C. 2516.

² Type: P=Phone Wire, M=Micro-Eavesdrop, E=Electronic, NR=Not Reported.

³ Place: S=Single-Family Dwelling, A=Apartment, M=Multiple Dwelling, B=Business, R=Roving, O=Other.

Other: 6=Automobile/Van, 7=Briefcase, 8=Cellular/Mobile Phone, 9=Cemetery, 10=Closed Circuit TV, 11=Container, 12=Digital Display Pager, 13=Facsimile, 14=Garage/Parking Lot, 15=Hospital, 16=Hotel Room/Motel Room, 17=Jail, 18=Mobile Home/Trailer, 19=Package/Cargo, 20=Pay Phone, 21=Pen Register, 22=Prison, 23=Social Club, 24=Storage, 25=Telefax, 26=Courthouse, 27=Street, 28=Computer, 29=School.

REPORT BY PROSECUTORS OF COURT-AUTHORIZED INTERCEPTS OF WIRE, ORAL, OR ELECTRONIC COMMUNICATIONS
PURSUANT TO 18 U.S.C. 2519

A.O. Number	Number of Days in Operation ⁴	Average Intercepts per Day	Number of			Costs		Number of					
			Persons Intercepted	Intercepts	Incriminating Intercepts	Total Cost in \$	Other Than Manpower in \$	Arrests	Trials	Motions to Suppress Intercepts ⁵			Persons Convicted
										G	D	P	
PENNSYLVANIA, EASTERN (CONTINUED)													
465	30	2	30	52	7	10,930	-	-	-	-	-	-	
466	60	12	19	721	75	24,503	230	-	-	-	-	-	
PENNSYLVANIA, WESTERN													
467	89	31	84	2,757	189	369,360	-	-	-	-	-	-	
468	30	31	156	936	7	31,457	697	-	-	-	-	-	
PUERTO RICO													
469**	16	38	4	613	126	36,800	-	4	-	-	-	-	
470	60	13	100	800	200	-	-	-	-	-	-	-	
471	90	58	325	5,200	1,600	-	-	-	-	-	-	-	
472**	5	105	48	523	57	12,448	1,300	4	-	-	-	-	
473	89	16	1	1,451	152	8,322	300	-	-	-	-	-	
474	30	-	-	-	-	-	-	-	-	-	-	-	
475	4	105	31	420	15	6,262	1,100	5	-	-	-	-	
476	50	103	60	5,131	724	76,244	4,300	-	-	-	-	-	
477	3	7	1	20	7	394	-	4	-	-	-	-	
478	56	35	86	1,969	376	60,274	3,900	-	-	-	-	-	
479	60	44	150	2,647	300	48,200	5,000	17	-	-	-	-	
480	4	47	46	188	19	32,772	3,000	7	-	-	-	-	
481	2	4	3	7	1	RELATED TO NO. 480							
482	NI	-	-	-	-	-	-	-	-	-	-	-	
483	2	2	1	4	-	RELATED TO NO. 480							
484	60	27	31	1,646	85	187,320	44,760	2	-	-	-	-	
485	30	52	6	1,558	342	41,839	2,800	7	-	-	-	-	
RHODE ISLAND													
486**	29	30	48	861	82	48,585	4,457	-	-	-	-	-	
TENNESSEE, EASTERN													
487	15	2	1	23	-	5,843	-	-	-	-	-	-	
TENNESSEE, WESTERN													
488	36	12	65	432	68	28,300	1,300	4	-	-	-	-	
489	30	21	65	616	117	RELATED TO NO. 488							

⁴NI in this column indicates Never Installed. I in this column indicates Installed But Never Used.

⁵Motions: G=Granted, D=Denied, P=Pending.

* This wiretap was terminated during 1994 or 1995, but was not reported at that time because it was part of an ongoing investigation.

**This wiretap was terminated during 1996, but was not reported at that time because it was part of an ongoing investigation.

TABLE A-1
UNITED STATES DISTRICT COURTS

REPORT BY JUDGES OF COURT-AUTHORIZED INTERCEPTS OF WIRE, ORAL, OR ELECTRONIC COMMUNICATIONS
PURSUANT TO 18 U.S.C. 2519

A.O. Number	Authorizing Official		Offense Specified	Intercept		Date of Application	Authorized Length		
	Judge	Attorney General ¹		Type ²	Place ³		Original Order (Days)	Number of Extensions	Total Length (Days)
TEXAS, NORTHERN									
490**	MCBRYDE	HARRIS	NARCOTICS	E	O12	04/09/1996	30	-	30
491	SANDERS	WARREN	NARCOTICS	P	SO8	03/06/1997	30	2	90
492	SANDERS	KEENEY	NARCOTICS	P	O8	04/07/1997	30	1	60
493	MCBRYDE	WARREN	BOMBING	ME	O12,O18	04/15/1997	30	-	30
494	MCBRYDE	HARRIS	NARCOTICS	E	O12	04/15/1997	30	1	60
495	SANDERS	DIGREGORY	NARCOTICS	P	S	04/25/1997	30	-	30
496	SANDERS	WARREN	NARCOTICS	P	O8	04/30/1997	30	6	210
497	MALONEY	WARREN	NARCOTICS	P	O8	05/16/1997	30	6	210
498	KENDALL	WARREN	NARCOTICS	P	S	05/30/1997	30	1	60
499	KENDALL	DIGREGORY	NARCOTICS	P	O8	06/19/1997	30	5	180
500	MALONEY	WARREN	NARCOTICS	P	O8	07/16/1997	30	-	30
501	MALONEY	WARREN	NARCOTICS	P	O8	08/01/1997	30	4	150
502	FISH	JONES	NARCOTICS	E	O12	09/22/1997	30	-	30
503	FITZWATER	DIGREGORY	NARCOTICS	P	O8	11/21/1997	30	-	30
TEXAS, EASTERN									
504	SHELL	WARREN	FRAUD	PE	BO13	06/23/1997	30	1	60
TEXAS, SOUTHERN									
505**	LAKE	WARREN	NARCOTICS	P	A	10/04/1996	30	1	60
506**	LAKE	WARREN	NARCOTICS	P	A	10/11/1996	30	1	60
507	HARMON	WARREN	NARCOTICS	P	S	11/06/1996	30	3	120
508	KAZEN	MORENO	NARCOTICS	E	O12	11/13/1996	30	2	90
509	KURAK	HIPPARD	NARCOTICS	E	O12	11/13/1996	30	1	60
510	HARMON	RICHARD	NARCOTICS	PE	SO12	11/27/1996	30	2	90
511	GILMORE	WARREN	NARCOTICS	P	A	03/14/1997	30	1	60
512	GILMORE	WARREN	NARCOTICS	P	O8	03/25/1997	30	1	60
513	BLACK	WARREN	NARCOTICS	P	B	04/22/1997	30	-	30
514	BLACK	DIGREGORY	\$LAUNDERING	PE	SO13	04/22/1997	30	2	90
515	HUGHES	KEENEY	NARCOTICS	P	O8	05/02/1997	30	-	30
516	HUGHES	WARREN	NARCOTICS	P	O8	05/02/1997	30	2	90
517	HUGHES	WARREN	EXTORTION	P	B	05/08/1997	30	1	60

¹ The attorney general or designee authorized the filing of the reported applications under provisions of 18 U.S.C. 2516.

² Type: P=Phone Wire, M=Micro-Eavesdrop, E=Electronic, NR=Not Reported.

³ Place: S=Single-Family Dwelling, A=Apartment, M=Multiple Dwelling, B=Business, R=Roving, O=Other.

Other: 6=Automobile/Van, 7=Briefcase, 8=Cellular/Mobile Phone, 9=Cemetery, 10=Closed Circuit TV, 11=Container, 12=Digital Display Pager, 13=Facsimile, 14=Garage/Parking Lot, 15=Hospital, 16=Hotel Room/Motel Room, 17=Jail, 18=Mobile Home/Trailer, 19=Package/Cargo, 20=Pay Phone, 21=Pen Register, 22=Prison, 23=Social Club, 24=Storage, 25=Telefax, 26=Courthouse, 27=Street, 28=Computer, 29=School.

REPORT BY PROSECUTORS OF COURT-AUTHORIZED INTERCEPTS OF WIRE, ORAL, OR ELECTRONIC COMMUNICATIONS
PURSUANT TO 18 U.S.C. 2519

A.O. Number	Number of Days in Operation ⁴	Average Intercepts per Day	Number of			Costs		Number of					
			Persons Intercepted	Intercepts	Incriminating Intercepts	Total Cost in \$	Other Than Manpower in \$	Arrests	Trials	Motions to Suppress Intercepts ⁵			Persons Convicted
										G	D	P	
TEXAS, NORTHERN													
490**	30	36	1	1,083	-	370	-	-	-	-	-	-	
491	70	104	4,753	7,281	602	442,548	20,000	37	-	-	-	30	
492	34	33	378	1,115	360	RELATED TO NO. 491							
493	8	45	70	361	47	42,092	2,000	5	-	-	-	4	
494	60	19	112	1,120	-	29,631	25	-	-	-	-	-	
495	30	112	5,553	3,353	273	RELATED TO NO. 498							
496	197	13	62	2,508	950	669,000	153,000	17	-	-	-	-	
497	197	17	37	3,383	1,140	RELATED TO NO. 496							
498	60	110	10,722	6,571	125	256,514	32,500	18	-	-	-	-	
499	165	12	38	2,040	726	RELATED TO NO. 496							
500	8	52	21	417	178	RELATED TO NO. 496							
501	125	21	40	2,621	581	RELATED TO NO. 496							
502	29	2	1	46	-	1,852	25	-	-	-	-	-	
503	29	13	571	386	68	103,960	1,000	-	-	-	-	-	
TEXAS, EASTERN													
504	60	226	88	13,582	48	183,858	5,969	-	-	-	-	-	
TEXAS, SOUTHERN													
505**	57	4	30	225	185	140,240	2,000	8	-	-	-	8	
506**	60	12	13	690	302	33,814	-	RELATED TO NO. 505**					
507	120	87	100	10,461	500	100,000	-	-	-	-	-	-	
508	90	3	1	241	-	30,420	-	-	-	-	-	-	
509	41	25	2,032	1,016	1	625	625	13	-	-	-	2	
510	90	95	251	8,517	195	105,000	-	-	-	-	-	-	
511	60	73	6	4,394	294	48,194	500	-	-	-	-	-	
512	58	103	196	5,957	264	223,753	1,861	9	1	-	-	1	
513	20	51	166	1,023	14	23,831	1,431	5	-	-	-	-	
514	88	23	150	2,003	347	57,372	3,094	-	-	-	-	-	
515	20	14	59	287	46	RELATED TO NO. 512							
516	67	20	613	1,316	220	322,855	5,335	3	-	-	-	-	
517	60	70	202	4,187	292	172,038	12,000	-	-	-	-	-	

⁴NI in this column indicates Never Installed. I in this column indicates Installed But Never Used.

⁵Motions: G=Granted, D=Denied, P=Pending.

* This wiretap was terminated during 1994 or 1995, but was not reported at that time because it was part of an ongoing investigation.

**This wiretap was terminated during 1996, but was not reported at that time because it was part of an ongoing investigation.

TABLE A-1
UNITED STATES DISTRICT COURTS

REPORT BY JUDGES OF COURT-AUTHORIZED INTERCEPTS OF WIRE, ORAL, OR ELECTRONIC COMMUNICATIONS
PURSUANT TO 18 U.S.C. 2519

A.O. Number	Authorizing Official		Offense Specified	Intercept		Date of Application	Authorized Length		
	Judge	Attorney General ¹		Type ²	Place ³		Original Order (Days)	Number of Extensions	Total Length (Days)
TEXAS, SOUTHERN (CONTINUED)									
518	HUGHES	KEENEY	NARCOTICS	P	O8	05/08/1997	30	1	60
519	HITTNER	KEENEY	NARCOTICS	P	O8	06/02/1997	30	-	30
520	HUGHES	PEREZ	NARCOTICS	E	O12	06/05/1997	30	1	60
521	HUGHES	PEREZ	NARCOTICS	E	O12	06/05/1997	30	2	90
522	KAZEN	WARREN	NARCOTICS	P	S	06/18/1997	30	1	60
523	HITTNER	WARREN	EXTORTION	P	S	06/20/1997	30	2	90
524	HUGHES	DIGREGORY	NARCOTICS	P	S	06/30/1997	30	1	60
525	HOYT	DIGREGORY	NARCOTICS	P	S	07/11/1997	30	-	30
526	HOYT	KEENEY	NARCOTICS	P	O8	07/11/1997	30	-	30
527	LAKE	KEENEY	NARCOTICS	P	O8	08/29/1997	30	-	30
528	HARMON	KEENEY	NARCOTICS	P	O8	09/11/1997	30	-	30
529	HARMON	WARREN	NARCOTICS	P	O8	09/19/1997	30	-	30
530	HARMON	STABE	NARCOTICS	E	O12	10/01/1997	30	-	30
531	WERLEIN	KEENEY	NARCOTICS	P	S	10/17/1997	30	1	60
532	WERLEIN	STABE	NARCOTICS	E	O12	10/17/1997	30	-	30
533	WERLEIN	WARREN	NARCOTICS	P	O8	10/30/1997	30	1	60
534	ROSENTHAL	DIGREGORY	NARCOTICS	P	O8	11/26/1997	30	-	30
TEXAS, WESTERN									
535**	BIERY	DIGREGORY	NARCOTICS	P	O8	10/28/1996	30	1	60
536	BRIONES	WARREN	NARCOTICS	PE	O8,O12	01/23/1997	30	-	30
537	PRADO	LITT	NARCOTICS	P	O8	02/20/1997	30	-	30
538	BRIONES	WARREN	NARCOTICS	P	S	03/26/1997	30	4	150
539	PRADO	WARREN	NARCOTICS	P	O8	03/31/1997	30	1	60
540	BRIONES	KEENEY	NARCOTICS	E	O12	04/03/1997	30	4	150
541	BUNTON	KEENEY	NARCOTICS	P	O8	04/11/1997	30	1	60
542	HUDSPETH	KEENEY	BRIBERY	P	S	04/25/1997	30	-	30
543	BRIONES	WARREN	NARCOTICS	P	S	04/29/1997	30	3	120
544	GARCIA	DIGREGORY	TERRORISM	P	B	05/09/1997	30	1	60
545	BUNTON	DIGREGORY	NARCOTICS	P	O8	05/15/1997	30	-	30
546	GARCIA	DIGREGORY	TERRORISM	P	O8	05/22/1997	30	-	30

¹ The attorney general or designee authorized the filing of the reported applications under provisions of 18 U.S.C. 2516.

² Type: P=Phone Wire, M=Micro-Eavesdrop, E=Electronic, NR=Not Reported.

³ Place: S=Single-Family Dwelling, A=Apartment, M=Multiple Dwelling, B=Business, R=Roving, O=Other.

Other: 6=Automobile/Van, 7=Briefcase, 8=Cellular/Mobile Phone, 9=Cemetery, 10=Closed Circuit TV, 11=Container, 12=Digital Display Pager, 13=Facsimile, 14=Garage/Parking Lot, 15=Hospital, 16=Hotel Room/Motel Room, 17=Jail, 18=Mobile Home/Trailer, 19=Package/Cargo, 20=Pay Phone, 21=Pen Register, 22=Prison, 23=Social Club, 24=Storage, 25=Telefax, 26=Courthouse, 27=Street, 28=Computer, 29=School.

REPORT BY PROSECUTORS OF COURT-AUTHORIZED INTERCEPTS OF WIRE, ORAL, OR ELECTRONIC COMMUNICATIONS
PURSUANT TO 18 U.S.C. 2519

A.O. Number	Number of Days in Operation ⁴	Average Intercepts per Day	Number of			Costs		Number of					
			Persons Intercepted	Intercepts	Incriminating Intercepts	Total Cost in \$	Other Than Manpower in \$	Arrests	Trials	Motions to Suppress Intercepts ⁵			Persons Convicted
										G	D	P	
TEXAS, SOUTHERN (CONTINUED)													
518	9	43	23	385	51	60,305	1,000	-	-	-	-	-	
519	9	-	-	-	-	29,640	3,000	-	-	-	-	-	
520	60	3	1	182	-	573	200	-	-	-	-	-	
521	78	43	1	3,359	-	4,030	300	-	-	-	-	-	
522	37	164	1	6,067	357	43,713	305	9	-	-	-	-	
523	84	35	296	2,919	165	151,602	772	-	-	-	-	-	
524	58	121	100	7,000	700	127,542	2,500	3	-	-	-	1	
525	14	29	83	401	5	RELATED TO NO. 516							
526	25	5	4	120	-	33,400	1,000	-	-	-	-	-	
527	30	26	10	773	45	19,411	-	-	-	-	-	-	
528	30	111	356	3,344	719	50,716	2,001	-	-	-	-	-	
529	8	-	-	-	-	23,120	2,000	-	-	-	-	-	
530	30	18	1	539	-	374	-	-	-	-	-	-	
531	60	75	162	4,512	303	67,489	1,700	-	-	-	-	-	
532	30	15	109	438	-	4,494	-	-	-	-	-	-	
533	60	25	80	1,512	144	29,497	850	3	-	-	-	-	
534	26	26	67	674	278	34,681	1,700	-	-	-	-	-	
TEXAS, WESTERN													
535**	40	11	59	450	59	41,500	4,500	-	-	-	-	-	
536	30	108	387	3,246	135	259,486	13,950	-	-	-	-	-	
537	29	9	51	253	16	58,877	500	-	-	-	-	-	
538	134	7	16	976	74	181,815	2,675	9	-	-	-	-	
539	42	44	121	1,860	86	51,969	300	-	-	-	-	-	
540	132	4	1	488	-	RELATED TO NO. 538							
541	59	51	302	2,991	344	553,161	105,649	-	-	-	-	-	
542	30	152	34	4,570	20	412,924	175	-	-	-	-	-	
543	106	35	74	3,703	381	RELATED TO NO. 538							
544	46	35	146	1,622	61	180,815	6,690	-	-	-	-	-	
545	30	9	151	268	38	-	-	-	-	-	-	-	
546	30	-	6	7	-	RELATED TO NO. 544							

⁴NI in this column indicates Never Installed. I in this column indicates Installed But Never Used.

⁵Motions: G=Granted, D=Denied, P=Pending.

* This wiretap was terminated during 1994 or 1995, but was not reported at that time because it was part of an ongoing investigation.

**This wiretap was terminated during 1996, but was not reported at that time because it was part of an ongoing investigation.

TABLE A-1
UNITED STATES DISTRICT COURTS

REPORT BY JUDGES OF COURT-AUTHORIZED INTERCEPTS OF WIRE, ORAL, OR ELECTRONIC COMMUNICATIONS
PURSUANT TO 18 U.S.C. 2519

A.O. Number	Authorizing Official		Offense Specified	Intercept		Date of Application	Authorized Length		
	Judge	Attorney General ¹		Type ²	Place ³		Original Order (Days)	Number of Extensions	Total Length (Days)
TEXAS, WESTERN (CONTINUED)									
547	BUNTON	RICHARD	NARCOTICS	P	O8	06/06/1997	30	-	30
548	BRIONES	WARREN	BRIBERY	P	S	06/10/1997	30	-	30
549	BRIONES	WARREN	NARCOTICS	P	S	06/20/1997	30	1	60
550	BRIONES	GARCIA	NARCOTICS	E	O12	06/27/1997	30	1	60
551	HUDSPETH	WARREN	NARCOTICS	PE	SO12	07/29/1997	30	1	60
552	SPARKS	WARREN	NARCOTICS	P	S	08/25/1997	30	2	90
553	BRIONES	WARREN	NARCOTICS	PE	SO12	10/30/1997	30	1	60
UTAH									
554	WINDER	WARREN	NARCOTICS	P	S	12/16/1996	30	-	30
555	WINDER	WARREN	NARCOTICS	P	S	01/16/1997	30	-	30
556	WINDER	WARREN	NARCOTICS	P	S	02/04/1997	30	-	30
557	BENSON	WARREN	NARCOTICS	P	A	10/27/1997	30	-	30
558	BENSON	WARREN	NARCOTICS	P	O8	11/18/1997	30	-	30
VIRGIN ISLANDS									
559**	GILES	LITT	NARCOTICS	P	B	11/01/1996	30	1	60
VIRGINIA, EASTERN									
560	MACKENZIE	DIGREGORY	NARCOTICS	P	S	11/06/1996	30	2	90
561	HILTON	RICHARD	GAMBLING	P	A	12/30/1996	30	-	30
562	ELLIS	WARREN	NARCOTICS	P	O8	01/10/1997	30	-	30
563	MACKENZIE	KEENEY	NARCOTICS	P	R	01/17/1997	30	-	30
564	SPENCER	WARREN	GAMBLING	P	B	01/24/1997	30	-	30
565	CLARKE	WARREN	NARCOTICS	P	S	01/26/1997	30	-	30
566	PAYNE	DIGREGORY	NARCOTICS	P	A	03/19/1997	30	-	30
567	MACKENZIE	KEENEY	BRIBERY	P	SB	04/02/1997	30	-	30
568	BRINKEMA	KEENEY	NARCOTICS	P	A	04/11/1997	30	-	30
WISCONSIN, WESTERN									
569	SHABAZ	DIGREGORY	NARCOTICS	P	B	07/03/1997	30	-	30

¹ The attorney general or designee authorized the filing of the reported applications under provisions of 18 U.S.C. 2516.

² Type: P=Phone Wire, M=Micro-Eavesdrop, E=Electronic, NR=Not Reported.

³ Place: S=Single-Family Dwelling, A=Apartment, M=Multiple Dwelling, B=Business, R=Roving, O=Other.

Other: 6=Automobile/Van, 7=Briefcase, 8=Cellular/Mobile Phone, 9=Cemetery, 10=Closed Circuit TV, 11=Container, 12=Digital Display Pager, 13=Facsimile, 14=Garage/Parking Lot, 15=Hospital, 16=Hotel Room/Motel Room, 17=Jail, 18=Mobile Home/Trailer, 19=Package/Cargo, 20=Pay Phone, 21=Pen Register, 22=Prison, 23=Social Club, 24=Storage, 25=Telefax, 26=Courthouse, 27=Street, 28=Computer, 29=School.

**REPORT BY PROSECUTORS OF COURT-AUTHORIZED INTERCEPTS OF WIRE, ORAL, OR ELECTRONIC COMMUNICATIONS
PURSUANT TO 18 U.S.C. 2519**

A.O. Number	Number of Days in Operation ⁴	Average Intercepts per Day	Number of			Costs		Number of					
			Persons Intercepted	Intercepts	Incriminating Intercepts	Total Cost in \$	Other Than Manpower in \$	Arrests	Trials	Motions to Suppress Intercepts ⁵			Persons Convicted
										G	D	P	
TEXAS, WESTERN (CONTINUED)													
547	21	33	38	689	20	RELATED TO NO. 541							
548	22	22	17	473	-	178,456	175	-	-	-	-	-	-
549	53	29	31	1,556	81	RELATED TO NO. 538							
550	47	13	1	594	-	RELATED TO NO. 538							
551	31	101	48	3,142	128	97,298	11,000	2	-	-	-	-	-
552	90	96	1,224	8,635	1,064	326,192	3,000	-	-	-	-	-	-
553	48	12	57	588	219	134,816	8,000	2	-	-	-	-	-
UTAH													
554	20	28	576	553	147	95,957	2,837	6	-	-	-	-	-
555	26	58	1,094	1,515	476	133,499	6,099	16	-	-	-	-	-
556	7	-	-	-	-	RELATED TO NO. 555							
557	30	17	61	507	138	156,845	805	-	-	-	-	-	-
558	25	27	64	670	157	100,291	684	-	-	-	-	-	-
VIRGIN ISLANDS													
559**	30	67	20	1,996	132	70,475	3,500	-	-	-	-	-	-
VIRGINIA, EASTERN													
560	89	31	36	2,730	565	193,134	360	33	1	-	-	-	32
561	29	58	72	1,696	664	75,236	3,960	-	-	-	-	-	-
562	12	1	12	12	5	36,000	-	1	-	-	-	-	-
563	20	16	9	317	97	23,005	60	RELATED TO NO. 560					
564	15	92	117	1,377	117	41,944	70	-	-	-	-	-	-
565	30	108	31	3,228	743	13,967	60	RELATED TO NO. 560					
566	17	60	95	1,021	143	27,059	83	1	-	-	-	-	-
567	30	14	166	421	97	61,418	131	-	-	-	-	-	-
568	I	-	-	-	-	-	-	-	-	-	-	-	-
WISCONSIN, WESTERN													
569	26	119	112	3,100	467	127,550	7,500	20	-	-	-	1	1

⁴NI in this column indicates Never Installed. I in this column indicates Installed But Never Used.

⁵Motions: G=Granted, D=Denied, P=Pending.

* This wiretap was terminated during 1994 or 1995, but was not reported at that time because it was part of an ongoing investigation.

**This wiretap was terminated during 1996, but was not reported at that time because it was part of an ongoing investigation.

TABLE A-2
 UNITED STATES DISTRICT COURTS

SUPPLEMENTARY REPORT BY PROSECUTORS FOR INTERCEPTS TERMINATED IN CALENDAR YEAR 1983
 AS OF DECEMBER 31, 1997

U.S. District Court	A.O. Report Number in 1983 Report*	Date of Application	Additional Activity During Calendar Year 1997							Persons Convicted	Offense for Which Convicted
			Cost in \$	Persons Arrested	Trials Completed	Motions to Suppress Intercepts**					
						G	D	P			
OREGON											
	187	05/18/1983	-	-	-	-	-	-	2	NARCOTICS	

*A sequence of report numbers followed by parentheses indicates reports involving the same investigation.
 **Motions: G = Granted, D = Denied, P = Pending.

SUPPLEMENTARY REPORT BY PROSECUTORS FOR INTERCEPTS TERMINATED IN CALENDAR YEAR 1989
AS OF DECEMBER 31, 1997

U.S. District Court	A.O. Report Number in 1989 Report*	Date of Application	Additional Activity During Calendar Year 1997							Persons Convicted	Offense for Which Convicted
			Cost in \$	Persons Arrested	Trials Completed	Motions to Suppress Intercepts**					
						G	D	P			
PENNSYLVANIA, EASTERN											
	243)	03/23/1989	-	-	-	-	-	-	1	NARCOTICS	
	245)	06/06/1989	-	-	-	-	-	-	-		
TEXAS, WESTERN											
	280	08/07/1988	-	-	-	-	-	-	1	NARCOTICS	

*A sequence of report numbers followed by parentheses indicates reports involving the same investigation.

**Motions: G = Granted, D = Denied, P = Pending.

TABLE A-2
 UNITED STATES DISTRICT COURTS

SUPPLEMENTARY REPORT BY PROSECUTORS FOR INTERCEPTS TERMINATED IN CALENDAR YEAR 1990
 AS OF DECEMBER 31, 1997

U.S. District Court	A.O. Report Number in 1990 Report*	Date of Application	Additional Activity During Calendar Year 1997							Persons Convicted	Offense for Which Convicted
			Cost in \$	Persons Arrested	Trials Completed	Motions to Suppress Intercepts**					
						G	D	P			
NORTH CAROLINA, EASTERN											
	266	12/13/1989	-	-	-	-	-	-	2	NARCOTICS	
OHIO, NORTHERN											
	278	11/16/1990	-	-	-	-	-	-	2	NARCOTICS	

*A sequence of report numbers followed by parentheses indicates reports involving the same investigation.
 **Motions: G = Granted, D = Denied, P = Pending.

**SUPPLEMENTARY REPORT BY PROSECUTORS FOR INTERCEPTS TERMINATED IN CALENDAR YEAR 1991
AS OF DECEMBER 31, 1997**

U.S. District Court	A.O. Report Number in 1991 Report*	Date of Application	Additional Activity During Calendar Year 1997							
			Cost in \$	Persons Arrested	Trials Completed	Motions to Suppress Intercepts**			Persons Convicted	Offense for Which Convicted
						G	D	P		
MICHIGAN, EASTERN										
	127	06/21/1991	-	23	-	-	1	-	23	NARCOTICS
	129	11/08/1991	-	7	7	-	-	-	7	GAMBLING
NEVADA										
	146)	03/15/1991	-	-	-	-	-	-	3	CONSPIRACY
	149)	04/08/1991	-	-	-	-	-	-	-	
	151)	08/30/1991	-	-	-	-	-	-	-	
	152)	11/17/1991	-	-	-	-	-	-	-	
	153)	11/22/1991	-	-	-	-	-	-	-	
NEW JERSEY										
	161)	12/21/1990	-	-	-	-	-	-	-	
PENNSYLVANIA, EASTERN										
	303)	12/21/1990	-	-	-	-	-	-	-	
	305)	01/25/1991	-	-	-	-	-	-	-	
	307)	02/05/1991	-	-	4	-	-	-	27	RACKETEERING

*A sequence of report numbers followed by parentheses indicates reports involving the same investigation.

**Motions: G = Granted, D = Denied, P = Pending.

TABLE A-2
 UNITED STATES DISTRICT COURTS

SUPPLEMENTARY REPORT BY PROSECUTORS FOR INTERCEPTS TERMINATED IN CALENDAR YEAR 1992
 AS OF DECEMBER 31, 1997

U.S. District Court	A.O. Report Number in 1992 Report*	Date of Application	Additional Activity During Calendar Year 1997							
			Cost in \$	Persons Arrested	Trials Completed	Motions to Suppress Intercepts**			Persons Convicted	Offense for Which Convicted
						G	D	P		
MICHIGAN, EASTERN										
	140	12/17/1991	-	17	-	-	5	-	-	
NEW YORK, NORTHERN										
	190	12/05/1991	-	4	-	-	-	-	-	

*A sequence of report numbers followed by parentheses indicates reports involving the same investigation.

**Motions: G = Granted, D = Denied, P = Pending.

SUPPLEMENTARY REPORT BY PROSECUTORS FOR INTERCEPTS TERMINATED IN CALENDAR YEAR 1993
AS OF DECEMBER 31, 1997

U.S. District Court	A.O. Report Number in 1993 Report*	Date of Application	Additional Activity During Calendar Year 1997							Persons Convicted	Offense for Which Convicted
			Cost in \$	Persons Arrested	Trials Completed	Motions to Suppress Intercepts**					
						G	D	P			
ARIZONA											
	9	06/21/1993	-	-	-	-	-	-	1	FRAUD	
CONNECTICUT											
	66)	11/23/1992	-	-	-	-	-	-	11	\$LAUNDERING	
	67)	01/05/1993	-	-	-	-	-	-	-		
	68)	02/17/1993	-	-	-	-	-	-	-		
	69)	04/27/1993	-	-	-	-	-	-	-		
	70)	04/27/1993	-	11	-	-	-	-	34	NARCOTICS	
	71)	05/07/1993	-	-	-	-	-	-	-		
FLORIDA, MIDDLE											
	78)	12/01/1992	-	-	-	-	-	-	-		
	79)	12/28/1992	-	-	-	-	-	-	-		
	80)	01/07/1993	-	4	-	-	-	-	4	RACKETEERING	
MICHIGAN, EASTERN											
	182)	11/25/1992	-	-	-	-	-	-	-		
	202)	07/17/1993	-	-	-	-	-	-	-		
	203)	07/26/1993	-	25	-	-	1	-	22	NARCOTICS	
	206)	08/17/1993	-	-	-	-	-	-	-		
NEW JERSEY											
	230)	09/17/1991	-	-	4	-	-	-	27	RACKETEERING	
PENNSYLVANIA, EASTERN											
	356	10/20/1992	-	48	1	-	-	-	48	NARCOTICS	
TENNESSEE, EASTERN											
	384)	10/23/1992	-	-	1	-	-	-	1	NARCOTICS	
	385)	12/10/1992	-	-	-	-	-	-	-		
TEXAS, SOUTHERN											
	417)	04/01/1993	-	-	-	-	-	-	-		

*A sequence of report numbers followed by parentheses indicates reports involving the same investigation.

**Motions: G = Granted, D = Denied, P = Pending.

TABLE A-2
UNITED STATES DISTRICT COURTS

SUPPLEMENTARY REPORT BY PROSECUTORS FOR INTERCEPTS TERMINATED IN CALENDAR YEAR 1994
AS OF DECEMBER 31, 1997

U.S. District Court	A.O. Report Number in 1994 Report*	Date of Application	Additional Activity During Calendar Year 1997							Persons Convicted	Offense for Which Convicted
			Cost in \$	Persons Arrested	Trials Completed	Motions to Suppress Intercepts**					
						G	D	P			
CONNECTICUT											
	94)	02/11/1994	-	-	-	-	-	-	17	GAMBLING	
	95)	04/07/1994	-	-	-	-	-	-	-		
	96	05/06/1994	-	-	3	-	-	-	12	NARCOTICS	
	97)	05/16/1994	-	-	-	-	-	-	-		
	98)	06/10/1994	-	-	-	-	-	-	-		
	99)	06/28/1994	-	-	-	-	-	-	-		
	100)	07/28/1994	-	-	-	-	-	-	-		
	101)	08/04/1994	-	-	-	-	-	-	-		
	102)	08/12/1994	-	-	-	-	-	-	-		
	103)	08/19/1994	-	2	2	-	-	-	7	NARCOTICS	
	104)	09/01/1994	-	-	-	-	-	-	-		
ILLINOIS, SOUTHERN											
	175	06/03/1994	-	-	1	-	-	-	7	NARCOTICS	
IOWA, NORTHERN											
	182	10/16/1993	-	2	-	-	-	-	3	NARCOTICS	
MARYLAND											
	213)	05/11/1994	-	-	-	-	-	-	4	NARCOTICS	
	216)	08/10/1994	-	-	-	-	-	-	-		
MASSACHUSETTS											
	218	08/31/1993	-	-	-	-	1	-	4	NARCOTICS	
	224	05/03/1994	-	-	1	-	-	-	1	NARCOTICS	
MICHIGAN, EASTERN											
	241	07/26/1994	-	8	7	-	-	-	7	NARCOTICS	
	247	10/27/1994	-	31	1	-	-	-	19	RACKETEERING	
	248	10/27/1994	-	11	-	-	1	-	11	NARCOTICS	
	250	11/03/1994	-	16	1	-	2	-	21	CONSPIRACY	
NEBRASKA											
	281	01/19/1994	-	-	-	-	-	-	1	NARCOTICS	
	283)	04/25/1994	-	-	1	-	-	-	11	NARCOTICS	
	284)	05/20/1994	-	-	-	-	-	-	-		

*A sequence of report numbers followed by parentheses indicates reports involving the same investigation.

**Motions: G = Granted, D = Denied, P = Pending.

**SUPPLEMENTARY REPORT BY PROSECUTORS FOR INTERCEPTS TERMINATED IN CALENDAR YEAR 1994
AS OF DECEMBER 31, 1997**

U.S. District Court	A.O. Report Number in 1994 Report*	Date of Application	Additional Activity During Calendar Year 1997							Persons Con- victed	Offense for Which Convicted
			Cost in \$	Persons Arrested	Trials Completed	Motions to Suppress Intercepts**					
						G	D	P			
NEVADA											
	290)	02/01/1994	-	-	2	-	-	-	2	RACKETEERING	
	321	05/02/1994	-	3	-	-	-	-	3	FRAUD	
	300)	06/10/1994	-	-	-	-	-	-	-		
	301)	06/28/1994	-	-	-	-	-	-	-		
	302)	07/18/1994	-	-	-	-	-	-	-		
	303	07/20/1994	-	-	-	-	-	-	7	NARCOTICS	
NEW YORK, EASTERN											
	416	05/09/1994	-	-	-	-	-	-	1	NARCOTICS	
PENNSYLVANIA, EASTERN											
	443	01/19/1994	-	-	-	-	-	-	2	NARCOTICS	
	452	09/22/1994	-	-	-	-	-	-	6	NARCOTICS	
TEXAS, NORTHERN											
	484	03/11/1994	-	-	-	-	-	-	9	NARCOTICS	
TEXAS, EASTERN											
	494)	12/13/1993	-	-	-	-	-	-	-		
	495)	01/20/1994	-	-	-	-	-	-	2	NARCOTICS	
	496)	01/31/1994	-	-	-	-	-	-	-		
	498	05/27/1994	-	-	-	-	-	-	1	NARCOTICS	
	527)	07/29/1994	-	-	-	-	-	-	-		
	530)	08/26/1994	-	-	-	-	-	-	6	NARCOTICS	
WASHINGTON, WESTERN											
	552	11/24/1993	-	-	-	-	-	-	3	FRAUD	

*A sequence of report numbers followed by parentheses indicates reports involving the same investigation.

**Motions: G = Granted, D = Denied, P = Pending.

TABLE A-2
UNITED STATES DISTRICT COURTS

SUPPLEMENTARY REPORT BY PROSECUTORS FOR INTERCEPTS TERMINATED IN CALENDAR YEAR 1995
AS OF DECEMBER 31, 1997

U.S. District Court	A.O. Report Number in 1995 Report*	Date of Application	Additional Activity During Calendar Year 1997							Persons Convicted	Offense for Which Convicted
			Cost in \$	Persons Arrested	Trials Completed	Motions to Suppress Intercepts**					
						G	D	P			
ALABAMA, NORTHERN											
	2	11/18/1994	-	-	1	-	-	-	8	GAMBLING	
	4	04/20/1995	-	-	-	-	-	-	19	NARCOTICS	
ALABAMA, SOUTHERN											
	7	08/01/1995	-	-	-	-	-	-	1	RACKETEERING	
CALIFORNIA, CENTRAL											
	56	02/21/1995	-	9	-	-	-	-	11	CONSPIRACY	
	57)	02/24/1995	-	-	1	-	11	-	12	NARCOTICS	
	60)	03/08/1995	-	-	-	-	-	-	-		
	61)	03/29/1995	-	-	-	-	-	-	-		
	63)	04/11/1995	-	-	-	-	-	-	-		
	68)	05/25/1995	-	-	-	-	-	-	-		
	69)	06/02/1995	-	-	-	-	-	-	-		
	71)	06/22/1995	-	-	-	-	-	-	-		
	72)	06/27/1995	-	-	-	-	-	-	-		
	73)	06/30/1995	-	-	-	-	-	-	-		
	77)	07/27/1995	-	-	-	-	-	-	-		
	78)	08/03/1995	-	-	-	-	-	-	-		
CONNECTICUT											
	99)	12/13/1994	-	-	-	-	-	-	-		
	100)	01/13/1995	-	-	-	-	-	-	-		
	101)	01/13/1995	-	-	-	-	-	-	-		
	102)	03/15/1995	-	-	-	-	-	-	-		
	103)	04/10/1995	-	-	-	-	-	-	-		
	104)	04/20/1995	-	-	4	-	-	-	56	NARCOTICS	
	105)	05/26/1995	-	-	-	-	-	-	-		
	106)	06/23/1995	-	-	-	-	-	-	-		
	107)	07/19/1995	-	-	-	-	-	-	-		
	108)	08/03/1995	-	-	-	-	-	-	-		
DISTRICT OF COLUMBIA											
	116)	03/21/1995	-	-	-	-	-	-	-		
	117)	03/24/1995	-	15	2	-	-	-	15	NARCOTICS	

*A sequence of report numbers followed by parentheses indicates reports involving the same investigation.

**Motions: G = Granted, D = Denied, P = Pending.

**SUPPLEMENTARY REPORT BY PROSECUTORS FOR INTERCEPTS TERMINATED IN CALENDAR YEAR 1995
AS OF DECEMBER 31, 1997**

U.S. District Court	A.O. Report Number in 1995 Report*	Date of Application	Additional Activity During Calendar Year 1997							Persons Convicted	Offense for Which Convicted
			Cost in \$	Persons Arrested	Trials Completed	Motions to Suppress Intercepts**					
						G	D	P			
FLORIDA, MIDDLE											
	118	10/31/1994	-	2	1	-	2	-	19	GAMBLING	
	125	10/30/1995	-	5	1	-	-	-	21	RACKETEERING	
	126	10/31/1995	-	7	-	-	-	-	7	RACKETEERING	
	128	12/01/1995	-	11	-	-	-	-	11	COUNTERFEITING	
FLORIDA, SOUTHERN											
	135)	03/08/1995	-	-	-	-	-	-	-		
	139)	05/17/1995	-	-	-	-	-	-	-		
	144)	07/28/1995	-	2	-	-	-	-	-		
	150	09/26/1995	-	-	-	-	-	-	17	NARCOTICS	
	153	10/25/1995	-	3	-	-	-	-	3	OTHER	
HAWAII											
	158	12/02/1994	-	-	-	-	-	-	1	NARCOTICS	
	160	04/20/1995	-	-	-	-	-	-	4	NARCOTICS	
ILLINOIS, SOUTHERN											
	166	03/28/1995	-	-	3	-	1	-	18	RACKETEERING	
KANSAS											
	178	01/13/1995	-	-	-	-	-	-	5	GAMBLING	
	179	03/09/1995	-	-	-	-	-	-	4	GAMBLING	
MASSACHUSETTS											
	214	04/11/1995	-	-	-	-	-	-	2	NARCOTICS	
	216	08/10/1995	-	-	-	-	-	-	1	ROBBERY	
MICHIGAN, EASTERN											
	218	06/24/1994	-	8	8	-	-	-	8	NARCOTICS	
	221	09/20/1994	-	25	1	-	1	-	25	NARCOTICS	
	223)	01/05/1995	-	7	-	-	-	-	-		
	228	02/17/1995	-	17	1	-	2	-	12	NARCOTICS	
	229	02/23/1995	-	3	1	-	-	-	2	NARCOTICS	
	236)	06/08/1995	-	18	1	-	-	-	16	NARCOTICS	
	240)	06/30/1995	-	-	-	-	-	-	-		
	241)	08/10/1995	-	-	-	-	-	-	-		
	246)	09/25/1995	-	-	-	-	-	-	-		
	248)	10/10/1995	-	-	-	-	-	-	-		

*A sequence of report numbers followed by parentheses indicates reports involving the same investigation.

**Motions: G = Granted, D = Denied, P = Pending.

TABLE A-2
UNITED STATES DISTRICT COURTS

SUPPLEMENTARY REPORT BY PROSECUTORS FOR INTERCEPTS TERMINATED IN CALENDAR YEAR 1995
AS OF DECEMBER 31, 1997

U.S. District Court	A.O. Report Number in 1995 Report*	Date of Application	Additional Activity During Calendar Year 1997							Persons Convicted	Offense for Which Convicted
			Cost in \$	Persons Arrested	Trials Completed	Motions to Suppress Intercepts**					
						G	D	P			
MISSOURI, EASTERN											
	260)	02/03/1995	-	-	-	-	-	-	-	-	
	263)	03/22/1995	-	-	-	-	-	-	3	NARCOTICS	
	264)	04/14/1995	-	-	-	-	-	-	-		
MISSOURI, WESTERN											
	265	02/06/1995	-	-	-	-	-	-	1	GAMBLING	
	266	05/18/1995	-	-	1	-	-	-	13	NARCOTICS	
MONTANA											
	267)	07/26/1995	-	-	3	-	-	-	3	FRAUD	
	268)	09/21/1995	-	-	-	-	-	-	-		
NEVADA											
	278	08/10/1995	-	-	-	-	-	-	2	NARCOTICS	
NEW JERSEY											
	281	11/17/1994	-	12	1	-	-	-	20	FIREARMS	
	295	11/02/1995	-	4	4	-	-	-	4	EXTORTION	
NEW YORK, EASTERN											
	323	05/08/1995	-	1	1	-	-	-	1	\$LAUNDERING	
NEW YORK, SOUTHERN											
	357	04/18/1995	-	6	-	-	-	-	5	\$LAUNDERING	
NEW YORK, WESTERN											
	378)	05/12/1994	-	-	-	-	-	-	-		
	379)	05/12/1995	-	-	-	-	-	-	-		
	380)	09/15/1995	-	-	-	-	-	-	-		
	381)	10/27/1995	-	-	-	-	-	-	3	NARCOTICS	
	383)	12/30/1995	-	-	-	-	-	-	-		
	385	01/27/1995	-	-	-	-	-	-	3	GAMBLING	
	386)	02/17/1995	-	-	-	-	-	-	-		
	387)	03/02/1995	-	-	-	-	-	-	-		
OHIO, NORTHERN											
	406	09/20/1995	-	5	-	-	-	-	5	NARCOTICS	
	395	11/10/1995	-	6	-	-	-	-	6	NARCOTICS	

*A sequence of report numbers followed by parentheses indicates reports involving the same investigation.

**Motions: G = Granted, D = Denied, P = Pending.

**SUPPLEMENTARY REPORT BY PROSECUTORS FOR INTERCEPTS TERMINATED IN CALENDAR YEAR 1995
AS OF DECEMBER 31, 1997**

U.S. District Court	A.O. Report Number in 1995 Report*	Date of Application	Additional Activity During Calendar Year 1997							Persons Con- victed	Offense for Which Convicted
			Cost in \$	Persons Arrested	Trials Completed	Motions to Suppress Intercepts**					
						G	D	P			
OKLAHOMA, WESTERN											
	413	06/16/1995	-	-	-	-	1	-	7	CONSPIRACY	
OREGON											
	414	08/10/1995	-	3	-	-	-	-	3	NARCOTICS	
PENNSYLVANIA, EASTERN											
	416	12/19/1994	-	-	-	-	-	-	3	FRAUD	
	417	01/06/1995	-	26	2	-	-	-	22	NARCOTICS	
	426	09/18/1995	-	2	-	-	-	-	2	NARCOTICS	
PENNSYLVANIA, WESTERN											
	429	08/04/1995	-	53	2	-	4	1	47	NARCOTICS	
SOUTH CAROLINA											
	453	08/04/1995	-	-	1	-	-	-	4	NARCOTICS	
TENNESSEE, EASTERN											
	454)	05/08/1995	-	13	-	-	-	-	5	NARCOTICS	
	456)	06/15/1995	-	-	-	-	-	-	-		
	457	06/23/1995	-	-	-	-	-	-	5	NARCOTICS	
	458	07/05/1995	-	6	-	-	-	-	6	NARCOTICS	
TENNESSEE, MIDDLE											
	460)	07/26/1995	-	18	1	-	1	-	11	NARCOTICS	
	461)	08/09/1995	-	-	-	-	-	-	-		
TEXAS, NORTHERN											
	467	12/19/1995	-	-	-	-	-	-	1	FRAUD	
	468	01/10/1995	-	-	-	-	-	-	4	NARCOTICS	
TEXAS, EASTERN											
	481)	10/21/1994	-	-	-	-	-	-	7	FRAUD	
	482)	11/10/1994	-	-	-	-	-	-	-		
TEXAS, SOUTHERN											
	485	01/05/1995	-	7	1	-	-	-	6	NARCOTICS	
	492	08/17/1995	-	15	-	-	-	-	15	NARCOTICS	
	495	09/29/1995	-	11	5	-	-	-	9	NARCOTICS	

*A sequence of report numbers followed by parentheses indicates reports involving the same investigation.

**Motions: G = Granted, D = Denied, P = Pending.

TABLE A-2
UNITED STATES DISTRICT COURTS

SUPPLEMENTARY REPORT BY PROSECUTORS FOR INTERCEPTS TERMINATED IN CALENDAR YEAR 1995
AS OF DECEMBER 31, 1997

U.S. District Court	A.O. Report Number in 1995 Report*	Date of Application	Additional Activity During Calendar Year 1997							Persons Convicted	Offense for Which Convicted
			Cost in \$	Persons Arrested	Trials Completed	Motions to Suppress Intercepts**					
						G	D	P			
TEXAS, WESTERN											
	505	06/30/1995	-	3	-	-	1	2	-		
	509)	10/31/1995	-	-	-	-	-	-	1	OTHER	
	511)	11/10/1995	-	-	-	-	-	-	-		
	513)	11/22/1995	-	-	-	-	-	-	-		
WASHINGTON, WESTERN											
	516)	03/11/1994	-	1	-	-	-	-	-		
	517)	03/23/1994	-	-	-	-	-	-	-		
	518)	04/14/1995	-	-	-	-	-	-	-		
WISCONSIN, EASTERN											
	522)	12/21/1994	-	16	-	-	-	-	-		
	523)	12/21/1995	-	-	-	-	-	-	-		

*A sequence of report numbers followed by parentheses indicates reports involving the same investigation.

**Motions: G = Granted, D = Denied, P = Pending.

**SUPPLEMENTARY REPORT BY PROSECUTORS FOR INTERCEPTS TERMINATED IN CALENDAR YEAR 1996
AS OF DECEMBER 31, 1997**

U.S. District Court	A.O. Report Number in 1996 Report*	Date of Application	Additional Activity During Calendar Year 1997							Persons Convicted	Offense for Which Convicted
			Cost in \$	Persons Arrested	Trials Completed	Motions to Suppress Intercepts**					
						G	D	P			
ALABAMA, NORTHERN											
	1	02/29/1996	-	18	-	-	-	-	7	NARCOTICS	
ARKANSAS, EASTERN											
	24)	03/01/1996	-	-	-	-	-	-	-		
	25)	04/09/1996	-	37	4	-	-	-	34	NARCOTICS	
CALIFORNIA, NORTHERN											
	27)	09/05/1995	-	75	1	-	-	9	46	NARCOTICS	
	28)	11/22/1995	-	-	-	-	-	-	-		
	30)	12/11/1995	-	3	-	-	2	-	3	NARCOTICS	
	31)	12/28/1995	-	-	-	-	-	-	-		
	33)	01/11/1996	-	-	-	-	-	-	-		
	34)	01/19/1996	-	-	-	-	-	-	-		
	36)	01/30/1996	-	-	-	-	-	-	-		
	37)	02/09/1996	-	-	-	-	-	-	-		
	44)	11/29/1996	-	2	-	-	-	-	-		
CALIFORNIA, CENTRAL											
	71	03/22/1996	-	3	-	-	-	-	-		
	84	05/19/1996	-	-	1	-	-	-	2	MURDER	
	86	05/27/1996	-	3	-	-	-	-	-		
	105	09/27/1996	-	-	-	-	-	-	10	MURDER	
COLORADO											
	119	12/07/1995	-	-	-	-	-	-	1	NARCOTICS	
	120	12/20/1995	-	2	1	-	-	-	2	NARCOTICS	
	121)	01/09/1996	-	-	-	-	-	-	-		
	122)	01/12/1996	-	-	-	-	-	-	9	NARCOTICS	
	123)	01/22/1996	-	-	-	-	-	-	-		
	124	02/20/1996	-	1	-	-	-	-	2	NARCOTICS	
	125)	06/06/1996	-	4	1	-	25	-	21	NARCOTICS	
	126	07/17/1996	-	-	-	-	1	-	5	NARCOTICS	

*A sequence of report numbers followed by parentheses indicates reports involving the same investigation.

**Motions: G = Granted, D = Denied, P = Pending.

TABLE A-2
UNITED STATES DISTRICT COURTS

SUPPLEMENTARY REPORT BY PROSECUTORS FOR INTERCEPTS TERMINATED IN CALENDAR YEAR 1996
AS OF DECEMBER 31, 1997

U.S. District Court	A.O. Report Number in 1996 Report*	Date of Application	Additional Activity During Calendar Year 1997							Persons Convicted	Offense for Which Convicted
			Cost in \$	Persons Arrested	Trials Completed	Motions to Suppress Intercepts**					
						G	D	P			
COLORADO (CONTINUED)											
	128	08/14/1996	-	4	-	-	-	2	-		
	129)	08/28/1996	-	-	-	-	-	-	-		
	130	09/05/1996	-	2	-	-	-	-	1	NARCOTICS	
CONNECTICUT											
	132	10/26/1995	-	32	-	-	1	-	21	NARCOTICS	
DISTRICT OF COLUMBIA											
	138	11/19/1996	-	12	-	-	-	-	10	FIREARMS	
FLORIDA, MIDDLE											
	140	03/25/1996	-	13	-	-	-	-	17	NARCOTICS	
FLORIDA, SOUTHERN											
	169)	04/05/1996	-	-	-	-	-	-	5	NARCOTICS	
	175)	05/17/1996	-	-	-	-	-	-	-		
	177)	06/20/1996	-	-	-	-	-	-	-		
	179	07/11/1996	-	9	7	-	-	-	7	RACKETEERING	
	184	08/02/1996	-	1	-	-	-	-	10	FRAUD	
	186)	08/28/1996	-	-	-	-	-	-	-		
	187)	08/30/1996	-	-	-	-	-	-	-		
	193)	10/01/1996	-	-	-	-	-	-	-		
	196)	10/04/1996	-	7	-	-	-	-	7	NARCOTICS	
ILLINOIS, NORTHERN											
	212	05/03/1996	-	21	-	-	-	-	-		
IOWA, SOUTHERN											
	228)	01/09/1996	-	-	-	-	-	-	5	NARCOTICS	
	229)	03/11/1996	-	-	-	-	-	-	-		
	230)	08/30/1996	-	-	-	-	-	-	-		
	231)	11/08/1996	-	-	-	-	-	-	-		

*A sequence of report numbers followed by parentheses indicates reports involving the same investigation.

**Motions: G = Granted, D = Denied, P = Pending.

**SUPPLEMENTARY REPORT BY PROSECUTORS FOR INTERCEPTS TERMINATED IN CALENDAR YEAR 1996
AS OF DECEMBER 31, 1997**

U.S. District Court	A.O. Report Number in 1996 Report*	Date of Application	Additional Activity During Calendar Year 1997							Persons Con- victed	Offense for Which Convicted
			Cost in \$	Persons Arrested	Trials Completed	Motions to Suppress Intercepts**					
						G	D	P			
KANSAS											
	233	07/02/1996	-	14	-	-	-	-	12	NARCOTICS	
LOUISIANA, EASTERN											
	239	02/22/1996	-	-	2	-	-	-	15	NARCOTICS	
	249	07/10/1996	-	-	1	-	-	-	13	RACKETEERING	
MARYLAND											
	256	04/24/1996	-	-	1	-	-	-	8	FRAUD	
	260	08/26/1996	-	1	-	-	-	-	1	NARCOTICS	
MASSACHUSETTS											
	266	06/20/1996	-	1	-	-	-	-	-		
	268	08/30/1996	-	3	1	-	-	-	3	FRAUD	
	269	09/06/1996	-	4	-	-	-	-	-		
MICHIGAN, EASTERN											
	272	12/27/1995	-	1	1	-	-	-	1	KIDNAPPING	
	273	01/12/1996	-	22	-	-	-	-	18	NARCOTICS	
	275	01/13/1996	-	8	-	-	-	-	7	NARCOTICS	
	278	05/01/1996	-	1	-	-	-	-	-		
	288	11/27/1996	-	1	-	-	-	-	-		
MINNESOTA											
	290)	02/23/1996	-	-	-	-	-	-	-		
	291)	03/22/1996	-	12	2	1	13	-	11	NARCOTICS	
	292)	09/09/1996	-	-	-	-	-	-	-		
	293)	10/28/1996	-	-	-	-	-	-	-		
	294)	11/18/1996	-	-	-	-	-	-	-		
MISSOURI, EASTERN											
	295)	02/09/1996	-	-	-	-	-	-	-		
	296)	02/27/1996	-	-	-	-	-	-	1	NARCOTICS	
	297)	03/07/1996	-	-	-	-	-	-	-		

*A sequence of report numbers followed by parentheses indicates reports involving the same investigation.

**Motions: G = Granted, D = Denied, P = Pending.

TABLE A-2
UNITED STATES DISTRICT COURTS

SUPPLEMENTARY REPORT BY PROSECUTORS FOR INTERCEPTS TERMINATED IN CALENDAR YEAR 1996
AS OF DECEMBER 31, 1997

U.S. District Court	A.O. Report Number in 1996 Report*	Date of Application	Additional Activity During Calendar Year 1997							Persons Convicted	Offense for Which Convicted
			Cost in \$	Persons Arrested	Trials Completed	Motions to Suppress Intercepts**					
						G	D	P			
MISSOURI, EASTERN (CONTINUED)											
	298)	03/21/1996	-	-	-	-	-	-	-	-	
	299)	03/27/1996	-	-	-	-	-	-	-	-	
	300)	03/29/1996	-	-	-	-	-	-	-	-	
MISSOURI, WESTERN											
	306	01/25/1996	-	10	2	-	-	-	13	NARCOTICS	
	307	02/05/1996	-	7	1	-	1	-	7	NARCOTICS	
NEBRASKA											
	310	12/22/1995	-	-	-	-	3	-	7	NARCOTICS	
	311)	07/17/1996	-	-	-	-	-	-	-	-	
	312)	08/22/1996	-	9	-	-	-	-	1	NARCOTICS	
	313)	09/17/1996	-	-	-	-	-	-	-	-	
	314)	10/03/1996	-	-	-	-	-	-	-	-	
NEW JERSEY											
	334	05/28/1996	-	14	-	-	-	-	14	NARCOTICS	
	336	07/10/1996	-	4	-	-	-	-	2	NARCOTICS	
NEW MEXICO											
	342	10/08/1996	-	3	-	-	-	3	-	-	
NEW YORK, NORTHERN											
	348	08/07/1996	-	-	-	-	-	-	2	ROBBERY	
NEW YORK, EASTERN											
	352	04/26/1995	-	3	-	-	-	2	-	-	
	355	01/12/1996	-	-	-	-	-	-	1	NARCOTICS	
	359	02/05/1996	-	2	1	-	-	-	2	NARCOTICS	
	366	03/20/1996	-	1	-	-	-	-	-	-	
	369	03/22/1996	-	1	-	-	-	-	1	NARCOTICS	
	381	09/25/1996	-	-	-	-	-	-	1	FRAUD	

*A sequence of report numbers followed by parentheses indicates reports involving the same investigation.

**Motions: G = Granted, D = Denied, P = Pending.

**SUPPLEMENTARY REPORT BY PROSECUTORS FOR INTERCEPTS TERMINATED IN CALENDAR YEAR 1996
AS OF DECEMBER 31, 1997**

U.S. District Court	A.O. Report Number in 1996 Report*	Date of Application	Additional Activity During Calendar Year 1997							Persons Convicted	Offense for Which Convicted
			Cost in \$	Persons Arrested	Trials Completed	Motions to Suppress Intercepts**					
						G	D	P			
NEW YORK, SOUTHERN											
	392	02/20/1996	-	-	-	-	-	-	10	NARCOTICS	
	397	04/15/1996	-	1	-	-	-	-	1	NARCOTICS	
	402)	05/17/1996	-	1	-	-	-	-	1	NARCOTICS	
	403	05/23/1996	-	3	-	-	-	-	3	NARCOTICS	
	405	05/29/1996	-	18	-	-	-	-	-		
	419)	09/12/1996	-	-	-	-	-	-	-		
	422	11/14/1996	-	4	-	-	-	-	7	NARCOTICS	
NEW YORK, WESTERN											
	424)	01/17/1996	-	-	-	-	-	-	-		
	425)	01/27/1996	-	-	-	-	-	-	1	GAMBLING	
	433	11/08/1996	-	3	-	-	-	-	3	GAMBLING	
NORTH CAROLINA, MIDDLE											
	434	03/11/1996	-	6	1	-	-	-	6	NARCOTICS	
NORTH CAROLINA, WESTERN											
	435	02/17/1996	-	9	-	-	-	-	9	\$LAUNDERING	
	436	03/15/1996	-	23	-	-	-	-	-		
OHIO, NORTHERN											
	439)	11/21/1995	-	-	-	-	-	-	-		
	440)	12/15/1995	-	-	-	-	-	-	-		
	441)	12/15/1995	-	2	-	-	-	-	2	NARCOTICS	
	442)	12/21/1995	-	-	-	-	-	-	-		
	443)	12/22/1995	-	-	-	-	-	-	-		
	444)	12/22/1995	-	-	-	-	-	-	-		
	446)	01/19/1996	-	-	-	-	-	-	-		
	447	01/31/1996	-	2	-	-	-	-	-		
	448)	03/04/1996	-	-	-	-	-	-	-		
	450)	03/22/1996	-	-	-	-	-	-	-		
	451)	04/03/1996	-	-	-	-	-	-	-		

*A sequence of report numbers followed by parentheses indicates reports involving the same investigation.

**Motions: G = Granted, D = Denied, P = Pending.

TABLE A-2
UNITED STATES DISTRICT COURTS

SUPPLEMENTARY REPORT BY PROSECUTORS FOR INTERCEPTS TERMINATED IN CALENDAR YEAR 1996
AS OF DECEMBER 31, 1997

U.S. District Court	A.O. Report Number in 1996 Report*	Date of Application	Additional Activity During Calendar Year 1997							
			Cost in \$	Persons Arrested	Trials Completed	Motions to Suppress Intercepts**			Persons Convicted	Offense for Which Convicted
						G	D	P		
OHIO, NORTHERN (CONTINUED)										
	453)	05/07/1996	-	2	1	-	-	-	1	ROBBERY
	454)	04/18/1996	-	-	-	-	-	-	-	
	455)	05/10/1996	-	3	1	-	-	-	1	\$LAUNDERING
	456)	05/15/1996	-	-	-	-	-	-	-	
	458)	05/25/1996	-	-	-	-	-	-	-	
	459)	05/30/1996	-	-	-	-	-	-	-	
	460)	06/18/1996	-	-	5	-	-	-	14	NARCOTICS
	461)	06/21/1996	-	-	-	-	-	-	-	
	462)	08/06/1996	-	-	-	-	-	-	-	
OHIO, SOUTHERN										
	467)	10/21/1996	-	26	-	-	-	-	28	NARCOTICS
OKLAHOMA, WESTERN										
	469)	02/09/1996	-	-	-	-	-	-	5	GAMBLING
PENNSYLVANIA, EASTERN										
	475)	12/27/1995	-	17	-	-	-	-	-	
	476)	01/29/1996	-	-	-	-	-	-	-	
	479)	04/18/1996	-	4	1	-	-	-	1	FRAUD
	480)	05/09/1996	-	6	-	-	-	-	-	
	481)	05/10/1996	-	-	-	-	-	-	-	
	482)	05/21/1996	-	-	-	-	-	-	-	
	483)	07/17/1996	-	2	-	-	-	-	2	NARCOTICS
	485)	10/28/1996	-	7	-	2	14	1	-	
TENNESSEE, EASTERN										
	489)	02/15/1996	-	-	1	-	-	-	16	NARCOTICS
	490)	05/23/1996	-	8	1	-	8	-	7	NARCOTICS
TEXAS, NORTHERN										
	497)	12/13/1995	-	-	2	-	-	-	2	NARCOTICS
	504)	03/13/1996	-	10	-	-	-	-	6	NARCOTICS
	505)	03/28/1996	-	-	-	-	-	-	-	
	508)	07/02/1996	-	-	-	-	-	-	7	NARCOTICS
	509)	08/01/1996	-	-	-	-	-	-	-	

*A sequence of report numbers followed by parentheses indicates reports involving the same investigation.

**Motions: G = Granted, D = Denied, P = Pending.

**SUPPLEMENTARY REPORT BY PROSECUTORS FOR INTERCEPTS TERMINATED IN CALENDAR YEAR 1996
AS OF DECEMBER 31, 1997**

U.S. District Court	A.O. Report Number in 1996 Report*	Date of Application	Additional Activity During Calendar Year 1997							Persons Con- victed	Offense for Which Convicted
			Cost in \$	Persons Arrested	Trials Completed	Motions to Suppress Intercepts**					
						G	D	P			
TEXAS, SOUTHERN											
	519	12/13/1996	-	-	-	6	-	-	3	NARCOTICS	
	522	01/03/1996	-	-	1	-	-	1	NARCOTICS		
	528	03/05/1996	-	2	-	-	-	-			
	542	09/23/1996	-	-	1	-	-	28	NARCOTICS		
	552)	02/27/1996	-	-	-	-	-	4	NARCOTICS		
	555)	03/26/1996	-	-	-	-	-	-			
TEXAS, WESTERN											
	560	11/07/1996	-	2	2	-	-	2	NARCOTICS		
VIRGINIA, EASTERN											
	562	12/04/1995	-	6	-	-	-	5	NARCOTICS		
	571	05/06/1996	-	33	1	-	-	32	NARCOTICS		
	572)	05/31/1996	-	5	-	-	-	4	NARCOTICS		
	573)	06/17/1996	-	-	-	-	-	-			
	574	07/25/1996	-	2	1	-	-	9	NARCOTICS		

*A sequence of report numbers followed by parentheses indicates reports involving the same investigation.

**Motions: G = Granted, D = Denied, P = Pending.

TABLE B-1
STATE ARIZONA

REPORT BY JUDGES OF COURT AUTHORIZED INTERCEPTS OF WIRE, ORAL, OR ELECTRONIC COMMUNICATIONS
PURSUANT TO TITLE 18 U.S.C. 2519

A.O. Number	Authorizing Official		Offense Specified	Intercept		Date of Application and (Amendment)	Authorized Length		
	Judge	Prosecutor ¹		Type ²	Place ³		Original Order (Days)	Number of Extensions	Total Length (Days)
MARICOPA									
1	SKELLY	ROMLEY	MURDER	P	S	01/07/1997	30	-	30
2	SKELLY	ROMLEY	ROBBERY	P	O8	04/15/1997	30	-	30
3	MARTIN	ROMLEY	NARCOTICS	E	O12	05/09/1997	30	-	30
4	SKELLY	ROMLEY	RACKETEERING	PE	SABO12	05/19/1997	30	3	120
5	SKELLY	ROMLEY	NARCOTICS	PE	SAO12	09/05/1997	30	-	30
6	SKELLY	ROMLEY	NARCOTICS	P	SAO8	11/03/1997	30	1	60

¹The prosecuting official authorized the filing of the application under provisions of the state's statute. (See Table 1 for this state's statutory citation.)

²Type: P=Phone Wire, M=Micro-Eavesdrop, E=Electronic, NR=Not Reported.

³Place: S=Single Family Dwelling, A=Apartment, M=Multiple Dwelling, B=Business, R=Roving, O=Other.

Other: 6=Automobile/Van, 7=Briefcase, 8=Cellular/Mobile Phone, 9=Cemetary, 10=Closed Circuit TV, 11=Container, 12=Digital Display Pager, 13=Facsimile, 14=Garage/Parking Lot, 15=Hospital, 16=Hotel Room/Motel Room, 17=Jail, 18=Mobile Home/Trailer, 19=Package/Cargo, 20=Pay Phone, 21=Pen Register, 22=Prison, 23=Social Club, 24=Storage, 25=Telefax, 26=Courthouse, 27=Street, 28=Computer, 29=School.

**REPORT BY PROSECUTORS OF COURT AUTHORIZED INTERCEPTS OF WIRE, ORAL, OR ELECTRONIC COMMUNICATIONS
PURSUANT TO TITLE 18 U.S.C. 2519**

A.O. Number	Number Of Days in Oper- ation ⁴	Average Inter- cepts per Day	Number of			Costs		Number of					
			Persons Inter- cepted	Intercepts	Incrim- inating Intercepts	Total Cost in \$	Other Than Manpower in \$	Arrests	Trials	Motions to Suppress Intercepts ⁵			Persons Con- victed
										G	D	P	
MARICOPA													
1	30	40	8	1,191	400	52,539	1,500	-	-	-	-	-	-
2	I	-	-	-	-	2,788	1,288	-	-	-	-	-	-
3	28	4	1	116	-	250	250	-	-	-	-	-	-
4	109	117	1	12,726	3,605	369,073	12,000	30	-	-	-	-	4
5	25	68	1	1,688	467	92,268	3,000	44	-	-	-	-	2
6	40	226	500	9,028	138	177,020	12,744	13	-	-	-	-	-

⁴ NI in this column indicates Never Installed. I in this column indicates Installed But Never Used. NP in this column indicates No Prosecutor's Report.

⁵ Motions: G=Granted, D=Denied, P=Pending.

* This wiretap was terminated during 1995, but was not reported at that time because it was part of an ongoing investigation.

**This wiretap was terminated during 1996, but was not reported at that time because it was part of an ongoing investigation.

TABLE B-1
STATE CALIFORNIA

REPORT BY JUDGES OF COURT AUTHORIZED INTERCEPTS OF WIRE, ORAL, OR ELECTRONIC COMMUNICATIONS
PURSUANT TO TITLE 18 U.S.C. 2519

A.O. Number	Authorizing Official		Offense Specified	Intercept		Date of Application and (Amendment)	Authorized Length		
	Judge	Prosecutor ¹		Type ²	Place ³		Original Order (Days)	Number of Extensions	Total Length (Days)
AMADOR									
1	HARLAN	PRICE	ESCAPE	P	O20	10/22/1997	1	-	1
FRESNO									
1	KANE	HUNT	NARCOTICS	E	O12	11/05/1997	30	-	30
LOS ANGELES									
1	CZULEGER	GARCETTI	NARCOTICS	E	O12	05/13/1997	30	-	30
2	PERRY	GARCETTI	NARCOTICS	PE	SBO8	06/12/1997	30	2	90
3	RAPPE	GARCETTI	NARCOTICS	E	O12	06/26/1997	30	2	90
4	RAPPE	GARCETTI	MURDER	P	O17	07/10/1997	30	-	30
5	PERRY	GARCETTI	NARCOTICS	E	O12	07/11/1997	30	1	60
6	RAPPE	GARCETTI	NARCOTICS	P	S	07/11/1997	30	-	30
7	PERRY	GARCETTI	NARCOTICS	E	O12	07/23/1997	30	2	90
8	RAPPE	GARCETTI	NARCOTICS	E	O8	07/25/1997	30	2	90
9	RAPPE	GARCETTI	NARCOTICS	E	O8	08/05/1997	30	1	60
10	PERRY	TORREALBA	NARCOTICS	P	S	08/05/1997	30	1	60
11	RAPPE	GARCETTI	NARCOTICS	E	O12	08/07/1997	30	-	30
12	RAPPE	GARCETTI	NARCOTICS	P	S	08/12/1997	30	-	30
13	RAPPE	GARCETTI	NARCOTICS	P	S	08/14/1997	30	-	30
14	RAPPE	GARCETTI	NARCOTICS	E	O8	08/20/1997	30	1	60
15	PERRY	GARCETTI	NARCOTICS	E	O12	09/04/1997	30	-	30
16	RAPPE	GARCETTI	MURDER	P	S	09/05/1997	30	-	30
17	RAPPE	GARCETTI	NARCOTICS	P	S	09/10/1997	30	-	30
18	RAPPE	GARCETTI	NARCOTICS	E	O8,O12	10/02/1997	30	-	30
19	PERRY	TORREALBA	MURDER	P	O17	10/21/1997	30	-	30
20	RAPPE	GARCETTI	NARCOTICS	E	O8,O12	10/24/1997	30	-	30
21	RAPPE	GARCETTI	NARCOTICS	E	O8,O12	10/30/1997	30	-	30

¹ The prosecuting official authorized the filing of the application under provisions of the state's statute. (See Table 1 for this state's statutory citation.)

² Type: P=Phone Wire, M=Micro-Eavesdrop, E=Electronic, NR=Not Reported.

³ Place: S=Single Family Dwelling, A=Apartment, M=Multiple Dwelling, B=Business, R=Roving, O=Other.

Other: 6=Automobile/Van, 7=Briefcase, 8=Cellular/Mobile Phone, 9=Cemetery, 10=Closed Circuit TV, 11=Container, 12=Digital Display Pager, 13=Facsimile, 14=Garage/Parking Lot, 15=Hospital, 16=Hotel Room/Motel Room, 17=Jail, 18=Mobile Home/Trailer, 19=Package/Cargo, 20=Pay Phone, 21=Pen Register, 22=Prison, 23=Social Club, 24=Storage, 25=Telefax, 26=Courthouse, 27=Street, 28=Computer, 29=School.

**REPORT BY PROSECUTORS OF COURT AUTHORIZED INTERCEPTS OF WIRE, ORAL, OR ELECTRONIC COMMUNICATIONS
PURSUANT TO TITLE 18 U.S.C. 2519**

A.O. Number	Number Of Days in Operation ⁴	Average Intercepts per Day	Number of			Costs		Number of					
			Persons Intercepted	Intercepts	Incriminating Intercepts	Total Cost in \$	Other Than Manpower in \$	Arrests	Trials	Motions to Suppress Intercepts ⁵			Persons Convicted
										G	D	P	
AMADOR													
1	1	1	1	1	1	256	256	3	-	-	-	-	-
FRESNO													
1	29	9	1	262	-	5,060	60	-	-	-	-	-	-
LOS ANGELES													
1	30	2	1	48	-	345,520	10,000	-	-	-	-	-	-
2	79	76	5	5,972	373	165,000	60,000	7	-	-	-	1	-
3	60	5	1	272	-	-	-	-	-	-	-	-	-
4	30	231	92	6,933	70	54,840	3,000	-	-	-	-	-	-
5	52	2	1	88	-	RELATED TO NO. 2		-	-	-	-	-	-
6	30	32	1	945	113	-	-	-	-	-	-	-	-
7	87	3	1	227	-	RELATED TO NO. 2		-	-	-	-	-	-
8	90	1	1	69	48	45,900	4,500	-	-	-	-	-	-
9	56	1	1	63	47	31,760	6,000	-	-	-	-	-	-
10	45	27	50	1,200	30	125,000	10,000	6	-	-	-	-	-
11	30	6	1	177	-	RELATED TO NO. 1		-	-	-	-	-	-
12	30	5	1	149	18	RELATED TO NO. 1		-	-	-	-	-	-
13	22	96	5	2,110	62	11,935	459	8	-	-	-	-	-
14	43	19	1	804	603	24,280	4,500	-	-	-	-	-	-
15	30	1	1	28	-	RELATED TO NO. 2		-	-	-	-	-	-
16	29	46	20	1,338	89	65,431	1,800	-	-	-	-	-	-
17	16	100	5	1,606	38	RELATED TO NO. 13		-	-	-	-	-	-
18	4	21	1	84	59	2,090	250	7	-	-	-	-	-
19	30	2	147	70	17	4,800	800	-	-	-	-	-	-
20	19	2	1	38	16	8,620	800	-	-	-	-	-	-
21	20	31	1	613	613	10,200	1,000	-	-	-	-	-	-

⁴ NI in this column indicates Never Installed. I in this column indicates Installed But Never Used. NP in this column indicates No Prosecutor's Report.

⁵ Motions: G=Granted, D=Denied, P=Pending.

* This wiretap was terminated during 1995, but was not reported at that time because it was part of an ongoing investigation.

**This wiretap was terminated during 1996, but was not reported at that time because it was part of an ongoing investigation.

TABLE B-1
STATE CALIFORNIA

REPORT BY JUDGES OF COURT AUTHORIZED INTERCEPTS OF WIRE, ORAL, OR ELECTRONIC COMMUNICATIONS
PURSUANT TO TITLE 18 U.S.C. 2519

A.O. Number	Authorizing Official		Offense Specified	Intercept		Date of Application and (Amendment)	Authorized Length		
	Judge	Prosecutor ¹		Type ²	Place ³		Original Order (Days)	Number of Extensions	Total Length (Days)
LOS ANGELES (CONTINUED)									
22	RAPPE	GARCETTI	NARCOTICS	E	O8,O12	10/30/1997	30	1	60
23	RAPPE	GARCETTI	NARCOTICS	E	O8	11/13/1997	30	-	30
24	RAPPE	GARCETTI	NARCOTICS	E	O8	12/04/1997	30	-	30
MONTEREY									
1	PRICE	FLIPPO	MURDER	P	O17	05/12/1997	18	1	48
SONOMA									
1	TANSIL	MULLINS	MURDER	P	S	05/13/1997	30	-	30

¹The prosecuting official authorized the filing of the application under provisions of the state's statute. (See Table 1 for this state's statutory citation.)

²Type: P=Phone Wire, M=Micro-Eavesdrop, E=Electronic, NR=Not Reported.

³Place: S=Single Family Dwelling, A=Apartment, M=Multiple Dwelling, B=Business, R=Roving, O=Other.

Other: 6=Automobile/Van, 7=Briefcase, 8=Cellular/Mobile Phone, 9=Cemetery, 10=Closed Circuit TV, 11=Container, 12=Digital Display Pager, 13=Facsimile, 14=Garage/Parking Lot, 15=Hospital, 16=Hotel Room/Motel Room, 17=Jail, 18=Mobile Home/Trailer, 19=Package/Cargo, 20=Pay Phone, 21=Pen Register, 22=Prison, 23=Social Club, 24=Storage, 25=Telefax, 26=Courthouse, 27=Street, 28=Computer, 29=School.

**REPORT BY PROSECUTORS OF COURT AUTHORIZED INTERCEPTS OF WIRE, ORAL, OR ELECTRONIC COMMUNICATIONS
PURSUANT TO TITLE 18 U.S.C. 2519**

A.O. Number	Number Of Days in Oper- ation ⁴	Average Inter- cepts per Day	Number of			Costs		Number of					
			Persons Inter- cepted	Intercepts	Incrim- inating Intercepts	Total Cost in \$	Other Than Manpower in \$	Arrests	Trials	Motions to Suppress Intercepts ⁵			Persons Con- victed
										G	D	P	
LOS ANGELES (CONTINUED)													
22	60	39	23	2,318	269	61,162	5,162	-	-	-	-	-	-
23	6	20	1	118	89	3,660	900	-	-	-	-	-	-
24	13	160	1	2,083	1,664	7,480	1,500	-	-	-	-	-	-
MONTEREY													
1	47	1	25	58	34	16,165	3,625	3	2	-	-	-	2
SONOMA													
1	30	70	138	2,111	13	37,000	1,000	1	-	-	-	-	1

⁴ NI in this column indicates Never Installed. I in this column indicates Installed But Never Used. NP in this column indicates No Prosecutor's Report.

⁵ Motions: G=Granted, D=Denied, P=Pending.

* This wiretap was terminated during 1995, but was not reported at that time because it was part of an ongoing investigation.

**This wiretap was terminated during 1996, but was not reported at that time because it was part of an ongoing investigation.

TABLE B-1
STATE COLORADO

REPORT BY JUDGES OF COURT AUTHORIZED INTERCEPTS OF WIRE, ORAL, OR ELECTRONIC COMMUNICATIONS
PURSUANT TO TITLE 18 U.S.C. 2519

A.O. Number	Authorizing Official		Offense Specified	Intercept		Date of Application and (Amendment)	Authorized Length		
	Judge	Prosecutor ¹		Type ²	Place ³		Original Order (Days)	Number of Extensions	Total Length (Days)
EAGLE									
1	HART	HEFTY	MURDER	P	O17	04/28/1997	18	-	18
JEFFERSON									
1	DEMOULIN	THOMAS	MURDER	E	O8	11/06/1997	2	-	2
MESA									
1	BUSS	DANIELS	RACKETEERING	P	S	03/11/1997	30	-	30
2	BUSS	DANIELS	RACKETEERING	P	S	03/11/1997	30	-	30

¹The prosecuting official authorized the filing of the application under provisions of the state's statute. (See Table 1 for this state's statutory citation.)

²Type: P=Phone Wire, M=Micro-Eavesdrop, E=Electronic, NR=Not Reported.

³Place: S=Single Family Dwelling, A=Apartment, M=Multiple Dwelling, B=Business, R=Roving, O=Other.

Other: 6=Automobile/Van, 7=Briefcase, 8=Cellular/Mobile Phone, 9=Cemetery, 10=Closed Circuit TV, 11=Container, 12=Digital Display Pager, 13=Facsimile, 14=Garage/Parking Lot, 15=Hospital, 16=Hotel Room/Motel Room, 17=Jail, 18=Mobile Home/Trailer, 19=Package/Cargo, 20=Pay Phone, 21=Pen Register, 22=Prison, 23=Social Club, 24=Storage, 25=Telefax, 26=Courthouse, 27=Street, 28=Computer, 29=School.

**REPORT BY PROSECUTORS OF COURT AUTHORIZED INTERCEPTS OF WIRE, ORAL, OR ELECTRONIC COMMUNICATIONS
PURSUANT TO TITLE 18 U.S.C. 2519**

A.O. Number	Number Of Days in Operation ⁴	Average Intercepts per Day	Number of			Costs		Number of					
			Persons Intercepted	Intercepts	Incriminating Intercepts	Total Cost in \$	Other Than Manpower in \$	Arrests	Trials	Motions to Suppress Intercepts ⁵			Persons Convicted
										G	D	P	
EAGLE													
1	13	4	1	50	24	20	20	1	-	-	-	-	1
JEFFERSON													
1	NP	-	-	-	-	-	-	-	-	-	-	-	-
MESA													
1	24	25	49	608	177	59,400	2,200	14	1	-	-	-	10
2	24	10	41	251	83	RELATED TO NO. 1							

⁴ NI in this column indicates Never Installed. I in this column indicates Installed But Never Used. NP in this column indicates No Prosecutor's Report.

⁵ Motions: G=Granted, D=Denied, P=Pending.

* This wiretap was terminated during 1995, but was not reported at that time because it was part of an ongoing investigation.

**This wiretap was terminated during 1996, but was not reported at that time because it was part of an ongoing investigation.

TABLE B-1
STATE CONNECTICUT

REPORT BY JUDGES OF COURT AUTHORIZED INTERCEPTS OF WIRE, ORAL, OR ELECTRONIC COMMUNICATIONS
PURSUANT TO TITLE 18 U.S.C. 2519

A.O. Number	Authorizing Official		Offense Specified	Intercept		Date of Application and (Amendment)	Authorized Length		
	Judge	Prosecutor ¹		Type ²	Place ³		Original Order (Days)	Number of Extensions	Total Length (Days)
HARTFORD									
1	SPADA	THOMAS	GAMBLING	P	S	08/27/1997	15	-	15
2	SPADA	THOMAS	GAMBLING	P	A	10/03/1997	15	1	30
3	SPADA	THOMAS	GAMBLING	P	A	10/06/1997	15	-	15
4	SPADA	THOMAS	GAMBLING	P	S	10/15/1997	15	-	15
1**	SPADA	THOMAS	GAMBLING	P	A	11/08/1996	15	-	15
LITCHFIELD									
1	SPADA	MACO	NARCOTICS	P	S	04/11/1997	15	-	15
2	ESPINOSA	MACO	RACKETEERING	P	S	05/18/1997	15	-	15
3	SPADA	MACO	NARCOTICS	P	S	11/24/1997	15	-	15
4	SPADA	MACO	NARCOTICS	P	S	11/24/1997	15	-	15

¹The prosecuting official authorized the filing of the application under provisions of the state's statute. (See Table 1 for this state's statutory citation.)

²Type: P=Phone Wire, M=Micro-Eavesdrop, E=Electronic, NR=Not Reported.

³Place: S=Single Family Dwelling, A=Apartment, M=Multiple Dwelling, B=Business, R=Roving, O=Other.

Other: 6=Automobile/Van, 7=Briefcase, 8=Cellular/Mobile Phone, 9=Cemetery, 10=Closed Circuit TV, 11=Container, 12=Digital Display Pager, 13=Facsimile, 14=Garage/Parking Lot, 15=Hospital, 16=Hotel Room/Motel Room, 17=Jail, 18=Mobile Home/Trailer, 19=Package/Cargo, 20=Pay Phone, 21=Pen Register, 22=Prison, 23=Social Club, 24=Storage, 25=Telefax, 26=Courthouse, 27=Street, 28=Computer, 29=School.

**REPORT BY PROSECUTORS OF COURT AUTHORIZED INTERCEPTS OF WIRE, ORAL, OR ELECTRONIC COMMUNICATIONS
PURSUANT TO TITLE 18 U.S.C. 2519**

A.O. Number	Number Of Days in Operation ⁴	Average Intercepts per Day	Number of			Costs		Number of					
			Persons Intercepted	Intercepts	Incriminating Intercepts	Total Cost in \$	Other Than Manpower in \$	Arrests	Trials	Motions to Suppress Intercepts ⁵			Persons Convicted
										G	D	P	
HARTFORD													
1	10	63	92	634	467	14,579	4,625	-	-	-	-	-	-
2	25	7	46	172	107	38,641	663	-	-	-	-	-	-
3	8	17	41	132	23	5,341	455	-	-	-	-	-	-
4	8	8	20	65	30	6,836	371	-	-	-	-	-	-
1**	NP	-	-	-	-	-	-	-	-	-	-	-	-
LITCHFIELD													
1	7	12	16	85	29	77,000	-	7	-	-	-	-	3
2	NP	-	-	-	-	-	-	-	-	-	-	-	-
3	10	12	14	123	32	53,008	-	-	-	-	-	-	-
4	10	1	1	5	-	RELATED TO NO. 3							-

⁴ NI in this column indicates Never Installed. I in this column indicates Installed But Never Used. NP in this column indicates No Prosecutor's Report.

⁵ Motions: G=Granted, D=Denied, P=Pending.

* This wiretap was terminated during 1995, but was not reported at that time because it was part of an ongoing investigation.

**This wiretap was terminated during 1996, but was not reported at that time because it was part of an ongoing investigation.

TABLE B-1
STATE FLORIDA

REPORT BY JUDGES OF COURT AUTHORIZED INTERCEPTS OF WIRE, ORAL, OR ELECTRONIC COMMUNICATIONS
PURSUANT TO TITLE 18 U.S.C. 2519

A.O. Number	Authorizing Official		Offense Specified	Intercept		Date of Application and (Amendment)	Authorized Length		
	Judge	Prosecutor ¹		Type ²	Place ³		Original Order (Days)	Number of Extensions	Total Length (Days)
1ST JUDICIAL CIRCUIT (ESCAMBRIA)									
1	KUDER	GOLDEN	NARCOTICS	P	S	02/13/1997	30	-	30
2	KUDER	GOLDEN	NARCOTICS	E	O12	02/13/1997	30	-	30
3	KUDER	GOLDEN	NARCOTICS	E	O6,O8	02/13/1997	30	-	30
4	KUDER	GOLDEN	NARCOTICS	P	S	02/20/1997	30	-	30
5	KUDER	GOLDEN	NARCOTICS	P	S	03/07/1997	30	-	30
1**	RASMUSSEN	GOLDEN	NARCOTICS	P	S	11/25/1996	30	-	30
2ND JUDICIAL CIRCUIT (LEON)									
1	CARNEY	HINES	RACKETEERING	P	S	01/24/1997	30	1	60
2	OVERTON	HINES	RACKETEERING	P	O8	02/05/1997	30	-	30
3	OVERTON	HINES	RACKETEERING	E	AO13	02/13/1997	30	-	30
4	GRIMES	HINES	RACKETEERING	P	O8	02/28/1997	30	3	120
5	GRIMES	HINES	RACKETEERING	P	S	02/28/1997	30	1	60
6	CARNEY	HINES	RACKETEERING	P	B	05/01/1997	30	-	30
7	CARNEY	HINES	RACKETEERING	P	B	05/01/1997	30	-	30
8	CARNEY	HINES	RACKETEERING	M	B	05/06/1997	30	-	30
9	VILLANTI	HINES	RACKETEERING	P	S	08/26/1997	7	-	7
10	VILLANTI	HINES	RACKETEERING	P	S	09/18/1997	29	-	29
11	VILLANTI	HINES	RACKETEERING	P	S	09/18/1997	29	-	29
12	KOGAN	HINES	RACKETEERING	P	SO8	10/30/1997	30	-	30
13	VILLANTI	HINES	RACKETEERING	P	S	11/12/1997	13	-	13
14	VILLANTI	HINES	RACKETEERING	P	S	11/12/1997	13	-	13
15	VILLANTI	HINES	RACKETEERING	P	S	11/12/1997	13	-	13

¹ The prosecuting official authorized the filing of the application under provisions of the state's statute. (See Table 1 for this state's statutory citation.)

² Type: P=Phone Wire, M=Micro-Eavesdrop, E=Electronic, NR=Not Reported.

³ Place: S=Single Family Dwelling, A=Apartment, M=Multiple Dwelling, B=Business, R=Roving, O=Other.

Other: 6=Automobile/Van, 7=Briefcase, 8=Cellular/Mobile Phone, 9=Cemetery, 10=Closed Circuit TV, 11=Container, 12=Digital Display Pager, 13=Facsimile, 14=Garage/Parking Lot, 15=Hospital, 16=Hotel Room/Motel Room, 17=Jail, 18=Mobile Home/Trailer, 19=Package/Cargo, 20=Pay Phone, 21=Pen Register, 22=Prison, 23=Social Club, 24=Storage, 25=Telefax, 26=Courthouse, 27=Street, 28=Computer, 29=School.

**REPORT BY PROSECUTORS OF COURT AUTHORIZED INTERCEPTS OF WIRE, ORAL, OR ELECTRONIC COMMUNICATIONS
PURSUANT TO TITLE 18 U.S.C. 2519**

A.O. Number	Number Of Days in Operation ⁴	Average Intercepts per Day	Number of			Costs		Number of					
			Persons Intercepted	Intercepts	Incriminating Intercepts	Total Cost in \$	Other Than Manpower in \$	Arrests	Trials	Motions to Suppress Intercepts ⁵			Persons Convicted
										G	D	P	
1ST JUDICIAL CIRCUIT (ESCAMBRIA)													
1	20	89	24	1,779	221	197,000	20,000	-	-	-	-	-	-
2	20	4	1	75	-	RELATED TO NO. 1							
3	19	3	8	63	14	RELATED TO NO. 1							
4	19	98	8	1,869	32	RELATED TO NO. 1							
5	4	9	3	36	5	RELATED TO NO. 1							
1**	11	91	2	1,004	170	4,000	4,000	3	-	-	-	-	3
2ND JUDICIAL CIRCUIT (LEON)													
1	60	23	100	1,368	45	118,200	24,000	-	-	-	-	-	-
2	13	3	15	40	10	RELATED TO NO. 1							
3	30	33	11	979	89	110,358	12,008	-	-	-	-	-	-
4	120	17	100	2,037	100	RELATED TO NO. 1							
5	60	38	100	2,272	100	RELATED TO NO. 1							
6	30	92	100	2,754	20	RELATED TO NO. 1							
7	30	29	50	872	10	RELATED TO NO. 1							
8	30	25	20	739	5	RELATED TO NO. 1							
9	7	79	25	553	390	18,135	1,260	20	-	-	-	-	-
10	29	106	50	3,070	1,341	32,615	2,115	RELATED TO NO. 9					
11	29	37	27	1,076	359	RELATED TO NO. 10		RELATED TO NO. 9					
12	22	22	26	473	41	42,350	750	-	-	-	-	-	-
13	13	37	15	479	80	38,985	100	RELATED TO NO. 9					
14	13	9	11	115	31	RELATED TO NO. 13		RELATED TO NO. 9					
15	13	46	15	604	135	RELATED TO NO. 13		RELATED TO NO. 9					

⁴ NI in this column indicates Never Installed. I in this column indicates Installed But Never Used. NP in this column indicates No Prosecutor's Report.

⁵ Motions: G=Granted, D=Denied, P=Pending.

* This wiretap was terminated during 1995, but was not reported at that time because it was part of an ongoing investigation.

**This wiretap was terminated during 1996, but was not reported at that time because it was part of an ongoing investigation.

TABLE B-1
STATE FLORIDA

REPORT BY JUDGES OF COURT AUTHORIZED INTERCEPTS OF WIRE, ORAL, OR ELECTRONIC COMMUNICATIONS
PURSUANT TO TITLE 18 U.S.C. 2519

A.O. Number	Authorizing Official		Offense Specified	Intercept		Date of Application and (Amendment)	Authorized Length		
	Judge	Prosecutor ¹		Type ²	Place ³		Original Order (Days)	Number of Extensions	Total Length (Days)
4TH JUDICIAL CIRCUIT (DUVAL)									
1	DAY	SHORSTEIN	RACKETEERING	P	S	10/15/1997	30	-	30
2	DAY	SHORSTEIN	RACKETEERING	E	O12	10/15/1997	30	-	30
3	DAY	SHORSTEIN	RACKETEERING	P	S	10/15/1997	30	-	30
4	DAY	SHORSTEIN	RACKETEERING	P	S	10/15/1997	30	-	30
5	DAY	SHORSTEIN	NARCOTICS	E	O12	10/15/1997	30	-	30
5TH JUDICIAL CIRCUIT (LAKE/MARION)									
1	THOMAS	KING	NARCOTICS	P	SO12	10/13/1997	30	-	30
11TH JUDICIAL CIRCUIT (DADE)									
1	ROTHENBERG	RUNDLE	RACKETEERING	PE	O8	12/26/1996	30	-	30
2	GLICK	RUNDLE	NARCOTICS	P	S	01/30/1997	30	1	60
3	GLICK	RUNDLE	NARCOTICS	P	SO12	01/30/1997	30	-	30
4	GLICK	RUNDLE	NARCOTICS	P	SO12	01/30/1997	30	-	30
5	GLICK	RUNDLE	NARCOTICS	P	S	03/07/1997	30	-	30
6	GLICK	RUNDLE	NARCOTICS	P	B	03/07/1997	30	-	30
7	CARNEY	RUNDLE	NARCOTICS	P	O8	04/07/1997	30	1	60
8	GLICK	RUNDLE	NARCOTICS	P	S	06/13/1997	30	-	30
9	GLICK	RUNDLE	NARCOTICS	P	O8	06/13/1997	30	-	30
10	ROTHENBERG	RUNDLE	RACKETEERING	P	S	08/12/1997	30	1	60
11	ROTHENBERG	RUNDLE	RACKETEERING	P	SO13	08/12/1997	30	1	60
12	ROTHENBERG	RUNDLE	RACKETEERING	P	O8	09/05/1997	30	-	30
13	SCOLA	RUNDLE	RACKETEERING	P	S	10/07/1997	30	-	30
14	SCOLA	RUNDLE	RACKETEERING	PE	O8	10/07/1997	30	-	30

¹ The prosecuting official authorized the filing of the application under provisions of the state's statute. (See Table 1 for this state's statutory citation.)

² Type: P=Phone Wire, M=Micro-Eavesdrop, E=Electronic, NR=Not Reported.

³ Place: S=Single Family Dwelling, A=Apartment, M=Multiple Dwelling, B=Business, R=Roving, O=Other.

Other: 6=Automobile/Van, 7=Briefcase, 8=Cellular/Mobile Phone, 9=Cemetery, 10=Closed Circuit TV, 11=Container, 12=Digital Display Pager, 13=Facsimile, 14=Garage/Parking Lot, 15=Hospital, 16=Hotel Room/Motel Room, 17=Jail, 18=Mobile Home/Trailer, 19=Package/Cargo, 20=Pay Phone, 21=Pen Register, 22=Prison, 23=Social Club, 24=Storage, 25=Telefax, 26=Courthouse, 27=Street, 28=Computer, 29=School.

**REPORT BY PROSECUTORS OF COURT AUTHORIZED INTERCEPTS OF WIRE, ORAL, OR ELECTRONIC COMMUNICATIONS
PURSUANT TO TITLE 18 U.S.C. 2519**

A.O. Number	Number Of Days in Operation ⁴	Average Intercepts per Day	Number of			Costs		Number of					
			Persons Intercepted	Intercepts	Incriminating Intercepts	Total Cost in \$	Other Than Manpower in \$	Arrests	Trials	Motions to Suppress Intercepts ⁵			Persons Convicted
										G	D	P	
4TH JUDICIAL CIRCUIT (DUVAL)													
1	14	14	17	193	2	28,500	3,500	5	-	-	-	-	-
2	5	13	1	66	1	28,500	3,500	RELATED TO NO. 1					
3	26	22	25	584	37	28,500	3,500	RELATED TO NO. 1					
4	26	39	39	1,005	73	28,500	3,500	RELATED TO NO. 1					
5	NI	-	-	-	-	-	-	-	-	-	-	-	-
5TH JUDICIAL CIRCUIT (LAKE/MARION)													
1	29	81	2,848	2,341	435	-	-	17	-	-	-	-	2
11TH JUDICIAL CIRCUIT (DADE)													
1	30	62	1	1,867	1,029	125,000	-	-	-	-	-	-	-
2	54	57	150	3,100	202	55,536	-	11	-	-	-	-	-
3	30	33	400	1,000	300	RELATED TO NO. 2							
4	30	33	400	1,000	300	RELATED TO NO. 2							
5	30	57	60	1,700	100	RELATED TO NO. 2		10	-	-	-	-	-
6	30	83	150	2,500	100	RELATED TO NO. 2		RELATED TO NO. 5					
7	60	28	150	1,700	200	RELATED TO NO. 2		11	-	-	-	-	-
8	30	50	150	1,500	70	RELATED TO NO. 2		7	-	-	-	-	-
9	30	14	50	419	70	RELATED TO NO. 2		RELATED TO NO. 8					
10	60	134	30	8,054	2,371	90,000	10,000	11	-	-	-	-	-
11	60	22	14	1,338	95	RELATED TO NO. 10							
12	30	34	30	1,014	218	RELATED TO NO. 10							
13	13	71	1	917	75	91,800	5,946	6	-	-	-	-	-
14	13	46	1	594	193	RELATED TO NO. 13							

⁴ NI in this column indicates Never Installed. I in this column indicates Installed But Never Used. NP in this column indicates No Prosecutor's Report.

⁵ Motions: G=Granted, D=Denied, P=Pending.

* This wiretap was terminated during 1995, but was not reported at that time because it was part of an ongoing investigation.

**This wiretap was terminated during 1996, but was not reported at that time because it was part of an ongoing investigation.

TABLE B-1
STATE FLORIDA

REPORT BY JUDGES OF COURT AUTHORIZED INTERCEPTS OF WIRE, ORAL, OR ELECTRONIC COMMUNICATIONS
PURSUANT TO TITLE 18 U.S.C. 2519

A.O. Number	Authorizing Official		Offense Specified	Intercept		Date of Application and (Amendment)	Authorized Length		
	Judge	Prosecutor ¹		Type ²	Place ³		Original Order (Days)	Number of Extensions	Total Length (Days)
13TH JUDICIAL CIRCUIT (HILLSBOROUGH)									
1	HOLDER	COE	GAMBLING	PE	SO8	12/30/1996	30	-	30
2	BONANNO	COE	NARCOTICS	PE	SO8	02/03/1997	30	-	30
3	FOSTER	COE	NARCOTICS	PE	SO8	03/31/1997	30	1	41
4	GRECO	COE	OTHER	E	O10	10/06/1997	30	-	30
3**	LITTLE	COE	NARCOTICS	PE	SO8	06/07/1996	30	-	30
4**	GRECO	COE	NARCOTICS	P	S	10/17/1996	30	1	60
15TH JUDICIAL CIRCUIT (PALM BEACH)									
1	GARRISON	KRISCHER	RACKETEERING	P	S	10/31/1997	30	-	30
2	GARRISON	KRISCHER	RACKETEERING	P	S	10/31/1997	30	-	30
1**	ALVAREZ	DRISCOLL	MURDER	P	A	04/12/1996	12	-	12
2**	MARTIN	KRISCHER	RACKETEERING	P	S	04/25/1996	30	-	30
3**	MARTIN	KRISCHER	RACKETEERING	P	S	04/25/1996	30	-	30
4**	MARTIN	KRISCHER	RACKETEERING	P	S	04/25/1996	30	-	30
17TH JUDICIAL CIRCUIT (BROWARD)									
1	DIMITROULEAS	SATZ	RACKETEERING	PE	BO13,O21	11/14/1997	30	-	30
2	DIMITROULEAS	SATZ	RACKETEERING	PE	BO13,O21	11/14/1997	30	-	30
18TH JUDICIAL CIRCUIT (BREVARD/SEMINOLE)									
1	LESTER	WOLFINGER	NARCOTICS	P	B	10/17/1997	30	1	60
2	LESTER	WOLFINGER	NARCOTICS	P	B	10/17/1997	30	1	60
3	LESTER	WOLFINGER	NARCOTICS	P	S	10/17/1997	30	1	60
4	LESTER	WOLFINGER	NARCOTICS	P	S	10/17/1997	30	1	60
5	LESTER	WOLFINGER	NARCOTICS	P	B	10/17/1997	30	1	60

¹ The prosecuting official authorized the filing of the application under provisions of the state's statute. (See Table 1 for this state's statutory citation.)

² Type: P=Phone Wire, M=Micro-Eavesdrop, E=Electronic, NR=Not Reported.

³ Place: S=Single Family Dwelling, A=Apartment, M=Multiple Dwelling, B=Business, R=Roving, O=Other.

Other: 6=Automobile/Van, 7=Briefcase, 8=Cellular/Mobile Phone, 9=Cemetery, 10=Closed Circuit TV, 11=Container, 12=Digital Display Pager, 13=Facsimile, 14=Garage/Parking Lot, 15=Hospital, 16=Hotel Room/Motel Room, 17=Jail, 18=Mobile Home/Trailer, 19=Package/Cargo, 20=Pay Phone, 21=Pen Register, 22=Prison, 23=Social Club, 24=Storage, 25=Telefax, 26=Courthouse, 27=Street, 28=Computer, 29=School.

**REPORT BY PROSECUTORS OF COURT AUTHORIZED INTERCEPTS OF WIRE, ORAL, OR ELECTRONIC COMMUNICATIONS
PURSUANT TO TITLE 18 U.S.C. 2519**

A.O. Number	Number Of Days in Operation ⁴	Average Intercepts per Day	Number of			Costs		Number of					
			Persons Intercepted	Intercepts	Incriminating Intercepts	Total Cost in \$	Other Than Manpower in \$	Arrests	Trials	Motions to Suppress Intercepts ⁵			Persons Convicted
										G	D	P	
13TH JUDICIAL CIRCUIT (HILLSBOROUGH)													
1	30	115	117	3,445	2,423	53,610	2,700	15	-	-	-	-	-
2	27	159	10	4,285	246	67,411	3,782	8	-	-	-	-	2
3	41	69	4	2,822	34	156,400	650	-	-	-	-	-	-
4	30	-	1	1	1	5,000	-	-	-	-	-	-	-
3**	4	31	25	125	35	221,030	11,630	15	-	1	-	-	-
4**	58	8	10	461	21	116,054	3,106	7	-	-	-	-	-
15TH JUDICIAL CIRCUIT (PALM BEACH)													
1	23	18	22	423	34	RELATED TO NO. 2							
2	23	53	51	1,230	770	32,899	4,149	2	-	-	-	-	-
1**	12	2	18	19	1	1,500	500	1	-	-	-	-	-
2**	15	184	138	2,760	1,153	RELATED TO NO. 4**							
3**	15	95	71	1,431	188	RELATED TO NO. 4**							
4**	15	57	43	849	440	26,861	5,265	1	-	-	-	-	-
17TH JUDICIAL CIRCUIT (BROWARD)													
1	29	91	107	2,636	1,348	-	-	-	-	-	-	-	-
2	NP	-	-	-	-	-	-	-	-	-	-	-	-
18TH JUDICIAL CIRCUIT (BREVARD/SEMINOLE)													
1	36	48	1,016	1,729	126	-	-	12	-	-	-	-	-
2	36	5	73	166	6	-	-	RELATED TO NO. 1					
3	36	17	247	610	10	-	-	RELATED TO NO. 1					
4	36	16	209	563	46	-	-	RELATED TO NO. 1					
5	13	3	20	42	-	-	-	RELATED TO NO. 1					

⁴ NI in this column indicates Never Installed. I in this column indicates Installed But Never Used. NP in this column indicates No Prosecutor's Report.

⁵ Motions: G=Granted, D=Denied, P=Pending.

* This wiretap was terminated during 1995, but was not reported at that time because it was part of an ongoing investigation.

**This wiretap was terminated during 1996, but was not reported at that time because it was part of an ongoing investigation.

TABLE B-1
STATE FLORIDA

REPORT BY JUDGES OF COURT AUTHORIZED INTERCEPTS OF WIRE, ORAL, OR ELECTRONIC COMMUNICATIONS
PURSUANT TO TITLE 18 U.S.C. 2519

A.O. Number	Authorizing Official		Offense Specified	Intercept		Date of Application and (Amendment)	Authorized Length		
	Judge	Prosecutor ¹		Type ²	Place ³		Original Order (Days)	Number of Extensions	Total Length (Days)
19TH JUDICIAL CIRCUIT (SAINT LUCIE)									
1	WALSH	COLTON	RACKETEERING	P	S	01/21/1997	30	1	60
2	WALSH	COLTON	RACKETEERING	P	S	02/07/1997	30	-	30
3	SCHACK	COLTON	NARCOTICS	P	S	11/19/1997	30	-	30
4	SCHACK	COLTON	NARCOTICS	P	S	11/19/1997	30	-	30

¹The prosecuting official authorized the filing of the application under provisions of the state's statute. (See Table 1 for this state's statutory citation.)

²Type: P=Phone Wire, M=Micro-Eavesdrop, E=Electronic, NR=Not Reported.

³Place: S=Single Family Dwelling, A=Apartment, M=Multiple Dwelling, B=Business, R=Roving, O=Other.

Other: 6=Automobile/Van, 7=Briefcase, 8=Cellular/Mobile Phone, 9=Cemetery, 10=Closed Circuit TV, 11=Container, 12=Digital Display Pager, 13=Facsimile, 14=Garage/Parking Lot, 15=Hospital, 16=Hotel Room/Motel Room, 17=Jail, 18=Mobile Home/Trailer, 19=Package/Cargo, 20=Pay Phone, 21=Pen Register, 22=Prison, 23=Social Club, 24=Storage, 25=Telefax, 26=Courthouse, 27=Street, 28=Computer, 29=School.

**REPORT BY PROSECUTORS OF COURT AUTHORIZED INTERCEPTS OF WIRE, ORAL, OR ELECTRONIC COMMUNICATIONS
PURSUANT TO TITLE 18 U.S.C. 2519**

A.O. Number	Number Of Days in Oper- ation ⁴	Average Inter- cepts per Day	Number of			Costs		Number of					
			Persons Inter- cepted	Intercepts	Incrim- inating Intercepts	Total Cost in \$	Other Than Manpower in \$	Arrests	Trials	Motions to Suppress Intercepts ⁵			Persons Con- victed
										G	D	P	
19TH JUDICIAL CIRCUIT (SAINT LUCIE)													
1	33	13	47	432	42	-	-	14	-	-	-	-	-
2	16	2	5	36	5	-	-	RELATED TO NO. 1					
3	NP	-	-	-	-	-	-	-	-	-	-	-	-
4	NP	-	-	-	-	-	-	-	-	-	-	-	-

⁴ NI in this column indicates Never Installed. I in this column indicates Installed But Never Used. NP in this column indicates No Prosecutor's Report.

⁵ Motions: G=Granted, D=Denied, P=Pending.

* This wiretap was terminated during 1995, but was not reported at that time because it was part of an ongoing investigation.

**This wiretap was terminated during 1996, but was not reported at that time because it was part of an ongoing investigation.

**TABLE B-1
STATE GEORGIA**

**REPORT BY JUDGES OF COURT AUTHORIZED INTERCEPTS OF WIRE, ORAL, OR ELECTRONIC COMMUNICATIONS
PURSUANT TO TITLE 18 U.S.C. 2519**

A.O. Number	Authorizing Official		Offense Specified	Intercept		Date of Application and (Amendment)	Authorized Length		
	Judge	Prosecutor ¹		Type ²	Place ³		Original Order (Days)	Number of Extensions	Total Length (Days)
BIBB									
1	WILCOX	WESTON	NARCOTICS	P	S	01/14/1997	20	1	30
2	WILCOX	WESTON	NARCOTICS	P	S	01/29/1997	20	-	20
3	WILCOX	WESTON	NARCOTICS	P	A	08/29/1997	20	-	20
4	WILCOX	WESTON	NARCOTICS	P	S	10/06/1997	20	-	20
5	WILCOX	WESTON	NARCOTICS	P	S	10/06/1997	20	-	20
CHATHAM									
1	KARPF	LAWTON	GAMBLING	P	S	12/03/1997	20	-	20
FLOYD									
1	WALTHER	COLSTON	NARCOTICS	P	S	03/10/1997	20	1	40
2	WALTHER	COLSTON	NARCOTICS	P	S	03/10/1997	20	1	40
GWINNETT									
1	CLARK	PORTER	NARCOTICS	PE	BO12	01/31/1997	20	1	40
2	CLARK	PORTER	NARCOTICS	P	A	02/10/1997	20	-	20
3	CLARK	PORTER	NARCOTICS	P	S	02/18/1997	20	-	20
ROCKDALE									
1	VAUGHN	CUSTER	NARCOTICS	P	SB	03/15/1997	20	1	40
2	VAUGHN	CUSTER	NARCOTICS	P	O8	03/28/1997	20	-	20
3	VAUGHN	CUSTER	NARCOTICS	P	O18	09/03/1997	20	-	20
4	VAUGHN	CUSTER	NARCOTICS	P	S	09/19/1997	20	-	20
5	VAUGHN	CUSTER	NARCOTICS	P	O8	09/19/1997	20	-	20
6	VAUGHN	CUSTER	NARCOTICS	P	O8	10/07/1997	20	-	20
TROUP									
1	KEEBLE	SKANDALAKIS	NARCOTICS	P	SA	05/16/1997	20	1	41

¹ The prosecuting official authorized the filing of the application under provisions of the state's statute. (See Table 1 for this state's statutory citation.)

² Type: P=Phone Wire, M=Micro-Eavesdrop, E=Electronic, NR=Not Reported.

³ Place: S=Single Family Dwelling, A=Apartment, M=Multiple Dwelling, B=Business, R=Roving, O=Other.

Other: 6=Automobile/Van, 7=Briefcase, 8=Cellular/Mobile Phone, 9=Cemetery, 10=Closed Circuit TV, 11=Container, 12=Digital Display Pager, 13=Facsimile, 14=Garage/Parking Lot, 15=Hospital, 16=Hotel Room/Motel Room, 17=Jail, 18=Mobile Home/Trailer, 19=Package/Cargo, 20=Pay Phone, 21=Pen Register, 22=Prison, 23=Social Club, 24=Storage, 25=Telefax, 26=Courthouse, 27=Street, 28=Computer, 29=School.

**REPORT BY PROSECUTORS OF COURT AUTHORIZED INTERCEPTS OF WIRE, ORAL, OR ELECTRONIC COMMUNICATIONS
PURSUANT TO TITLE 18 U.S.C. 2519**

A.O. Number	Number Of Days in Operation ⁴	Average Intercepts per Day	Number of			Costs		Number of					
			Persons Intercepted	Intercepts	Incriminating Intercepts	Total Cost in \$	Other Than Manpower in \$	Arrests	Trials	Motions to Suppress Intercepts ⁵			Persons Convicted
										G	D	P	
BIBB													
1	30	20	30	595	60	-	-	6	-	-	-	-	2
2	5	12	12	58	-	-	-	-	-	-	-	-	-
3	5	208	60	1,042	400	-	-	3	-	-	-	-	2
4	20	82	25	1,632	200	-	-	1	-	-	-	-	-
5	20	82	25	1,632	200	-	-	1	-	-	-	-	-
CHATHAM													
1	10	50	25	502	422	23,549	17,673	-	-	-	-	-	-
FLOYD													
1	30	21	22	618	4	31,380	3,300	-	-	-	-	-	-
2	30	62	29	1,872	-	RELATED TO NO. 1							-
GWINNETT													
1	30	50	7	1,511	157	189,210	2,650	17	-	-	-	10	-
2	19	80	7	1,511	157	RELATED TO NO. 1							-
3	11	137	6	1,511	158	RELATED TO NO. 1							-
ROCKDALE													
1	34	123	5,400	4,191	34	40,000	5,000	11	-	-	-	1	-
2	18	39	1,100	693	57	RELATED TO NO. 1							-
3	16	48	1,200	770	63	50,000	5,000	RELATED TO NO. 1					-
4	14	39	920	552	22	RELATED TO NO. 3							-
5	14	18	420	256	22	RELATED TO NO. 3							-
6	18	16	280	284	23	RELATED TO NO. 3							-
TROUP													
1	14	57	1,586	793	10	-	-	7	-	-	-	-	-

⁴ NI in this column indicates Never Installed. I in this column indicates Installed But Never Used. NP in this column indicates No Prosecutor's Report.

⁵ Motions: G=Granted, D=Denied, P=Pending.

* This wiretap was terminated during 1995, but was not reported at that time because it was part of an ongoing investigation.

**This wiretap was terminated during 1996, but was not reported at that time because it was part of an ongoing investigation.

TABLE B-1
STATE ILLINOIS

REPORT BY JUDGES OF COURT AUTHORIZED INTERCEPTS OF WIRE, ORAL, OR ELECTRONIC COMMUNICATIONS
PURSUANT TO TITLE 18 U.S.C. 2519

A.O. Number	Authorizing Official		Offense Specified	Intercept		Date of Application and (Amendment)	Authorized Length		
	Judge	Prosecutor ¹		Type ²	Place ³		Original Order (Days)	Number of Extensions	Total Length (Days)
KENDALL									
1	WILSON	MCCANN	NARCOTICS	M	S	06/17/1997	10	1	20
MOULTRIE									
1	FLANNELL	WILLIS	NARCOTICS	M	S	06/26/1997	10	-	10
2	FLANNELL	WILLIS	NARCOTICS	M	A	08/28/1997	10	1	20
3	FLANNELL	WILLIS	NARCOTICS	M	S	12/02/1997	10	-	10
4	FLANNELL	WILLIS	NARCOTICS	M	S	12/10/1997	10	-	10
ROCK ISLAND									
1	STENDEL	DOUGLAS	NARCOTICS	PM	R	01/03/1997	10	-	10
2	STENDEL	DOUGLAS	OTHER	M	S	02/21/1997	10	-	10
3	TABER	DOUGLAS	MURDER	M	O6	07/21/1997	10	-	10
4	VANDERSNICK	DOUGLAS	OTHER	P	SB	08/26/1997	9	-	9
5	O'SHEA	DOUGLAS	NARCOTICS	M	S	10/17/1997	10	-	10
6	TEROS	DOUGLAS	OTHER	P	S	11/13/1997	10	-	10
7	TEROS	DOUGLAS	THEFT	M	SM	12/18/1997	4	-	4
WASHINGTON									
1	KARMEIER	HATCH	NARCOTICS	M	SRO14	01/15/1997	10	-	10
2	KARMEIER	HATCH	NARCOTICS	M	ABR	01/23/1997	10	-	10
3	KARMEIER	HATCH	NARCOTICS	M	R	04/02/1997	10	-	10
4	KARMEIER	HATCH	OTHER	M	SR	09/22/1997	10	-	10
5	KARMEIER	HATCH	NARCOTICS	M	SR	10/16/1997	10	-	10

¹ The prosecuting official authorized the filing of the application under provisions of the state's statute. (See Table 1 for this state's statutory citation.)

² Type: P=Phone Wire, M=Micro-Eavesdrop, E=Electronic, NR=Not Reported.

³ Place: S=Single Family Dwelling, A=Apartment, M=Multiple Dwelling, B=Business, R=Roving, O=Other.

Other: 6=Automobile/Van, 7=Briefcase, 8=Cellular/Mobile Phone, 9=Cemetery, 10=Closed Circuit TV, 11=Container, 12=Digital Display Pager, 13=Facsimile, 14=Garage/Parking Lot, 15=Hospital, 16=Hotel Room/Motel Room, 17=Jail, 18=Mobile Home/Trailer, 19=Package/Cargo, 20=Pay Phone, 21=Pen Register, 22=Prison, 23=Social Club, 24=Storage, 25=Telefax, 26=Courthouse, 27=Street, 28=Computer, 29=School.

**REPORT BY PROSECUTORS OF COURT AUTHORIZED INTERCEPTS OF WIRE, ORAL, OR ELECTRONIC COMMUNICATIONS
PURSUANT TO TITLE 18 U.S.C. 2519**

A.O. Number	Number Of Days in Operation ⁴	Average Intercepts per Day	Number of			Costs		Number of					
			Persons Intercepted	Intercepts	Incriminating Intercepts	Total Cost in \$	Other Than Manpower in \$	Arrests	Trials	Motions to Suppress Intercepts ⁵			Persons Convicted
										G	D	P	
KENDALL													
1	10	2	1	19	19	-	-	3	-	-	-	-	-
MOULTRIE													
1	NI	-	-	-	-	-	-	-	-	-	-	-	-
2	2	1	2	2	2	-	-	-	-	-	-	-	-
3	1	1	2	1	1	-	-	-	-	-	-	-	-
4	1	1	2	1	1	-	-	-	-	-	-	-	-
ROCK ISLAND													
1	NI	-	-	-	-	-	-	-	-	-	-	-	-
2	2	2	1	3	3	126	6	2	1	-	-	-	2
3	NI	-	-	-	-	-	-	-	-	-	-	-	-
4	1	2	1	2	2	138	-	1	-	-	-	-	1
5	NI	-	-	-	-	-	-	-	-	-	-	-	-
6	NI	-	-	-	-	-	-	-	-	-	-	-	-
7	4	1	2	4	4	-	-	-	-	-	-	-	-
WASHINGTON													
1	10	-	4	4	4	500	20	1	-	-	-	-	1
2	10	-	3	4	4	400	20	1	-	-	-	-	1
3	10	-	-	-	-	-	-	-	-	-	-	-	-
4	NI	-	-	-	-	-	-	-	-	-	-	-	-
5	10	-	1	1	1	200	10	-	-	-	-	-	-

⁴ NI in this column indicates Never Installed. I in this column indicates Installed But Never Used. NP in this column indicates No Prosecutor's Report.

⁵ Motions: G=Granted, D=Denied, P=Pending.

* This wiretap was terminated during 1995, but was not reported at that time because it was part of an ongoing investigation.

**This wiretap was terminated during 1996, but was not reported at that time because it was part of an ongoing investigation.

TABLE B-1
STATE LOUISIANA

REPORT BY JUDGES OF COURT AUTHORIZED INTERCEPTS OF WIRE, ORAL, OR ELECTRONIC COMMUNICATIONS
PURSUANT TO TITLE 18 U.S.C. 2519

A.O. Number	Authorizing Official		Offense Specified	Intercept		Date of Application and (Amendment)	Authorized Length		
	Judge	Prosecutor ¹		Type ²	Place ³		Original Order (Days)	Number of Extensions	Total Length (Days)
JEFFERSON									
1	MCMANUS	CONNICK	RACKETEERING	P	S	07/10/1997	30	-	30
ORLEANS									
1	CANNIZARO	CONNICK	RACKETEERING	P	A	07/30/1997	30	-	30

¹ The prosecuting official authorized the filing of the application under provisions of the state's statute. (See Table 1 for this state's statutory citation.)

² Type: P=Phone Wire, M=Micro-Eavesdrop, E=Electronic, NR=Not Reported.

³ Place: S=Single Family Dwelling, A=Apartment, M=Multiple Dwelling, B=Business, R=Roving, O=Other.

Other: 6=Automobile/Van, 7=Briefcase, 8=Cellular/Mobile Phone, 9=Cemetery, 10=Closed Circuit TV, 11=Container, 12=Digital Display Pager, 13=Facsimile, 14=Garage/Parking Lot, 15=Hospital, 16=Hotel Room/Motel Room, 17=Jail, 18=Mobile Home/Trailer, 19=Package/Cargo, 20=Pay Phone, 21=Pen Register, 22=Prison, 23=Social Club, 24=Storage, 25=Telefax, 26=Courthouse, 27=Street, 28=Computer, 29=School.

**REPORT BY PROSECUTORS OF COURT AUTHORIZED INTERCEPTS OF WIRE, ORAL, OR ELECTRONIC COMMUNICATIONS
PURSUANT TO TITLE 18 U.S.C. 2519**

A.O. Number	Number Of Days in Oper- ation ⁴	Average Inter- cepts per Day	Number of			Costs		Number of					
			Persons Inter- cepted	Intercepts	Incrim- inating Intercepts	Total Cost in \$	Other Than Manpower in \$	Arrests	Trials	Motions to Suppress Intercepts ⁵			Persons Con- victed
										G	D	P	
JEFFERSON													
1	30	90	45	2,686	200	15,300	900	18	-	-	-	-	10
ORLEANS													
1	14	99	43	1,385	198	10,380	1,000	15	-	-	-	-	-

⁴ NI in this column indicates Never Installed. I in this column indicates Installed But Never Used. NP in this column indicates No Prosecutor's Report.

⁵ Motions: G=Granted, D=Denied, P=Pending.

* This wiretap was terminated during 1995, but was not reported at that time because it was part of an ongoing investigation.

**This wiretap was terminated during 1996, but was not reported at that time because it was part of an ongoing investigation.

TABLE B-1
STATE MARYLAND

REPORT BY JUDGES OF COURT AUTHORIZED INTERCEPTS OF WIRE, ORAL, OR ELECTRONIC COMMUNICATIONS
PURSUANT TO TITLE 18 U.S.C. 2519

A.O. Number	Authorizing Official		Offense Specified	Intercept		Date of Application and (Amendment)	Authorized Length		
	Judge	Prosecutor ¹		Type ²	Place ³		Original Order (Days)	Number of Extensions	Total Length (Days)
BALTIMORE									
1	TURNBULL	O'CONNOR	NARCOTICS	P	S	02/06/1997	30	1	57
2	TURNBULL	O'CONNOR	NARCOTICS	P	A	02/06/1997	30	-	30
3	TURNBULL	O'CONNOR	NARCOTICS	E	O12	02/24/1997	23	1	39
4	TURNBULL	O'CONNOR	NARCOTICS	E	O8	02/24/1997	3	-	3
5	TURNBULL	O'CONNOR	NARCOTICS	E	O12	02/24/1997	23	1	39
6	TURNBULL	O'CONNOR	NARCOTICS	E	O12	02/24/1997	23	1	39
7	TURNBULL	O'CONNOR	NARCOTICS	E	O12	03/10/1997	25	-	25
8	TURNBULL	O'CONNOR	NARCOTICS	P	A	03/19/1997	10	-	10
9	TURNBULL	O'CONNOR	NARCOTICS	E	O8	03/19/1997	30	-	30
10	TURNBULL	O'CONNOR	NARCOTICS	P	O8	03/21/1997	14	-	14
11	TURNBULL	O'CONNOR	NARCOTICS	E	O8	04/02/1997	3	-	3
12	TURNBULL	KANE	NARCOTICS	P	S	05/15/1997	23	2	76
13	KERR-HOWE	O'CONNOR	NARCOTICS	P	S	10/30/1997	30	1	60
14	KERR-HOWE	O'CONNOR	NARCOTICS	P	S	10/30/1997	30	-	30
15	KERR-HOWE	O'CONNOR	NARCOTICS	E	SO12	10/30/1997	30	1	60
16	KERR-HOWE	O'CONNOR	NARCOTICS	P	S	11/05/1997	30	-	30
17	KERR-HOWE	O'CONNOR	NARCOTICS	P	S	11/18/1997	30	-	30
18	KERR-HOWE	O'CONNOR	NARCOTICS	P	S	11/18/1997	30	-	30
19	KERR-HOWE	O'CONNOR	NARCOTICS	PE	S	11/18/1997	30	-	30
BALTIMORE CITY									
1	BROWN	JESSAMY	NARCOTICS	P	S	11/03/1997	30	-	30
2	BROWN	JESSAMY	NARCOTICS	P	A	11/21/1997	30	-	30
3	BROWN	JESSAMY	NARCOTICS	E	O12	11/21/1997	30	-	30
4	BROWN	JESSAMY	NARCOTICS	E	O12	11/21/1997	30	-	30
1**	PREVAS	JESSAMY	MURDER	P	S	04/30/1996	25	2	72

¹ The prosecuting official authorized the filing of the application under provisions of the state's statute. (See Table 1 for this state's statutory citation.)

² Type: P=Phone Wire, M=Micro-Eavesdrop, E=Electronic, NR=Not Reported.

³ Place: S=Single Family Dwelling, A=Apartment, M=Multiple Dwelling, B=Business, R=Roving, O=Other.

Other: 6=Automobile/Van, 7=Briefcase, 8=Cellular/Mobile Phone, 9=Cemetery, 10=Closed Circuit TV, 11=Container, 12=Digital Display Pager, 13=Facsimile, 14=Garage/Parking Lot, 15=Hospital, 16=Hotel Room/Motel Room, 17=Jail, 18=Mobile Home/Trailer, 19=Package/Cargo, 20=Pay Phone, 21=Pen Register, 22=Prison, 23=Social Club, 24=Storage, 25=Telefax, 26=Courthouse, 27=Street, 28=Computer, 29=School.

**REPORT BY PROSECUTORS OF COURT AUTHORIZED INTERCEPTS OF WIRE, ORAL, OR ELECTRONIC COMMUNICATIONS
PURSUANT TO TITLE 18 U.S.C. 2519**

A.O. Number	Number Of Days in Operation ⁴	Average Intercepts per Day	Number of			Costs		Number of					
			Persons Intercepted	Intercepts	Incriminating Intercepts	Total Cost in \$	Other Than Manpower in \$	Arrests	Trials	Motions to Suppress Intercepts ⁵			Persons Convicted
										G	D	P	
BALTIMORE													
1	57	114	200	6,474	500	165,000	10,000	3	-	-	-	1	-
2	30	124	100	3,723	150	RELATED TO NO. 1							
3	39	31	100	1,200	-	RELATED TO NO. 1							
4	3	20	20	59	15	RELATED TO NO. 1							
5	39	35	1	1,346	-	RELATED TO NO. 1							
6	39	18	200	706	-	RELATED TO NO. 1							
7	25	12	300	300	-	RELATED TO NO. 1							
8	10	64	50	639	100	RELATED TO NO. 1							
9	NI	-	-	-	-	-	-	-	-	-	-	-	-
10	14	55	150	769	200	RELATED TO NO. 1							
11	3	4	2	13	3	RELATED TO NO. 1							
12	76	38	140	2,858	280	RELATED TO NO. 1							
13	42	32	200	1,343	96	RELATED TO NO. 15							
14	1	46	10	46	3	1,200	200	-	-	-	-	-	-
15	34	18	1	616	95	250,700	700	-	-	-	-	-	-
16	28	42	150	1,189	12	RELATED TO NO. 15							
17	20	11	40	224	60	RELATED TO NO. 15							
18	20	48	200	960	41	RELATED TO NO. 15							
19	21	2	20	47	5	RELATED TO NO. 15							
BALTIMORE CITY													
1	16	28	890	445	144	21,985	4,650	8	-	-	-	1	-
2	21	28	1,186	593	21	RELATED TO NO. 1							
3	14	13	356	178	15	RELATED TO NO. 1							
4	15	8	125	125	-	RELATED TO NO. 1							
1**	72	30	1,179	2,172	143	23,490	6,711	30	19	-	11	-	19

⁴ NI in this column indicates Never Installed. I in this column indicates Installed But Never Used. NP in this column indicates No Prosecutor's Report.

⁵ Motions: G=Granted, D=Denied, P=Pending.

* This wiretap was terminated during 1995, but was not reported at that time because it was part of an ongoing investigation.

**This wiretap was terminated during 1996, but was not reported at that time because it was part of an ongoing investigation.

TABLE B-1
STATE MARYLAND

REPORT BY JUDGES OF COURT AUTHORIZED INTERCEPTS OF WIRE, ORAL, OR ELECTRONIC COMMUNICATIONS
PURSUANT TO TITLE 18 U.S.C. 2519

A.O. Number	Authorizing Official		Offense Specified	Intercept		Date of Application and (Amendment)	Authorized Length		
	Judge	Prosecutor ¹		Type ²	Place ³		Original Order (Days)	Number of Extensions	Total Length (Days)
HARFORD									
1	WALDRON	CASSILLY	NARCOTICS	P	O8	04/11/1997	30	-	30
2	WALDRON	CASSILLY	NARCOTICS	P	S	04/11/1997	30	-	30
3	WALDRON	CASSILLY	NARCOTICS	E	O8	04/11/1997	30	-	30
4	WALDRON	CASSILLY	NARCOTICS	P	B	04/11/1997	30	-	30

¹The prosecuting official authorized the filing of the application under provisions of the state's statute. (See Table 1 for this state's statutory citation.)

²Type: P=Phone Wire, M=Micro-Eavesdrop, E=Electronic, NR=Not Reported.

³Place: S=Single Family Dwelling, A=Apartment, M=Multiple Dwelling, B=Business, R=Roving, O=Other.

Other: 6=Automobile/Van, 7=Briefcase, 8=Cellular/Mobile Phone, 9=Cemetery, 10=Closed Circuit TV, 11=Container, 12=Digital Display Pager, 13=Facsimile, 14=Garage/Parking Lot, 15=Hospital, 16=Hotel Room/Motel Room, 17=Jail, 18=Mobile Home/Trailer, 19=Package/Cargo, 20=Pay Phone, 21=Pen Register, 22=Prison, 23=Social Club, 24=Storage, 25=Telefax, 26=Courthouse, 27=Street, 28=Computer, 29=School.

REPORT BY PROSECUTORS OF COURT AUTHORIZED INTERCEPTS OF WIRE, ORAL, OR ELECTRONIC COMMUNICATIONS
PURSUANT TO TITLE 18 U.S.C. 2519

A.O. Number	Number Of Days in Operation ⁴	Average Intercepts per Day	Number of			Costs		Number of					
			Persons Intercepted	Intercepts	Incriminating Intercepts	Total Cost in \$	Other Than Manpower in \$	Arrests	Trials	Motions to Suppress Intercepts ⁵			Persons Convicted
										G	D	P	
HARFORD													
1	21	15	37	316	22	RELATED TO NO. 4							
2	26	92	110	2,404	351	RELATED TO NO. 4							
3	26	30	785	785	-	RELATED TO NO. 4							
4	26	73	110	1,909	189	42,690	5,190	42	-	-	-	-	-

⁴ NI in this column indicates Never Installed. I in this column indicates Installed But Never Used. NP in this column indicates No Prosecutor's Report.

⁵ Motions: G=Granted, D=Denied, P=Pending.

* This wiretap was terminated during 1995, but was not reported at that time because it was part of an ongoing investigation.

**This wiretap was terminated during 1996, but was not reported at that time because it was part of an ongoing investigation.

TABLE B-1
STATE MASSACHUSETTS

REPORT BY JUDGES OF COURT AUTHORIZED INTERCEPTS OF WIRE, ORAL, OR ELECTRONIC COMMUNICATIONS
PURSUANT TO TITLE 18 U.S.C. 2519

A.O. Number	Authorizing Official		Offense Specified	Intercept		Date of Application and (Amendment)	Authorized Length		
	Judge	Prosecutor ¹		Type ²	Place ³		Original Order (Days)	Number of Extensions	Total Length (Days)
SUFFOLK									
1	QUINLAN	HARSHBARGER	GAMBLING	P	S	01/27/1997	15	1	30
2	BANKS	HARSHBARGER	MURDER	M	O6	05/09/1997	15	-	15
STATE ATTORNEY GENERAL									
1*	ZOBEL	HARSHBARGER	LARCENY	P	S	12/05/1995	15	-	15
1**	BOHN	HARSHBARGER	NARCOTICS	P	A	02/20/1996	15	-	15
2**	BOHN	HARSHBARGER	NARCOTICS	P	A	03/13/1996	15	-	15

¹The prosecuting official authorized the filing of the application under provisions of the state's statute. (See Table 1 for this state's statutory citation.)

²Type: P=Phone Wire, M=Micro-Eavesdrop, E=Electronic, NR=Not Reported.

³Place: S=Single Family Dwelling, A=Apartment, M=Multiple Dwelling, B=Business, R=Roving, O=Other.

Other: 6=Automobile/Van, 7=Briefcase, 8=Cellular/Mobile Phone, 9=Cemetery, 10=Closed Circuit TV, 11=Container, 12=Digital Display Pager, 13=Facsimile, 14=Garage/Parking Lot, 15=Hospital, 16=Hotel Room/Motel Room, 17=Jail, 18=Mobile Home/Trailer, 19=Package/Cargo, 20=Pay Phone, 21=Pen Register, 22=Prison, 23=Social Club, 24=Storage, 25=Telefax, 26=Courthouse, 27=Street, 28=Computer, 29=School.

**REPORT BY PROSECUTORS OF COURT AUTHORIZED INTERCEPTS OF WIRE, ORAL, OR ELECTRONIC COMMUNICATIONS
PURSUANT TO TITLE 18 U.S.C. 2519**

A.O. Number	Number Of Days in Operation ⁴	Average Intercepts per Day	Number of			Costs		Arrests	Trials	Number of			Persons Convicted
			Persons Intercepted	Intercepts	Incriminating Intercepts	Total Cost in \$	Other Than Manpower in \$			Motions to Suppress Intercepts ⁵			
										G	D	P	
SUFFOLK													
1	30	17	12	500	250	10,000	-	8	-	-	8	-	2
2	5	1	2	5	5	5,000	-	-	-	-	-	-	-
STATE ATTORNEY GENERAL													
1*	11	91	209	1,000	850	25,000	-	4	-	-	-	3	1
1**	15	58	1,000	867	374	500,000	-	15	-	-	-	-	1
2**	12	27	500	324	289	RELATED TO NO. 1**							

⁴ NI in this column indicates Never Installed. I in this column indicates Installed But Never Used. NP in this column indicates No Prosecutor's Report.

⁵ Motions: G=Granted, D=Denied, P=Pending.

* This wiretap was terminated during 1995, but was not reported at that time because it was part of an ongoing investigation.

**This wiretap was terminated during 1996, but was not reported at that time because it was part of an ongoing investigation.

TABLE B-1
STATE MISSISSIPPI

REPORT BY JUDGES OF COURT AUTHORIZED INTERCEPTS OF WIRE, ORAL, OR ELECTRONIC COMMUNICATIONS
PURSUANT TO TITLE 18 U.S.C. 2519

A.O. Number	Authorizing Official		Offense Specified	Intercept		Date of Application and (Amendment)	Authorized Length		
	Judge	Prosecutor ¹		Type ²	Place ³		Original Order (Days)	Number of Extensions	Total Length (Days)
HARRISON									
1	TERRY	CARANNA	NARCOTICS	P	S	01/03/1997	30	-	30
2	TERRY	CARANNA	NARCOTICS	P	S	01/28/1997	30	-	30
3	TERRY	CARANNA	NARCOTICS	P	O8	01/28/1997	30	-	30
PONTOTOC									
1	FORD	YOUNG	NARCOTICS	P	S	11/17/1997	30	-	30

¹The prosecuting official authorized the filing of the application under provisions of the state's statute. (See Table 1 for this state's statutory citation.)

²Type: P=Phone Wire, M=Micro-Eavesdrop, E=Electronic, NR=Not Reported.

³Place: S=Single Family Dwelling, A=Apartment, M=Multiple Dwelling, B=Business, R=Roving, O=Other.

Other: 6=Automobile/Van, 7=Briefcase, 8=Cellular/Mobile Phone, 9=Cemetery, 10=Closed Circuit TV, 11=Container, 12=Digital Display Pager, 13=Facsimile, 14=Garage/Parking Lot, 15=Hospital, 16=Hotel Room/Motel Room, 17=Jail, 18=Mobile Home/Trailer, 19=Package/Cargo, 20=Pay Phone, 21=Pen Register, 22=Prison, 23=Social Club, 24=Storage, 25=Telefax, 26=Courthouse, 27=Street, 28=Computer, 29=School.

REPORT BY PROSECUTORS OF COURT AUTHORIZED INTERCEPTS OF WIRE, ORAL, OR ELECTRONIC COMMUNICATIONS
PURSUANT TO TITLE 18 U.S.C. 2519

A.O. Number	Number Of Days in Operation ⁴	Average Intercepts per Day	Number of			Costs		Number of					
			Persons Intercepted	Intercepts	Incriminating Intercepts	Total Cost in \$	Other Than Manpower in \$	Arrests	Trials	Motions to Suppress Intercepts ⁵			Persons Convicted
										G	D	P	
HARRISON													
1	16	118	200	1,885	291	12,884	2,900	2	-	-	-	-	-
2	11	66	82	729	54	4,525	950	2	-	-	-	-	-
3	6	14	51	83	13	4,525	950	2	-	-	-	-	-
PONTOTOC													
1	18	84	31	1,504	483	24,536	3,800	-	-	-	-	-	-

⁴ NI in this column indicates Never Installed. I in this column indicates Installed But Never Used. NP in this column indicates No Prosecutor's Report.

⁵ Motions: G=Granted, D=Denied, P=Pending.

* This wiretap was terminated during 1995, but was not reported at that time because it was part of an ongoing investigation.

**This wiretap was terminated during 1996, but was not reported at that time because it was part of an ongoing investigation.

TABLE B-1
STATE NEBRASKA

REPORT BY JUDGES OF COURT AUTHORIZED INTERCEPTS OF WIRE, ORAL, OR ELECTRONIC COMMUNICATIONS
PURSUANT TO TITLE 18 U.S.C. 2519

A.O. Number	Authorizing Official		Offense Specified	Intercept		Date of Application and (Amendment)	Authorized Length		
	Judge	Prosecutor ¹		Type ²	Place ³		Original Order (Days)	Number of Extensions	Total Length (Days)
DOUGLAS									
1	CARLSON	JANSEN	NARCOTICS	P	SBO8	01/06/1997	30	-	30
2	TROIA	JANSEN	MURDER	P	S	09/25/1997	30	-	30
LANCASTER									
1	MCGINN	LACEY	MURDER	M	S	01/08/1997	20	-	20
2	MERRITT	LACEY	MURDER	P	S	06/06/1997	30	-	30

¹The prosecuting official authorized the filing of the application under provisions of the state's statute. (See Table 1 for this state's statutory citation.)

²Type: P=Phone Wire, M=Micro-Eavesdrop, E=Electronic, NR=Not Reported.

³Place: S=Single Family Dwelling, A=Apartment, M=Multiple Dwelling, B=Business, R=Roving, O=Other.

Other: 6=Automobile/Van, 7=Briefcase, 8=Cellular/Mobile Phone, 9=Cemetery, 10=Closed Circuit TV, 11=Container, 12=Digital Display Pager, 13=Facsimile, 14=Garage/Parking Lot, 15=Hospital, 16=Hotel Room/Motel Room, 17=Jail, 18=Mobile Home/Trailer, 19=Package/Cargo, 20=Pay Phone, 21=Pen Register, 22=Prison, 23=Social Club, 24=Storage, 25=Telefax, 26=Courthouse, 27=Street, 28=Computer, 29=School.

**REPORT BY PROSECUTORS OF COURT AUTHORIZED INTERCEPTS OF WIRE, ORAL, OR ELECTRONIC COMMUNICATIONS
PURSUANT TO TITLE 18 U.S.C. 2519**

A.O. Number	Number Of Days in Operation ⁴	Average Intercepts per Day	Number of			Costs		Number of					
			Persons Intercepted	Intercepts	Incriminating Intercepts	Total Cost in \$	Other Than Manpower in \$	Arrests	Trials	Motions to Suppress Intercepts ⁵			Persons Convicted
										G	D	P	
DOUGLAS													
1	20	267	66	5,331	115	52,300	5,500	5	2	-	2	-	2
2	29	81	24	2,361	112	17,490	5,000	-	-	-	-	-	-
LANCASTER													
1	16	22	2	350	5	22,660	900	1	-	-	-	-	-
2	18	33	100	600	14	20,000	1,000	1	-	-	-	-	-

⁴ NI in this column indicates Never Installed. I in this column indicates Installed But Never Used. NP in this column indicates No Prosecutor's Report.

⁵ Motions: G=Granted, D=Denied, P=Pending.

* This wiretap was terminated during 1995, but was not reported at that time because it was part of an ongoing investigation.

**This wiretap was terminated during 1996, but was not reported at that time because it was part of an ongoing investigation.

TABLE B-1
STATE NEVADA

REPORT BY JUDGES OF COURT AUTHORIZED INTERCEPTS OF WIRE, ORAL, OR ELECTRONIC COMMUNICATIONS
PURSUANT TO TITLE 18 U.S.C. 2519

A.O. Number	Authorizing Official		Offense Specified	Intercept		Date of Application and (Amendment)	Authorized Length		
	Judge	Prosecutor ¹		Type ²	Place ³		Original Order (Days)	Number of Extensions	Total Length (Days)
CLARK									
1	LEAVITT	BELL	MURDER	PE	SO8	01/31/1997	30	-	30
2	LEAVITT	BELL	MURDER	PM	S	02/03/1997	30	-	30
3	LEAVITT	BELL	MURDER	P	S	04/10/1997	30	-	30
4	PORTER	BELL	MURDER	PM	AO17	06/27/1997	30	1	60
5	PORTER	BELL	MURDER	PM	S	07/03/1997	30	1	60
6	PORTER	BELL	MURDER	PE	O8	07/15/1997	30	1	60
7	PORTER	BELL	MURDER	PE	O8	07/19/1997	30	1	60
8	LEAVITT	BELL	MURDER	M	A	07/31/1997	30	-	30
9	LEAVITT	BELL	MURDER	P	A	08/08/1997	30	-	30
10	MOSLEY	BELL	MURDER	P	S	11/20/1997	30	-	30

¹The prosecuting official authorized the filing of the application under provisions of the state's statute. (See Table 1 for this state's statutory citation.)

²Type: P=Phone Wire, M=Micro-Eavesdrop, E=Electronic, NR=Not Reported.

³Place: S=Single Family Dwelling, A=Apartment, M=Multiple Dwelling, B=Business, R=Roving, O=Other.

Other: 6=Automobile/Van, 7=Briefcase, 8=Cellular/Mobile Phone, 9=Cemetery, 10=Closed Circuit TV, 11=Container, 12=Digital Display Pager, 13=Facsimile, 14=Garage/Parking Lot, 15=Hospital, 16=Hotel Room/Motel Room, 17=Jail, 18=Mobile Home/Trailer, 19=Package/Cargo, 20=Pay Phone, 21=Pen Register, 22=Prison, 23=Social Club, 24=Storage, 25=Telefax, 26=Courthouse, 27=Street, 28=Computer, 29=School.

REPORT BY PROSECUTORS OF COURT AUTHORIZED INTERCEPTS OF WIRE, ORAL, OR ELECTRONIC COMMUNICATIONS
PURSUANT TO TITLE 18 U.S.C. 2519

A.O. Number	Number Of Days in Operation ⁴	Average Intercepts per Day	Number of			Costs		Number of					
			Persons Intercepted	Intercepts	Incriminating Intercepts	Total Cost in \$	Other Than Manpower in \$	Arrests	Trials	Motions to Suppress Intercepts ⁵			Persons Convicted
										G	D	P	
CLARK													
1	8	17	20	136	-	13,830	500	-	-	-	-	-	-
2	8	4	2	29	-	RELATED TO NO. 1							
3	4	25	113	101	9	13,028	168	-	-	-	-	-	-
4	30	25	42	762	1	52,053	6,000	-	-	-	-	-	-
5	30	25	42	762	1	RELATED TO NO. 4							
6	30	25	42	762	1	RELATED TO NO. 4							
7	30	25	44	761	1	RELATED TO NO. 4							
8	7	3	101	24	-	6,960	1,200	-	-	-	-	-	-
9	7	4	15	29	2	RELATED TO NO. 8							
10	5	153	199	766	-	3,300	100	-	-	-	-	-	-

⁴ NI in this column indicates Never Installed. I in this column indicates Installed But Never Used. NP in this column indicates No Prosecutor's Report.

⁵ Motions: G=Granted, D=Denied, P=Pending.

* This wiretap was terminated during 1995, but was not reported at that time because it was part of an ongoing investigation.

**This wiretap was terminated during 1996, but was not reported at that time because it was part of an ongoing investigation.

TABLE B-1

STATE NEW HAMPSHIRE

**REPORT BY JUDGES OF COURT AUTHORIZED INTERCEPTS OF WIRE, ORAL, OR ELECTRONIC COMMUNICATIONS
PURSUANT TO TITLE 18 U.S.C. 2519**

A.O. Number	Authorizing Official		Offense Specified	Intercept		Date of Application and (Amendment)	Authorized Length		
	Judge	Prosecutor ¹		Type ²	Place ³		Original Order (Days)	Number of Extensions	Total Length (Days)
STATE ATTORNEY GENERAL									
1	MCGUIRE	HOWARD	NARCOTICS	P	S	01/31/1997	10	1	20
2	MCGUIRE	HOURAN	NARCOTICS	P	A	05/09/1997	10	1	20
3	FITZGERALD	MCLAUGHLIN	THEFT	P	S	05/28/1997	10	-	10
4	FITZGERALD	HOURAN	THEFT	P	S	06/25/1997	10	-	10

¹The prosecuting official authorized the filing of the application under provisions of the state's statute. (See Table 1 for this state's statutory citation.)

²Type: P=Phone Wire, M=Micro-Eavesdrop, E=Electronic, NR=Not Reported.

³Place: S=Single Family Dwelling, A=Apartment, M=Multiple Dwelling, B=Business, R=Roving, O=Other.

Other: 6=Automobile/Van, 7=Briefcase, 8=Cellular/Mobile Phone, 9=Cemetery, 10=Closed Circuit TV, 11=Container, 12=Digital Display Pager, 13=Facsimile, 14=Garage/Parking Lot, 15=Hospital, 16=Hotel Room/Motel Room, 17=Jail, 18=Mobile Home/Trailer, 19=Package/Cargo, 20=Pay Phone, 21=Pen Register, 22=Prison, 23=Social Club, 24=Storage, 25=Telefax, 26=Courthouse, 27=Street, 28=Computer, 29=School.

**REPORT BY PROSECUTORS OF COURT AUTHORIZED INTERCEPTS OF WIRE, ORAL, OR ELECTRONIC COMMUNICATIONS
PURSUANT TO TITLE 18 U.S.C. 2519**

A.O. Number	Number Of Days in Oper- ation ⁴	Average Inter- cepts per Day	Number of			Costs		Number of					
			Persons Inter- cepted	Intercepts	Incrim- inating Intercepts	Total Cost in \$	Other Than Manpower in \$	Arrests	Trials	Motions to Suppress Intercepts ⁵			Persons Con- victed
										G	D	P	
STATE ATTORNEY GENERAL													
1	20	15	189	295	29	90,736	2,063	-	-	-	-	-	-
2	20	35	328	701	29	28,758	1,700	-	-	-	-	-	-
3	NP	-	-	-	-	-	-	-	-	-	-	-	-
4	NP	-	-	-	-	-	-	-	-	-	-	-	-

⁴ NI in this column indicates Never Installed. I in this column indicates Installed But Never Used. NP in this column indicates No Prosecutor's Report.

⁵ Motions: G=Granted, D=Denied, P=Pending.

* This wiretap was terminated during 1995, but was not reported at that time because it was part of an ongoing investigation.

**This wiretap was terminated during 1996, but was not reported at that time because it was part of an ongoing investigation.

TABLE B-1
STATE NEW JERSEY

REPORT BY JUDGES OF COURT AUTHORIZED INTERCEPTS OF WIRE, ORAL, OR ELECTRONIC COMMUNICATIONS
PURSUANT TO TITLE 18 U.S.C. 2519

A.O. Number	Authorizing Official		Offense Specified	Intercept		Date of Application and (Amendment)	Authorized Length		
	Judge	Prosecutor ¹		Type ²	Place ³		Original Order (Days)	Number of Extensions	Total Length (Days)
BERGEN									
1	CIOLINO	BUCKLEY	GAMBLING	P	A	03/10/1997	30	-	30
2	CIOLINO	BUCKLEY	GAMBLING	P	A	03/10/1997	30	-	30
3	CIOLINO	BUCKLEY	GAMBLING	P	A	03/10/1997	30	-	30
4	FALCONE	SCHMIDT	GAMBLING	P	SO8	03/10/1997	30	3	120
5	FALCONE	SCHMIDT	GAMBLING	E	AO12	04/08/1997	30	2	90
6	FALCONE	SCHMIDT	NARCOTICS	P	O8	05/12/1997	30	-	30
7	CALLAHAN	SCHMIDT	NARCOTICS	P	S	05/13/1997	30	1	60
8	FALCONE	SCHMIDT	NARCOTICS	P	O8	06/05/1997	30	-	30
9	FALCONE	SCHMIDT	NARCOTICS	P	O8	06/05/1997	30	-	30
10	FALCONE	SCHMIDT	NARCOTICS	P	S	09/11/1997	20	1	30
11	FALCONE	SCHMIDT	NARCOTICS	P	B	11/03/1997	30	2	90
12	FALCONE	SCHMIDT	GAMBLING	P	O20	11/03/1997	30	-	30
BURLINGTON									
1	FEINBERG	STONE	NARCOTICS	E	O12	10/06/1997	20	1	30
CAMDEN									
1	STEINBERG	SOLOMON	NARCOTICS	E	O12	01/03/1997	30	1	60
2	STEINBERG	SOLOMON	NARCOTICS	E	O12	01/03/1997	30	1	60
3	STEINBERG	SOLOMON	NARCOTICS	E	O12	01/03/1997	30	1	60
4	STEINBERG	SOLOMON	NARCOTICS	E	O12	01/03/1997	30	-	30
5	STEINBERG	SOLOMON	NARCOTICS	P	S	02/19/1997	30	-	30
6	WILLIAMS	SOLOMON	NARCOTICS	E	O12	02/28/1997	30	-	30
7	STEINBERG	SOLOMON	NARCOTICS	E	O12	03/06/1997	30	2	90
8	STEINBERG	SOLOMON	NARCOTICS	E	O8	03/13/1997	30	-	30
9	STEINBERG	SOLOMON	NARCOTICS	E	O12	06/23/1997	30	1	60

¹ The prosecuting official authorized the filing of the application under provisions of the state's statute. (See Table 1 for this state's statutory citation.)

² Type: P=Phone Wire, M=Micro-Eavesdrop, E=Electronic, NR=Not Reported.

³ Place: S=Single Family Dwelling, A=Apartment, M=Multiple Dwelling, B=Business, R=Roving, O=Other.

Other: 6=Automobile/Van, 7=Briefcase, 8=Cellular/Mobile Phone, 9=Cemetery, 10=Closed Circuit TV, 11=Container, 12=Digital Display Pager, 13=Facsimile, 14=Garage/Parking Lot, 15=Hospital, 16=Hotel Room/Motel Room, 17=Jail, 18=Mobile Home/Trailer, 19=Package/Cargo, 20=Pay Phone, 21=Pen Register, 22=Prison, 23=Social Club, 24=Storage, 25=Telefax, 26=Courthouse, 27=Street, 28=Computer, 29=School.

REPORT BY PROSECUTORS OF COURT AUTHORIZED INTERCEPTS OF WIRE, ORAL, OR ELECTRONIC COMMUNICATIONS
PURSUANT TO TITLE 18 U.S.C. 2519

A.O. Number	Number Of Days in Operation ⁴	Average Intercepts per Day	Number of			Costs		Number of					
			Persons Intercepted	Intercepts	Incriminating Intercepts	Total Cost in \$	Other Than Manpower in \$	Arrests	Trials	Motions to Suppress Intercepts ⁵			Persons Convicted
										G	D	P	
BERGEN													
1	NP	-	-	-	-	-	-	-	-	-	-	-	-
2	NP	-	-	-	-	-	-	-	-	-	-	-	-
3	NP	-	-	-	-	-	-	-	-	-	-	-	-
4	NP	-	-	-	-	-	-	-	-	-	-	-	-
5	NP	-	-	-	-	-	-	-	-	-	-	-	-
6	NP	-	-	-	-	-	-	-	-	-	-	-	-
7	NP	-	-	-	-	-	-	-	-	-	-	-	-
8	NP	-	-	-	-	-	-	-	-	-	-	-	-
9	NP	-	-	-	-	-	-	-	-	-	-	-	-
10	NP	-	-	-	-	-	-	-	-	-	-	-	-
11	NP	-	-	-	-	-	-	-	-	-	-	-	-
12	NP	-	-	-	-	-	-	-	-	-	-	-	-
BURLINGTON													
1	NP	-	-	-	-	-	-	-	-	-	-	-	-
CAMDEN													
1	NP	-	-	-	-	-	-	-	-	-	-	-	-
2	NP	-	-	-	-	-	-	-	-	-	-	-	-
3	NP	-	-	-	-	-	-	-	-	-	-	-	-
4	NP	-	-	-	-	-	-	-	-	-	-	-	-
5	NP	-	-	-	-	-	-	-	-	-	-	-	-
6	NP	-	-	-	-	-	-	-	-	-	-	-	-
7	NP	-	-	-	-	-	-	-	-	-	-	-	-
8	NP	-	-	-	-	-	-	-	-	-	-	-	-
9	NP	-	-	-	-	-	-	-	-	-	-	-	-

⁴ NI in this column indicates Never Installed. I in this column indicates Installed But Never Used. NP in this column indicates No Prosecutor's Report.

⁵ Motions: G=Granted, D=Denied, P=Pending.

* This wiretap was terminated during 1995, but was not reported at that time because it was part of an ongoing investigation.

**This wiretap was terminated during 1996, but was not reported at that time because it was part of an ongoing investigation.

TABLE B-1
STATE NEW JERSEY

REPORT BY JUDGES OF COURT AUTHORIZED INTERCEPTS OF WIRE, ORAL, OR ELECTRONIC COMMUNICATIONS
PURSUANT TO TITLE 18 U.S.C. 2519

A.O. Number	Authorizing Official		Offense Specified	Intercept		Date of Application and (Amendment)	Authorized Length		
	Judge	Prosecutor ¹		Type ²	Place ³		Original Order (Days)	Number of Extensions	Total Length (Days)
CAMDEN (CONTINUED)									
10	STEINBERG	SOLOMON	NARCOTICS	M	B	07/14/1997	30	-	30
11	STEINBERG	SOLOMON	NARCOTICS	P	B	07/14/1997	30	-	30
12	STEINBERG	SOLOMON	NARCOTICS	P	B	07/14/1997	30	-	30
13	STEINBERG	SOLOMON	NARCOTICS	E	O12	08/23/1997	30	1	60
14	STEINBERG	SOLOMON	NARCOTICS	E	O8	08/23/1997	30	1	60
CUMBERLAND									
1*	EYNON	COOPER	NARCOTICS	P	S	11/17/1995	20	-	20
ESSEX									
1	COHEN	MINOR	GAMBLING	P	O20	10/30/1997	20	-	20
HUDSON									
1	CALLAHAN	MESSANO	NARCOTICS	E	O12	03/26/1997	20	-	20
2	CALLAHAN	MESSANO	GAMBLING	P	B	05/08/1997	20	2	40
3	CALLAHAN	MESSANO	NARCOTICS	E	O12	06/13/1997	20	-	20
4	D'ITALIA	THEEMLING	NARCOTICS	E	O12	07/24/1997	20	2	40
5	D'ITALIA	THEEMLING	NARCOTICS	P	A	07/24/1997	20	2	40
6	D'ITALIA	THEEMLING	NARCOTICS	P	S	08/19/1997	20	-	20
7	D'ITALIA	THEEMLING	NARCOTICS	P	B	08/19/1997	20	-	20
8	D'ITALIA	THEEMLING	NARCOTICS	E	O12	08/22/1997	20	-	20
9	D'ITALIA	THEEMLING	GAMBLING	E	O12	11/26/1997	20	2	40
22**	D'ITALIA	MESSANO	NARCOTICS	E	O12	12/22/1995	20	-	20
23**	D'ITALIA	MESSANO	NARCOTICS	E	O12	01/31/1996	10	-	10
24**	D'ITALIA	MESSANO	NARCOTICS	P	S	08/12/1996	20	-	20
HUNTERDON									
1	CARCHMAN	RUBIN	NARCOTICS	P	S	05/09/1997	20	-	20

¹ The prosecuting official authorized the filing of the application under provisions of the state's statute. (See Table 1 for this state's statutory citation.)

² Type: P=Phone Wire, M=Micro-Eavesdrop, E=Electronic, NR=Not Reported.

³ Place: S=Single Family Dwelling, A=Apartment, M=Multiple Dwelling, B=Business, R=Roving, O=Other.

Other: 6=Automobile/Van, 7=Briefcase, 8=Cellular/Mobile Phone, 9=Cemetery, 10=Closed Circuit TV, 11=Container, 12=Digital Display Pager, 13=Facsimile, 14=Garage/Parking Lot, 15=Hospital, 16=Hotel Room/Motel Room, 17=Jail, 18=Mobile Home/Trailer, 19=Package/Cargo, 20=Pay Phone, 21=Pen Register, 22=Prison, 23=Social Club, 24=Storage, 25=Telefax, 26=Courthouse, 27=Street, 28=Computer, 29=School.

**REPORT BY PROSECUTORS OF COURT AUTHORIZED INTERCEPTS OF WIRE, ORAL, OR ELECTRONIC COMMUNICATIONS
PURSUANT TO TITLE 18 U.S.C. 2519**

A.O. Number	Number Of Days in Operation ⁴	Average Intercepts per Day	Number of			Costs		Number of					
			Persons Intercepted	Intercepts	Incriminating Intercepts	Total Cost in \$	Other Than Manpower in \$	Arrests	Trials	Motions to Suppress Intercepts ⁵			Persons Convicted
										G	D	P	
CAMDEN (CONTINUED)													
10	NP	-	-	-	-	-	-	-	-	-	-	-	-
11	NP	-	-	-	-	-	-	-	-	-	-	-	-
12	NP	-	-	-	-	-	-	-	-	-	-	-	-
13	NP	-	-	-	-	-	-	-	-	-	-	-	-
14	NP	-	-	-	-	-	-	-	-	-	-	-	-
CUMBERLAND													
1*	19	20	19	385	42	52,000	4,000	19	-	-	-	-	5
ESSEX													
1	19	18	690	345	65	40,958	270	4	-	-	-	-	-
HUDSON													
1	NP	-	-	-	-	-	-	-	-	-	-	-	-
2	NP	-	-	-	-	-	-	-	-	-	-	-	-
3	NP	-	-	-	-	-	-	-	-	-	-	-	-
4	NP	-	-	-	-	-	-	-	-	-	-	-	-
5	NP	-	-	-	-	-	-	-	-	-	-	-	-
6	NP	-	-	-	-	-	-	-	-	-	-	-	-
7	NP	-	-	-	-	-	-	-	-	-	-	-	-
8	NP	-	-	-	-	-	-	-	-	-	-	-	-
9	NP	-	-	-	-	-	-	-	-	-	-	-	-
22**	19	25	25	466	420	-	-	-	-	-	-	-	-
23**	10	50	20	502	450	-	-	-	-	-	-	-	-
24**	4	67	10	266	4	58,014	1,270	14	-	-	-	-	11
HUNTERDON													
1	15	23	690	340	118	37,875	375	21	-	-	-	-	-

⁴ NI in this column indicates Never Installed. I in this column indicates Installed But Never Used. NP in this column indicates No Prosecutor's Report.

⁵ Motions: G=Granted, D=Denied, P=Pending.

* This wiretap was terminated during 1995, but was not reported at that time because it was part of an ongoing investigation.

**This wiretap was terminated during 1996, but was not reported at that time because it was part of an ongoing investigation.

TABLE B-1
STATE NEW JERSEY

REPORT BY JUDGES OF COURT AUTHORIZED INTERCEPTS OF WIRE, ORAL, OR ELECTRONIC COMMUNICATIONS
PURSUANT TO TITLE 18 U.S.C. 2519

A.O. Number	Authorizing Official		Offense Specified	Intercept		Date of Application and (Amendment)	Authorized Length		
	Judge	Prosecutor ¹		Type ²	Place ³		Original Order (Days)	Number of Extensions	Total Length (Days)
MERCER									
1	FEINBERG	BIELAMOWICZ	NARCOTICS	E	O12	08/19/1997	20	2	40
2	FEINBERG	BIELAMOWICZ	NARCOTICS	E	O12	09/29/1997	20	2	40
3	FEINBERG	BIELAMOWICZ	NARCOTICS	P	S	09/29/1997	20	2	40
4	FEINBERG	BIELAMOWICZ	NARCOTICS	E	O8	09/29/1997	20	2	40
5	FEINBERG	BIELAMOWICZ	NARCOTICS	E	O8	10/03/1997	20	2	40
MIDDLESEX									
1	LONGHI	GLUCK	GAMBLING	P	S	01/02/1997	20	-	20
2	LONGHI	GLUCK	GAMBLING	P	S	01/10/1997	20	-	20
3	LONGHI	GLUCK	GAMBLING	P	R	01/23/1997	20	1	30
4	LONGHI	GLUCK	NARCOTICS	P	A	03/20/1997	20	-	20
5	LONGHI	GLUCK	GAMBLING	P	A	10/03/1997	20	-	20
6	LONGHI	GLUCK	NARCOTICS	P	S	10/22/1997	20	2	40
7	LONGHI	GLUCK	GAMBLING	P	S	11/14/1997	20	-	20
8	LONGHI	GLUCK	GAMBLING	P	S	11/26/1997	20	-	20
MORRIS									
1	COHEN	DANGLER	NARCOTICS	P	S	03/21/1997	20	-	20
2	COHEN	DANGLER	GAMBLING	P	S	05/22/1997	20	-	20
1**	COHEN	DANGLER	NARCOTICS	P	S	06/18/1996	20	1	30
PASSAIC									
1	FALCONE	FAVA	RACKETEERING	P	O8	10/10/1997	30	1	40
2	FALCONE	FAVA	RACKETEERING	P	B	10/10/1997	30	1	40
3	FALCONE	FAVA	RACKETEERING	P	O8	10/10/1997	30	-	30
4	FALCONE	FAVA	RACKETEERING	E	O12	10/10/1997	30	-	30
5	FALCONE	FAVA	RACKETEERING	E	O12	10/10/1997	30	-	30
6	FALCONE	FAVA	THEFT	M	B	11/07/1997	20	-	20
7	FALCONE	FAVA	THEFT	M	O6	11/07/1997	20	-	20

¹ The prosecuting official authorized the filing of the application under provisions of the state's statute. (See Table 1 for this state's statutory citation.)

² Type: P=Phone Wire, M=Micro-Eavesdrop, E=Electronic, NR=Not Reported.

³ Place: S=Single Family Dwelling, A=Apartment, M=Multiple Dwelling, B=Business, R=Roving, O=Other.

Other: 6=Automobile/Van, 7=Briefcase, 8=Cellular/Mobile Phone, 9=Cemetery, 10=Closed Circuit TV, 11=Container, 12=Digital Display Pager, 13=Facsimile, 14=Garage/Parking Lot, 15=Hospital, 16=Hotel Room/Motel Room, 17=Jail, 18=Mobile Home/Trailer, 19=Package/Cargo, 20=Pay Phone, 21=Pen Register, 22=Prison, 23=Social Club, 24=Storage, 25=Telefax, 26=Courthouse, 27=Street, 28=Computer, 29=School.

**REPORT BY PROSECUTORS OF COURT AUTHORIZED INTERCEPTS OF WIRE, ORAL, OR ELECTRONIC COMMUNICATIONS
PURSUANT TO TITLE 18 U.S.C. 2519**

A.O. Number	Number Of Days in Operation ⁴	Average Intercepts per Day	Number of			Costs		Number of					
			Persons Intercepted	Intercepts	Incriminating Intercepts	Total Cost in \$	Other Than Manpower in \$	Arrests	Trials	Motions to Suppress Intercepts ⁵			Persons Convicted
										G	D	P	
MERCER													
1	NP	-	-	-	-	-	-	-	-	-	-	-	-
2	NP	-	-	-	-	-	-	-	-	-	-	-	-
3	NP	-	-	-	-	-	-	-	-	-	-	-	-
4	NP	-	-	-	-	-	-	-	-	-	-	-	-
5	NP	-	-	-	-	-	-	-	-	-	-	-	-
MIDDLESEX													
1	8	52	16	416	75	7,955	75	-	-	-	-	-	-
2	14	48	22	670	402	10,140	100	13	-	-	-	-	-
3	30	49	20	1,455	587	17,995	275	RELATED TO NO. 2					-
4	15	267	45	4,010	401	14,650	450	27	-	-	-	-	-
5	9	38	25	344	86	13,765	125	1	-	-	-	-	-
6	30	39	45	1,171	819	20,650	250	11	-	-	-	1	-
7	18	45	55	812	405	13,785	145	6	-	-	-	-	-
8	20	59	60	1,182	708	22,075	275	14	-	-	-	-	-
MORRIS													
1	20	61	23	1,213	57	9,500	2,500	10	-	-	-	-	-
2	8	70	59	557	552	5,250	250	4	-	-	-	-	-
1**	13	29	54	374	49	18,450	1,200	-	-	-	-	-	-
PASSAIC													
1	36	10	8	343	22	94,900	7,900	12	-	-	-	-	-
2	36	48	113	1,721	39	RELATED TO NO. 1							-
3	30	-	1	4	-	RELATED TO NO. 1							-
4	30	6	25	179	3	RELATED TO NO. 1							-
5	30	14	40	414	7	RELATED TO NO. 1							-
6	7	1	6	6	6	RELATED TO NO. 1							-
7	7	43	11	302	58	RELATED TO NO. 1							-

⁴ NI in this column indicates Never Installed. I in this column indicates Installed But Never Used. NP in this column indicates No Prosecutor's Report.

⁵ Motions: G=Granted, D=Denied, P=Pending.

* This wiretap was terminated during 1995, but was not reported at that time because it was part of an ongoing investigation.

**This wiretap was terminated during 1996, but was not reported at that time because it was part of an ongoing investigation.

TABLE B-1
STATE NEW JERSEY

REPORT BY JUDGES OF COURT AUTHORIZED INTERCEPTS OF WIRE, ORAL, OR ELECTRONIC COMMUNICATIONS
PURSUANT TO TITLE 18 U.S.C. 2519

A.O. Number	Authorizing Official		Offense Specified	Intercept		Date of Application and (Amendment)	Authorized Length		
	Judge	Prosecutor ¹		Type ²	Place ³		Original Order (Days)	Number of Extensions	Total Length (Days)
STATE ATTORNEY GENERAL									
1	STEINBERG	VERNIERO	NARCOTICS	P	S	02/10/1997	30	2	90
2	COHEN	VERNIERO	RACKETEERING	P	B	03/27/1997	30	-	30
3	COHEN	VERNIERO	RACKETEERING	M	B	03/27/1997	30	-	30
4	COHEN	VERNIERO	RACKETEERING	E	O12	08/13/1997	30	-	30
5	COHEN	VERNIERO	RACKETEERING	E	O12	08/13/1997	30	-	30
6	COHEN	VERNIERO	RACKETEERING	P	A	10/27/1997	30	-	30
7	COHEN	VERNIERO	RACKETEERING	P	S	10/27/1997	30	-	30
8	COHEN	VERNIERO	RACKETEERING	P	A	10/27/1997	30	-	30
9	WILLIAMS	VERNIERO	RACKETEERING	P	S	12/04/1997	30	-	30
33**	CALLAHAN	PORITZ	NARCOTICS	P	O8	06/18/1996	30	1	60
34**	COHEN	PORITZ	RACKETEERING	PE	O12	06/24/1996	30	-	30
UNION									
1	COHEN	MANAHAN	NARCOTICS	P	S	12/02/1997	20	-	20

¹ The prosecuting official authorized the filing of the application under provisions of the state's statute. (See Table 1 for this state's statutory citation.)

² Type: P=Phone Wire, M=Micro-Eavesdrop, E=Electronic, NR=Not Reported.

³ Place: S=Single Family Dwelling, A=Apartment, M=Multiple Dwelling, B=Business, R=Roving, O=Other.

Other: 6=Automobile/Van, 7=Briefcase, 8=Cellular/Mobile Phone, 9=Cemetery, 10=Closed Circuit TV, 11=Container, 12=Digital Display Pager, 13=Facsimile, 14=Garage/Parking Lot, 15=Hospital, 16=Hotel Room/Motel Room, 17=Jail, 18=Mobile Home/Trailer, 19=Package/Cargo, 20=Pay Phone, 21=Pen Register, 22=Prison, 23=Social Club, 24=Storage, 25=Telefax, 26=Courthouse, 27=Street, 28=Computer, 29=School.

**REPORT BY PROSECUTORS OF COURT AUTHORIZED INTERCEPTS OF WIRE, ORAL, OR ELECTRONIC COMMUNICATIONS
PURSUANT TO TITLE 18 U.S.C. 2519**

A.O. Number	Number Of Days in Operation ⁴	Average Intercepts per Day	Number of			Costs		Number of					
			Persons Intercepted	Intercepts	Incriminating Intercepts	Total Cost in \$	Other Than Manpower in \$	Arrests	Trials	Motions to Suppress Intercepts ⁵			Persons Convicted
										G	D	P	
STATE ATTORNEY GENERAL													
1	90	17	43	1,551	231	307,221	4,401	18	-	-	-	-	-
2	NP	-	-	-	-	-	-	-	-	-	-	-	-
3	NP	-	-	-	-	-	-	-	-	-	-	-	-
4	NP	-	-	-	-	-	-	-	-	-	-	-	-
5	NP	-	-	-	-	-	-	-	-	-	-	-	-
6	NP	-	-	-	-	-	-	-	-	-	-	-	-
7	NP	-	-	-	-	-	-	-	-	-	-	-	-
8	NP	-	-	-	-	-	-	-	-	-	-	-	-
9	NP	-	-	-	-	-	-	-	-	-	-	-	-
33**	60	15	12	900	324	141,171	2,291	3	-	-	-	-	-
34**	30	10	1	309	-	33,775	-	-	-	-	-	-	-
UNION													
1	20	28	25	565	-	88,340	1,940	-	-	-	-	-	-

⁴ NI in this column indicates Never Installed. I in this column indicates Installed But Never Used. NP in this column indicates No Prosecutor's Report.

⁵ Motions: G=Granted, D=Denied, P=Pending.

* This wiretap was terminated during 1995, but was not reported at that time because it was part of an ongoing investigation.

**This wiretap was terminated during 1996, but was not reported at that time because it was part of an ongoing investigation.

TABLE B-1
STATE NEW MEXICO

REPORT BY JUDGES OF COURT AUTHORIZED INTERCEPTS OF WIRE, ORAL, OR ELECTRONIC COMMUNICATIONS
PURSUANT TO TITLE 18 U.S.C. 2519

A.O. Number	Authorizing Official		Offense Specified	Intercept		Date of Application and (Amendment)	Authorized Length		
	Judge	Prosecutor ¹		Type ²	Place ³		Original Order (Days)	Number of Extensions	Total Length (Days)
CURRY									
2**	QUINN	HARRIS	NARCOTICS	P	S	02/13/1996	30	-	30
OTERO									
1	WILSON	KEY	NARCOTICS	P	O8	08/26/1997	30	-	30

¹ The prosecuting official authorized the filing of the application under provisions of the state's statute. (See Table 1 for this state's statutory citation.)

² Type: P=Phone Wire, M=Micro-Eavesdrop, E=Electronic, NR=Not Reported.

³ Place: S=Single Family Dwelling, A=Apartment, M=Multiple Dwelling, B=Business, R=Roving, O=Other.

Other: 6=Automobile/Van, 7=Briefcase, 8=Cellular/Mobile Phone, 9=Cemetery, 10=Closed Circuit TV, 11=Container, 12=Digital Display Pager, 13=Facsimile, 14=Garage/Parking Lot, 15=Hospital, 16=Hotel Room/Motel Room, 17=Jail, 18=Mobile Home/Trailer, 19=Package/Cargo, 20=Pay Phone, 21=Pen Register, 22=Prison, 23=Social Club, 24=Storage, 25=Telefax, 26=Courthouse, 27=Street, 28=Computer, 29=School.

**REPORT BY PROSECUTORS OF COURT AUTHORIZED INTERCEPTS OF WIRE, ORAL, OR ELECTRONIC COMMUNICATIONS
PURSUANT TO TITLE 18 U.S.C. 2519**

A.O. Number	Number Of Days in Oper- ation ⁴	Average Inter- cepts per Day	Number of			Costs		Number of					
			Persons Inter- cepted	Intercepts	Incrim- inating Intercepts	Total Cost in \$	Other Than Manpower in \$	Arrests	Trials	Motions to Suppress Intercepts ⁵			Persons Con- victed
										G	D	P	
CURRY													
2**	24	45	9	1,069	113	37,000	-	8	5	-	1	1	5
OTERO													
1	29	13	70	384	106	57,833	5,310	20	-	-	-	-	5

⁴ NI in this column indicates Never Installed. I in this column indicates Installed But Never Used. NP in this column indicates No Prosecutor's Report.

⁵ Motions: G=Granted, D=Denied, P=Pending.

* This wiretap was terminated during 1995, but was not reported at that time because it was part of an ongoing investigation.

**This wiretap was terminated during 1996, but was not reported at that time because it was part of an ongoing investigation.

TABLE B-1
STATE NEW YORK

REPORT BY JUDGES OF COURT AUTHORIZED INTERCEPTS OF WIRE, ORAL, OR ELECTRONIC COMMUNICATIONS
PURSUANT TO TITLE 18 U.S.C. 2519

A.O. Number	Authorizing Official		Offense Specified	Intercept		Date of Application and (Amendment)	Authorized Length		
	Judge	Prosecutor ¹		Type ²	Place ³		Original Order (Days)	Number of Extensions	Total Length (Days)
BRONX									
1	SULLIVAN	JOHNSON	NARCOTICS	E	O12	10/21/1996	30	3	120
KINGS									
1	FIRETOG	HYNES	GAMBLING	P	S	01/15/1997	29	-	29
2	FIRETOG	HYNES	GAMBLING	P	S	01/15/1997	29	2	89
3	FIRETOG	HYNES	USURY	P	B	01/19/1997	30	-	30
4	FIRETOG	HYNES	USURY	P	O20	01/19/1997	30	-	30
5	FIRETOG	HYNES	USURY	P	S	01/19/1997	30	-	30
6	FIRETOG	HYNES	GAMBLING	P	A	02/06/1997	30	-	30
7	FIRETOG	HYNES	GAMBLING	P	A	02/06/1997	30	-	30
8	FIRETOG	HYNES	GAMBLING	P	A	02/06/1997	30	-	30
9	FIRETOG	HYNES	GAMBLING	P	S	03/03/1997	30	-	30
10	FIRETOG	HYNES	GAMBLING	P	S	03/03/1997	30	-	30
11	FIRETOG	HYNES	NARCOTICS	P	A	03/20/1997	30	1	60
12	FIRETOG	HYNES	GAMBLING	P	A	04/16/1997	30	-	30
13	FIRETOG	DERIAN	GAMBLING	P	S	04/17/1997	30	1	60
14	FIRETOG	HYNES	NARCOTICS	P	A	05/06/1997	30	1	60
15	FIRETOG	HYNES	GAMBLING	P	O8	05/16/1997	30	-	30
16	MCLAUGHLIN	FEINSTEIN	GAMBLING	P	A	06/13/1997	30	-	30
17	FIRETOG	HYNES	NARCOTICS	P	A	07/16/1997	30	-	30
18	FIRETOG	HYNES	NARCOTICS	P	A	08/01/1997	30	-	30
19	FIRETOG	HYNES	NARCOTICS	P	A	09/24/1997	30	1	60
20	SULLIVAN	HYNES	NARCOTICS	E	O12	10/01/1997	30	-	30
21	FIRETOG	HYNES	NARCOTICS	P	A	10/28/1997	30	-	30
22	FIRETOG	HYNES	NARCOTICS	P	S	11/03/1997	30	-	30
23	FIRETOG	HYNES	GAMBLING	P	A	11/18/1997	30	1	60

¹ The prosecuting official authorized the filing of the application under provisions of the state's statute. (See Table 1 for this state's statutory citation.)

² Type: P=Phone Wire, M=Micro-Eavesdrop, E=Electronic, NR=Not Reported.

³ Place: S=Single Family Dwelling, A=Apartment, M=Multiple Dwelling, B=Business, R=Roving, O=Other.

Other: 6=Automobile/Van, 7=Briefcase, 8=Cellular/Mobile Phone, 9=Cemetery, 10=Closed Circuit TV, 11=Container, 12=Digital Display Pager, 13=Facsimile, 14=Garage/Parking Lot, 15=Hospital, 16=Hotel Room/Motel Room, 17=Jail, 18=Mobile Home/Trailer, 19=Package/Cargo, 20=Pay Phone, 21=Pen Register, 22=Prison, 23=Social Club, 24=Storage, 25=Telefax, 26=Courthouse, 27=Street, 28=Computer, 29=School.

**REPORT BY PROSECUTORS OF COURT AUTHORIZED INTERCEPTS OF WIRE, ORAL, OR ELECTRONIC COMMUNICATIONS
PURSUANT TO TITLE 18 U.S.C. 2519**

A.O. Number	Number Of Days in Operation ⁴	Average Intercepts per Day	Number of			Costs		Number of					
			Persons Intercepted	Intercepts	Incriminating Intercepts	Total Cost in \$	Other Than Manpower in \$	Arrests	Trials	Motions to Suppress Intercepts ⁵			Persons Convicted
										G	D	P	
BRONX													
1	110	64	29	7,000	4,000	272,200	1,800	28	-	-	-	5	21
KINGS													
1	28	107	275	3,000	2,850	RELATED TO NO. 2							
2	68	95	500	6,448	6,150	49,958	-	27	-	-	-	-	27
3	30	81	100	2,416	200	RELATED TO NO. 5							
4	30	63	250	1,883	100	RELATED TO NO. 5							
5	30	40	25	1,185	350	22,040	-	2	-	-	-	-	2
6	26	21	75	555	525	RELATED TO NO. 2							
7	26	37	55	957	875	RELATED TO NO. 2							
8	26	32	125	821	775	RELATED TO NO. 2							
9	20	35	105	700	650	RELATED TO NO. 2							
10	20	1	14	20	1	1,000	-	RELATED TO NO. 2					
11	60	43	150	2,561	1,258	-	-	-	-	-	-	-	-
12	29	7	25	216	15	42,611	-	18	-	-	-	-	-
13	60	255	120	15,294	13,765	176,323	-	RELATED TO NO. 12					
14	52	11	20	548	200	-	-	-	-	-	-	-	-
15	29	3	25	80	50	21,286	-	RELATED TO NO. 12					
16	30	243	60	7,280	6,552	88,162	-	RELATED TO NO. 12					
17	20	67	15	1,336	5	-	-	2	-	-	-	-	2
18	12	16	35	196	6	-	-	-	-	-	-	-	-
19	60	61	93	3,663	2,057	-	-	-	-	-	-	-	-
20	28	50	1	1,403	-	37,000	10,000	-	-	-	-	-	-
21	22	2	17	44	4	-	-	-	-	-	-	-	-
22	17	109	34	1,850	118	-	-	5	-	-	-	-	-
23	NP	-	-	-	-	-	-	-	-	-	-	-	-

⁴ NI in this column indicates Never Installed. I in this column indicates Installed But Never Used. NP in this column indicates No Prosecutor's Report.

⁵ Motions: G=Granted, D=Denied, P=Pending.

* This wiretap was terminated during 1995, but was not reported at that time because it was part of an ongoing investigation.

**This wiretap was terminated during 1996, but was not reported at that time because it was part of an ongoing investigation.

TABLE B-1
STATE NEW YORK

REPORT BY JUDGES OF COURT AUTHORIZED INTERCEPTS OF WIRE, ORAL, OR ELECTRONIC COMMUNICATIONS
PURSUANT TO TITLE 18 U.S.C. 2519

A.O. Number	Authorizing Official		Offense Specified	Intercept		Date of Application and (Amendment)	Authorized Length		
	Judge	Prosecutor ¹		Type ²	Place ³		Original Order (Days)	Number of Extensions	Total Length (Days)
KINGS (CONTINUED)									
24	FIRETOG	HYNES	GAMBLING	P	A	11/18/1997	30	1	60
25	FIRETOG	HYNES	GAMBLING	P	A	11/18/1997	30	1	60
26	FIRETOG	HYNES	GAMBLING	P	A	11/18/1997	30	1	60
27	FIRETOG	HYNES	GAMBLING	P	A	11/18/1997	30	1	60
MONROE									
1	MARKS	RELIN	NARCOTICS	PE	O8	02/21/1997	30	1	60
2	MARKS	KEENAN	NARCOTICS	E	SO12	03/14/1997	30	-	30
3	MARKS	KEENAN	NARCOTICS	P	A	04/04/1997	30	-	30
4	MARKS	RELIN	NARCOTICS	P	A	04/10/1997	30	-	30
5	MARKS	RELIN	NARCOTICS	P	O8	04/10/1997	30	-	30
NASSAU									
1	JONAS	DILLON	NARCOTICS	PE	SO8	08/01/1996	30	7	240
2	CALABRESE	DILLON	GAMBLING	P	S	01/03/1997	30	-	30
3	CALABRESE	DILLON	GAMBLING	P	S	01/03/1997	30	-	30
4	GULOTTA	DILLON	LARCENY	PE	AO8	01/09/1997	30	1	60
5	MCGINITY	DILLON	\$LAUNDERING	P	S	01/14/1997	30	2	90
6	MCGINITY	DILLON	NARCOTICS	PE	O12	01/29/1997	30	3	120
7	MCGINITY	DILLON	LARCENY	PE	AO12	02/13/1997	30	-	30
8	DE RIGGI	DILLON	NARCOTICS	E	R	04/16/1997	30	-	30
9	MACKSTON	DILLON	USURY	P	B	04/25/1997	30	-	30
10	MCGINITY	DILLON	NARCOTICS	P	S	05/29/1997	30	1	60
11	MCGINITY	DILLON	NARCOTICS	E	RO8	06/13/1997	30	1	60
12	BOKLAN	DILLON	USURY	PE	SO8	06/18/1997	30	2	90
13	MCGINITY	LEFF	GAMBLING	PE	SAO12	07/28/1997	30	-	30
14	MACKSTON	DILLON	MURDER	M	B	09/12/1997	30	-	30

¹ The prosecuting official authorized the filing of the application under provisions of the state's statute. (See Table 1 for this state's statutory citation.)

² Type: P=Phone Wire, M=Micro-Eavesdrop, E=Electronic, NR=Not Reported.

³ Place: S=Single Family Dwelling, A=Apartment, M=Multiple Dwelling, B=Business, R=Roving, O=Other.

Other: 6=Automobile/Van, 7=Briefcase, 8=Cellular/Mobile Phone, 9=Cemetery, 10=Closed Circuit TV, 11=Container, 12=Digital Display Pager, 13=Facsimile, 14=Garage/Parking Lot, 15=Hospital, 16=Hotel Room/Motel Room, 17=Jail, 18=Mobile Home/Trailer, 19=Package/Cargo, 20=Pay Phone, 21=Pen Register, 22=Prison, 23=Social Club, 24=Storage, 25=Telefax, 26=Courthouse, 27=Street, 28=Computer, 29=School.

**REPORT BY PROSECUTORS OF COURT AUTHORIZED INTERCEPTS OF WIRE, ORAL, OR ELECTRONIC COMMUNICATIONS
PURSUANT TO TITLE 18 U.S.C. 2519**

A.O. Number	Number Of Days in Operation ⁴	Average Intercepts per Day	Number of			Costs		Number of					
			Persons Intercepted	Intercepts	Incriminating Intercepts	Total Cost in \$	Other Than Manpower in \$	Arrests	Trials	Motions to Suppress Intercepts ⁵			Persons Convicted
										G	D	P	
KINGS (CONTINUED)													
24	NP	-	-	-	-	-	-	-	-	-	-	-	
25	NP	-	-	-	-	-	-	-	-	-	-	-	
26	NP	-	-	-	-	-	-	-	-	-	-	-	
27	NP	-	-	-	-	-	-	-	-	-	-	-	
MONROE													
1	43	201	40	8,638	306	262,292	12,600	6	2	-	6	-	6
2	29	2	20	72	5	RELATED TO NO. 1							
3	7	5	6	37	5	RELATED TO NO. 1							
4	27	3	15	79	15	RELATED TO NO. 1							
5	26	38	50	993	120	RELATED TO NO. 1							
NASSAU													
1	180	1	1	250	8	RELATED TO NO. 6							
2	26	21	70	557	479	60,156	252	5	-	-	-	-	-
3	5	40	52	201	183	11,740	220	2	-	-	-	-	-
4	48	83	30	3,987	3,739	111,092	500	11	-	-	-	-	-
5	71	7	50	509	51	177,876	372	-	-	-	-	-	-
6	108	28	200	2,990	431	935,196	2,076	20	-	-	-	-	-
7	14	26	45	367	226	RELATED TO NO. 4							
8	17	-	6	6	6	RELATED TO NO. 11							
9	24	108	65	2,580	13	RELATED TO NO.12							
10	49	27	61	1,325	299	RELATED TO NO. 11							
11	31	47	44	1,458	234	90,140	860	1	-	-	-	-	-
12	90	4	15	369	19	208,140	780	-	-	-	-	-	-
13	19	153	100	2,906	2,612	44,614	838	9	-	-	-	-	-
14	6	107	20	642	3	20,961	225	-	-	-	-	-	-

⁴ NI in this column indicates Never Installed. I in this column indicates Installed But Never Used. NP in this column indicates No Prosecutor's Report.

⁵ Motions: G=Granted, D=Denied, P=Pending.

* This wiretap was terminated during 1995, but was not reported at that time because it was part of an ongoing investigation.

**This wiretap was terminated during 1996, but was not reported at that time because it was part of an ongoing investigation.

TABLE B-1
STATE NEW YORK

REPORT BY JUDGES OF COURT AUTHORIZED INTERCEPTS OF WIRE, ORAL, OR ELECTRONIC COMMUNICATIONS
PURSUANT TO TITLE 18 U.S.C. 2519

A.O. Number	Authorizing Official		Offense Specified	Intercept		Date of Application and (Amendment)	Authorized Length		
	Judge	Prosecutor ¹		Type ²	Place ³		Original Order (Days)	Number of Extensions	Total Length (Days)
NEW YORK									
1	NARDELLI	MORGENTHAU	BRIBERY	P	B	04/14/1997	30	6	210
2	NARDELLI	MORGENTHAU	BRIBERY	PE	BO13	04/14/1997	30	6	210
3	NARDELLI	MORGENTHAU	BRIBERY	P	B	04/14/1997	30	6	210
4	NARDELLI	MORGENTHAU	BRIBERY	P	B	04/14/1997	30	6	210
5	NARDELLI	MORGENTHAU	BRIBERY	P	B	04/14/1997	30	6	210
6	NARDELLI	MORGENTHAU	BRIBERY	P	B	04/14/1997	30	6	210
7	NARDELLI	MORGENTHAU	BRIBERY	P	B	04/14/1997	30	6	210
8	NARDELLI	MORGENTHAU	BRIBERY	P	B	04/14/1997	30	6	210
9	NARDELLI	MORGENTHAU	BRIBERY	P	B	04/14/1997	30	-	30
10	WARD	MORGENTHAU	KIDNAPPING	P	O8	11/26/1997	30	-	30
NY ORGANIZED CRIME TASK FORCE									
1	MILLER	QUINLAN	EXTORTION	PME	SABO12	12/20/1995	30	14	450
2	DRURY	QUINLAN	NARCOTICS	PE	AO12	10/04/1996	30	5	180
3	MILLER	QUINLAN	NARCOTICS	P	A	12/10/1996	30	-	30
4	SULLIVAN	QUINLAN	GAMBLING	P	SA	01/10/1997	30	2	90
5	BUCKLEY	QUINLAN	GAMBLING	P	SA	01/28/1997	30	-	30
6	SPAIN	QUINLAN	NARCOTICS	PE	AO12	01/28/1997	30	1	60
7	WILLIAMS	QUINLAN	GAMBLING	P	SA	02/10/1997	30	1	60
8	CALLAHAN	QUINLAN	NARCOTICS	PE	SO8	06/18/1997	30	1	60
9	MILLER	QUINLAN	NARCOTICS	P	S	07/02/1997	30	1	60
10	SPAIN	QUINLAN	NARCOTICS	PE	AO12	07/17/1997	30	-	30
11	MILLER	QUINLAN	GAMBLING	P	S	08/29/1997	30	-	30
12	MONSERRATE	QUINLAN	NARCOTICS	P	A	09/16/1997	29	-	29
13	MCGINITY	QUINLAN	GAMBLING	P	SAB	09/19/1997	30	1	60
14	THOMPSON	QUINLAN	GAMBLING	P	AB	10/10/1997	30	1	60
15	FRIEDMANN	QUINLAN	\$LAUNDERING	E	RO12	10/17/1997	30	-	30

¹ The prosecuting official authorized the filing of the application under provisions of the state's statute. (See Table 1 for this state's statutory citation.)

² Type: P=Phone Wire, M=Micro-Eavesdrop, E=Electronic, NR=Not Reported.

³ Place: S=Single Family Dwelling, A=Apartment, M=Multiple Dwelling, B=Business, R=Roving, O=Other.

Other: 6=Automobile/Van, 7=Briefcase, 8=Cellular/Mobile Phone, 9=Cemetery, 10=Closed Circuit TV, 11=Container, 12=Digital Display Pager, 13=Facsimile, 14=Garage/Parking Lot, 15=Hospital, 16=Hotel Room/Motel Room, 17=Jail, 18=Mobile Home/Trailer, 19=Package/Cargo, 20=Pay Phone, 21=Pen Register, 22=Prison, 23=Social Club, 24=Storage, 25=Telefax, 26=Courthouse, 27=Street, 28=Computer, 29=School.

**REPORT BY PROSECUTORS OF COURT AUTHORIZED INTERCEPTS OF WIRE, ORAL, OR ELECTRONIC COMMUNICATIONS
PURSUANT TO TITLE 18 U.S.C. 2519**

A.O. Number	Number Of Days in Operation ⁴	Average Intercepts per Day	Number of			Costs		Number of					
			Persons Intercepted	Intercepts	Incriminating Intercepts	Total Cost in \$	Other Than Manpower in \$	Arrests	Trials	Motions to Suppress Intercepts ⁵			Persons Convicted
										G	D	P	
NEW YORK													
1	140	29	10	4,111	58	444,000	192,000	-	-	-	-	-	-
2	140	79	40	11,011	161	RELATED TO NO. 1							
3	140	138	80	19,307	322	RELATED TO NO. 1							
4	140	51	30	7,144	141	RELATED TO NO. 1							
5	140	23	15	3,254	55	RELATED TO NO. 1							
6	140	21	10	2,900	30	RELATED TO NO. 1							
7	140	118	100	16,460	477	RELATED TO NO. 1							
8	140	145	90	20,291	384	RELATED TO NO. 1							
9	11	3	2	35	-	3,480	1,500	-	-	-	-	-	-
10	3	22	1	67	1	-	-	2	-	-	-	-	-
NY ORGANIZED CRIME TASK FORCE													
1	450	22	100	10,000	7,700	1,627,875	907,875	-	-	-	-	-	-
2	162	109	121	17,698	1,772	269,043	71,283	-	-	-	-	-	-
3	27	32	34	865	30	22,950	5,670	-	-	-	-	-	-
4	66	246	450	16,238	11,383	112,894	49,534	63	-	-	-	63	-
5	28	139	125	3,886	2,921	80,576	17,856	4	-	-	-	-	4
6	51	77	34	3,952	130	82,911	52,311	-	-	-	-	-	-
7	44	272	69	11,965	8,422	134,286	38,766	15	-	-	15	-	1
8	45	158	124	7,124	807	157,304	36,984	-	-	-	-	-	-
9	57	10	6	582	354	76,275	21,555	-	-	-	-	-	-
10	28	29	27	822	12	27,211	9,811	-	-	-	-	-	-
11	12	31	43	370	116	29,728	1,728	RELATED TO NO. 13					
12	29	38	42	1,088	57	24,976	4,176	-	-	-	-	-	-
13	52	78	57	4,065	3,659	203,840	37,440	24	-	-	-	24	-
14	55	247	420	13,601	12,175	76,560	23,760	RELATED TO NO. 18					
15	30	-	6	6	-	735	375	-	-	-	-	-	-

⁴ NI in this column indicates Never Installed. I in this column indicates Installed But Never Used. NP in this column indicates No Prosecutor's Report.

⁵ Motions: G=Granted, D=Denied, P=Pending.

* This wiretap was terminated during 1995, but was not reported at that time because it was part of an ongoing investigation.

**This wiretap was terminated during 1996, but was not reported at that time because it was part of an ongoing investigation.

TABLE B-1
STATE NEW YORK

REPORT BY JUDGES OF COURT AUTHORIZED INTERCEPTS OF WIRE, ORAL, OR ELECTRONIC COMMUNICATIONS
PURSUANT TO TITLE 18 U.S.C. 2519

A.O. Number	Authorizing Official		Offense Specified	Intercept		Date of Application and (Amendment)	Authorized Length		
	Judge	Prosecutor ¹		Type ²	Place ³		Original Order (Days)	Number of Extensions	Total Length (Days)
NY ORGANIZED CRIME TASK FORCE (CONTINUED)									
16	SULLIVAN	QUINLAN	GAMBLING	P	A	10/31/1997	30	-	30
17	BUCKLEY	QUINLAN	NARCOTICS	PE	SO8	11/04/1997	30	3	120
18	SULLIVAN	QUINLAN	GAMBLING	P	S	12/02/1997	30	-	30
19	O'DONNELL	QUINLAN	GAMBLING	P	A	12/09/1997	30	-	30
NYC SPECIAL NARCOTICS BUREAU									
1	SNYDER	MORGENTHAU	NARCOTICS	E	O12	10/24/1996	30	4	150
2	SNYDER	MORGENTHAU	NARCOTICS	P	O8	12/06/1996	30	2	90
3	SNYDER	MORGENTHAU	NARCOTICS	E	O12	12/10/1996	30	-	30
4	SNYDER	MORGENTHAU	NARCOTICS	E	O12	12/10/1996	30	1	60
5	SNYDER	MORGENTHAU	NARCOTICS	P	O8	12/10/1996	30	1	60
6	SNYDER	MORGENTHAU	NARCOTICS	P	O8	12/19/1996	30	1	60
7	SNYDER	MORGENTHAU	NARCOTICS	E	O12	12/19/1996	30	4	150
8	SNYDER	MORGENTHAU	NARCOTICS	E	O12	12/19/1996	30	1	60
9	WITTNER	MORGENTHAU	NARCOTICS	P	O8	01/05/1997	30	-	30
10	WITTNER	MORGENTHAU	NARCOTICS	E	O12	01/05/1997	30	1	60
11	SNYDER	MORGENTHAU	NARCOTICS	E	O12	01/17/1997	30	2	90
12	SNYDER	MORGENTHAU	NARCOTICS	P	B	01/17/1997	30	3	120
13	SNYDER	MORGENTHAU	NARCOTICS	P	B	01/17/1997	30	6	210
14	SNYDER	MORGENTHAU	NARCOTICS	P	A	01/21/1997	30	5	180
15	SNYDER	MORGENTHAU	NARCOTICS	E	O12	02/03/1997	30	-	30
16	SNYDER	MORGENTHAU	NARCOTICS	P	A	02/03/1997	30	-	30
17	SNYDER	MORGENTHAU	NARCOTICS	P	O8	02/10/1997	30	1	60
18	SNYDER	MORGENTHAU	NARCOTICS	E	O12	02/10/1997	30	-	30
19	SNYDER	MORGENTHAU	NARCOTICS	E	O12	02/10/1997	30	1	60
20	SNYDER	MORGENTHAU	NARCOTICS	P	O8	02/19/1997	30	-	30
21	SNYDER	MORGENTHAU	NARCOTICS	P	O8	02/19/1997	30	-	30

¹ The prosecuting official authorized the filing of the application under provisions of the state's statute. (See Table 1 for this state's statutory citation.)

² Type: P=Phone Wire, M=Micro-Eavesdrop, E=Electronic, NR=Not Reported.

³ Place: S=Single Family Dwelling, A=Apartment, M=Multiple Dwelling, B=Business, R=Roving, O=Other.

Other: 6=Automobile/Van, 7=Briefcase, 8=Cellular/Mobile Phone, 9=Cemetery, 10=Closed Circuit TV, 11=Container, 12=Digital Display Pager, 13=Facsimile, 14=Garage/Parking Lot, 15=Hospital, 16=Hotel Room/Motel Room, 17=Jail, 18=Mobile Home/Trailer, 19=Package/Cargo, 20=Pay Phone, 21=Pen Register, 22=Prison, 23=Social Club, 24=Storage, 25=Telefax, 26=Courthouse, 27=Street, 28=Computer, 29=School.

**REPORT BY PROSECUTORS OF COURT AUTHORIZED INTERCEPTS OF WIRE, ORAL, OR ELECTRONIC COMMUNICATIONS
PURSUANT TO TITLE 18 U.S.C. 2519**

A.O. Number	Number Of Days in Operation ⁴	Average Intercepts per Day	Number of			Costs		Number of					
			Persons Intercepted	Intercepts	Incriminating Intercepts	Total Cost in \$	Other Than Manpower in \$	Arrests	Trials	Motions to Suppress Intercepts ⁵			Persons Convicted
										G	D	P	
NY ORGANIZED CRIME TASK FORCE (CONTINUED)													
16	13	53	569	687	559	8,304	3,744	-	-	-	-	-	-
17	NP	-	-	-	-	-	-	-	-	-	-	-	-
18	20	396	238	7,922	6,805	27,840	8,640	31	-	-	-	31	-
19	6	47	38	279	263	3,008	1,008	-	-	-	-	-	-
NYC SPECIAL NARCOTICS BUREAU													
1	109	10	1	1,131	1,131	RELATED TO NO. 2							
2	53	13	10	696	259	130,014	-	4	-	-	-	-	1
3	24	1	1	27	27	RELATED TO NO. 15							
4	53	3	1	180	180	RELATED TO NO. 15							
5	42	11	8	463	129	RELATED TO NO. 15							
6	56	5	10	291	24	RELATED TO NO. 66							
7	140	4	1	582	582	RELATED TO NO. 66							
8	55	2	1	126	126	RELATED TO NO. 66							
9	5	2	1	8	-	RELATED TO NO. 15							
10	59	7	1	385	385	RELATED TO NO. 15							
11	84	11	1	935	935	RELATED TO NO. 66							
12	75	118	97	8,813	480	RELATED TO NO. 66							
13	103	110	309	11,345	406	RELATED TO NO. 66							
14	161	98	84	15,731	925	RELATED TO NO. 42							
15	30	6	1	178	178	50,204	-	2	-	-	-	-	1
16	22	12	1	266	76	RELATED TO NO. 15							
17	58	16	17	929	86	RELATED TO NO. 42							
18	28	1	1	29	29	RELATED TO NO. 42							
19	58	6	1	369	369	RELATED TO NO. 42							
20	21	7	9	138	16	RELATED TO NO. 88							
21	21	11	13	222	46	RELATED TO NO. 88							

⁴ NI in this column indicates Never Installed. I in this column indicates Installed But Never Used. NP in this column indicates No Prosecutor's Report.

⁵ Motions: G=Granted, D=Denied, P=Pending.

* This wiretap was terminated during 1995, but was not reported at that time because it was part of an ongoing investigation.

**This wiretap was terminated during 1996, but was not reported at that time because it was part of an ongoing investigation.

TABLE B-1
STATE NEW YORK

REPORT BY JUDGES OF COURT AUTHORIZED INTERCEPTS OF WIRE, ORAL, OR ELECTRONIC COMMUNICATIONS
PURSUANT TO TITLE 18 U.S.C. 2519

A.O. Number	Authorizing Official		Offense Specified	Intercept		Date of Application and (Amendment)	Authorized Length		
	Judge	Prosecutor ¹		Type ²	Place ³		Original Order (Days)	Number of Extensions	Total Length (Days)
22	SNYDER	MORGENTHAU	NARCOTICS	P	O8	02/19/1997	30	-	30
23	SNYDER	MORGENTHAU	NARCOTICS	P	O8	02/19/1997	30	-	30
24	SNYDER	MORGENTHAU	NARCOTICS	P	O8	02/19/1997	30	-	30
25	SNYDER	MORGENTHAU	NARCOTICS	P	O8	02/19/1997	30	-	30
26	SNYDER	MORGENTHAU	NARCOTICS	E	O12	02/19/1997	30	1	55
27	SNYDER	MORGENTHAU	NARCOTICS	E	O12	02/19/1997	30	-	30
28	SNYDER	MORGENTHAU	NARCOTICS	E	O12	02/19/1997	30	-	30
29	SNYDER	MORGENTHAU	NARCOTICS	E	O12	02/19/1997	30	1	55
30	SNYDER	MORGENTHAU	NARCOTICS	E	O12	02/19/1997	30	-	30
31	SNYDER	MORGENTHAU	NARCOTICS	E	O12	02/19/1997	30	-	30
32	SNYDER	MORGENTHAU	NARCOTICS	P	O8	02/21/1997	30	-	30
33	SNYDER	MORGENTHAU	NARCOTICS	P	O8	02/21/1997	30	-	30
34	SNYDER	MORGENTHAU	NARCOTICS	P	O8	02/21/1997	30	-	30
35	SNYDER	MORGENTHAU	NARCOTICS	P	O8	02/21/1997	30	-	30
36	SNYDER	MORGENTHAU	NARCOTICS	P	O8	02/28/1997	30	-	30
37	SNYDER	MORGENTHAU	NARCOTICS	P	B	03/03/1997	30	2	90
38	SNYDER	MORGENTHAU	NARCOTICS	E	O12	03/03/1997	30	2	90
39	SNYDER	MORGENTHAU	NARCOTICS	E	O12	03/03/1997	30	2	90
40	WITTNER	MORGENTHAU	NARCOTICS	E	O12	03/06/1997	30	1	60
41	WITTNER	MORGENTHAU	NARCOTICS	P	O8	03/11/1997	30	-	30
42	WITTNER	MORGENTHAU	NARCOTICS	E	O8	03/11/1997	30	-	30
43	WITTNER	MORGENTHAU	NARCOTICS	E	O12	03/11/1997	30	3	120
44	WITTNER	MORGENTHAU	NARCOTICS	E	O12	03/11/1997	30	6	210
45	WITTNER	MORGENTHAU	NARCOTICS	E	O12	03/11/1997	30	3	120
46	WITTNER	MORGENTHAU	NARCOTICS	P	O8	03/06/1997	30	-	30

¹ The prosecuting official authorized the filing of the application under provisions of the state's statute. (See Table 1 for this state's statutory citation.)

² Type: P=Phone Wire, M=Micro-Eavesdrop, E=Electronic, NR=Not Reported.

³ Place: S=Single Family Dwelling, A=Apartment, M=Multiple Dwelling, B=Business, R=Roving, O=Other.

Other: 6=Automobile/Van, 7=Briefcase, 8=Cellular/Mobile Phone, 9=Cemetery, 10=Closed Circuit TV, 11=Container, 12=Digital Display Pager, 13=Facsimile, 14=Garage/Parking Lot, 15=Hospital, 16=Hotel Room/Motel Room, 17=Jail, 18=Mobile Home/Trailer, 19=Package/Cargo, 20=Pay Phone, 21=Pen Register, 22=Prison, 23=Social Club, 24=Storage, 25=Telefax, 26=Courthouse, 27=Street, 28=Computer, 29=School.

TABLE B-1
STATE NEW YORK

REPORT BY JUDGES OF COURT AUTHORIZED INTERCEPTS OF WIRE, ORAL, OR ELECTRONIC COMMUNICATIONS
PURSUANT TO TITLE 18 U.S.C. 2519

A.O. Number	Authorizing Official		Offense Specified	Intercept		Date of Application and (Amendment)	Authorized Length		
	Judge	Prosecutor ¹		Type ²	Place ³		Original Order (Days)	Number of Extensions	Total Length (Days)
47	SNYDER	MORGENTHAU	NARCOTICS	P	B	03/03/1997	30	2	90
48	SNYDER	MORGENTHAU	NARCOTICS	E	O12	03/31/1997	30	1	60
49	WITTNER	MORGENTHAU	NARCOTICS	P	A	04/03/1997	30	1	60
50	WITTNER	MORGENTHAU	NARCOTICS	E	O12	04/03/1997	30	1	60
51	WITTNER	MORGENTHAU	NARCOTICS	P	A	04/03/1997	30	2	90
52	SNYDER	MORGENTHAU	NARCOTICS	E	O12	04/11/1997	30	1	60
53	WITTNER	MORGENTHAU	NARCOTICS	P	O8	04/15/1997	30	-	30
54	WITTNER	MORGENTHAU	NARCOTICS	P	O8	04/15/1997	30	-	30
55	WITTNER	MORGENTHAU	NARCOTICS	P	O8	04/15/1997	30	-	30
56	WITTNER	MORGENTHAU	NARCOTICS	P	O8	04/15/1997	30	1	60
57	WITTNER	MORGENTHAU	NARCOTICS	P	O8	04/15/1997	30	-	30
58	WITTNER	MORGENTHAU	NARCOTICS	P	O8	04/15/1997	30	1	60
59	WITTNER	MORGENTHAU	NARCOTICS	E	O12	04/15/1997	30	1	60
60	WITTNER	MORGENTHAU	NARCOTICS	P	A	04/18/1997	30	3	120
61	SNYDER	MORGENTHAU	NARCOTICS	P	O8	04/23/1997	30	2	90
62	SNYDER	MORGENTHAU	NARCOTICS	E	O12	04/23/1997	30	-	30
63	WITTNER	MORGENTHAU	NARCOTICS	E	O12	04/30/1997	30	1	60
64	WITTNER	MORGENTHAU	NARCOTICS	P	A	04/30/1997	30	1	60
65	WITTNER	MORGENTHAU	NARCOTICS	P	O8	04/30/1997	30	-	30
66	SNYDER	MORGENTHAU	NARCOTICS	P	O8	04/30/1997	30	-	30
67	WITTNER	MORGENTHAU	NARCOTICS	E	O12	04/30/1997	30	-	30
68	SNYDER	MORGENTHAU	NARCOTICS	P	A	05/05/1997	30	3	120
69	SNYDER	MORGENTHAU	NARCOTICS	P	O8	05/09/1997	30	2	90
70	SNYDER	MORGENTHAU	NARCOTICS	E	O12	05/09/1997	30	2	85
71	WITTNER	MORGENTHAU	NARCOTICS	E	O12	05/13/1997	30	1	60

¹ The prosecuting official authorized the filing of the application under provisions of the state's statute. (See Table 1 for this state's statutory citation.)

² Type: P=Phone Wire, M=Micro-Eavesdrop, E=Electronic, NR=Not Reported.

³ Place: S=Single Family Dwelling, A=Apartment, M=Multiple Dwelling, B=Business, R=Roving, O=Other.

Other: 6=Automobile/Van, 7=Briefcase, 8=Cellular/Mobile Phone, 9=Cemetery, 10=Closed Circuit TV, 11=Container, 12=Digital Display Pager, 13=Facsimile, 14=Garage/Parking Lot, 15=Hospital, 16=Hotel Room/Motel Room, 17=Jail, 18=Mobile Home/Trailer, 19=Package/Cargo, 20=Pay Phone, 21=Pen Register, 22=Prison, 23=Social Club, 24=Storage, 25=Telefax, 26=Courthouse, 27=Street, 28=Computer, 29=School.

**REPORT BY PROSECUTORS OF COURT AUTHORIZED INTERCEPTS OF WIRE, ORAL, OR ELECTRONIC COMMUNICATIONS
PURSUANT TO TITLE 18 U.S.C. 2519**

A.O. Number	Number Of Days in Oper- ation ⁴	Average Inter- cepts per Day	Number of			Costs		Number of							
			Persons Inter- cepted	Intercepts	Incrim- inating Intercepts	Total Cost in \$	Other Than Manpower in \$	Arrests	Trials	Motions to Suppress Intercepts ⁵			Persons Con- victed		
										G	D	P			
47	59	27	1	1,613	240	RELATED TO NO. 48									
48	31	12	1	369	369	135,669	-	6	-	-	-	-	-	-	-
49	56	41	1	2,321	39	RELATED TO NO. 100									
50	49	10	1	472	472	-	-	-	-	-	-	-	-	-	-
51	80	2	1	158	158	RELATED TO NO. 100									
52	35	3	1	92	92	RELATED TO NO. 66									
53	20	4	12	81	3	RELATED TO NO. 123									
54	2	20	5	40	2	RELATED TO NO. 123									
55	2	3	1	5	-	RELATED TO NO. 123									
56	39	10	10	372	96	RELATED TO NO. 123									
57	2	3	1	6	-	RELATED TO NO. 123									
58	30	18	43	533	122	RELATED TO NO. 123									
59	38	4	1	156	156	RELATED TO NO. 123									
60	91	10	49	947	175	RELATED TO NO. 93									
61	58	7	13	429	100	RELATED TO NO. 88									
62	29	12	1	348	348	RELATED TO NO. 88									
63	60	-	1	25	25	RELATED TO NO. 100									
64	59	63	26	3,734	246	RELATED TO NO. 100									
65	30	5	1	135	7	RELATED TO NO. 100									
66	20	10	14	209	40	113,245	-	-	-	-	-	-	-	-	-
67	30	7	1	206	206	RELATED TO NO. 100									
68	56	21	48	1,171	278	RELATED TO NO. 36									
69	56	16	89	877	198	RELATED TO NO. 88									
70	38	13	1	501	501	RELATED TO NO. 88									
71	57	-	1	25	25	RELATED TO NO. 123									

⁴ NI in this column indicates Never Installed. I in this column indicates Installed But Never Used. NP in this column indicates No Prosecutor's Report.

⁵ Motions: G=Granted, D=Denied, P=Pending.

* This wiretap was terminated during 1995, but was not reported at that time because it was part of an ongoing investigation.

**This wiretap was terminated during 1996, but was not reported at that time because it was part of an ongoing investigation.

TABLE B-1
STATE NEW YORK

REPORT BY JUDGES OF COURT AUTHORIZED INTERCEPTS OF WIRE, ORAL, OR ELECTRONIC COMMUNICATIONS
PURSUANT TO TITLE 18 U.S.C. 2519

A.O. Number	Authorizing Official		Offense Specified	Intercept		Date of Application and (Amendment)	Authorized Length		
	Judge	Prosecutor ¹		Type ²	Place ³		Original Order (Days)	Number of Extensions	Total Length (Days)
72	WITTNER	MORGENTHAU	NARCOTICS	E	O12	05/13/1997	30	2	90
73	WITTNER	MORGENTHAU	NARCOTICS	E	O12	05/13/1997	30	1	60
74	WITTNER	MORGENTHAU	NARCOTICS	E	O12	05/16/1997	30	2	90
75	WITTNER	MORGENTHAU	NARCOTICS	P	A	05/16/1997	30	2	90
76	WITTNER	MORGENTHAU	NARCOTICS	E	O12	05/16/1997	30	1	60
77	WITTNER	MORGENTHAU	NARCOTICS	P	O8	05/23/1997	30	-	30
78	WITTNER	MORGENTHAU	NARCOTICS	E	O12	05/29/1997	30	-	30
79	SNYDER	MORGENTHAU	NARCOTICS	P	O8	06/06/1997	30	-	30
80	SNYDER	MORGENTHAU	NARCOTICS	P	O8	06/06/1997	30	-	30
81	SNYDER	MORGENTHAU	NARCOTICS	P	O8	06/06/1997	30	-	30
82	SNYDER	MORGENTHAU	NARCOTICS	P	O8	06/06/1997	30	-	30
83	SNYDER	MORGENTHAU	NARCOTICS	E	O12	06/06/1997	30	-	30
84	MCLAUGHLIN	MORGENTHAU	NARCOTICS	P	S	06/09/1997	30	1	60
85	MCLAUGHLIN	MORGENTHAU	NARCOTICS	E	O12	06/09/1997	30	1	60
86	WITTNER	MORGENTHAU	NARCOTICS	E	O12	06/13/1997	30	1	60
87	WITTNER	MORGENTHAU	NARCOTICS	P	O8	06/13/1997	30	-	30
88	SNYDER	MORGENTHAU	NARCOTICS	P	O8	06/24/1997	30	-	30
89	WETZEL	MORGENTHAU	NARCOTICS	P	B	06/25/1997	30	2	90
90	WITTNER	MORGENTHAU	NARCOTICS	P	O8	06/27/1997	30	1	60
91	WITTNER	MORGENTHAU	NARCOTICS	P	O8	06/27/1997	30	-	30
92	WITTNER	MORGENTHAU	NARCOTICS	P	O8	06/27/1997	30	-	30
93	WITTNER	MORGENTHAU	MURDER	P	O8	07/01/1997	30	1	60
94	WITTNER	MORGENTHAU	NARCOTICS	E	O12	07/01/1997	30	1	60
95	WITTNER	MORGENTHAU	NARCOTICS	P	O8	07/02/1997	30	-	30
96	WITTNER	MORGENTHAU	NARCOTICS	P	O8	07/02/1997	30	-	30

¹ The prosecuting official authorized the filing of the application under provisions of the state's statute. (See Table 1 for this state's statutory citation.)

² Type: P=Phone Wire, M=Micro-Eavesdrop, E=Electronic, NR=Not Reported.

³ Place: S=Single Family Dwelling, A=Apartment, M=Multiple Dwelling, B=Business, R=Roving, O=Other.

Other: 6=Automobile/Van, 7=Briefcase, 8=Cellular/Mobile Phone, 9=Cemetery, 10=Closed Circuit TV, 11=Container, 12=Digital Display Pager, 13=Facsimile, 14=Garage/Parking Lot, 15=Hospital, 16=Hotel Room/Motel Room, 17=Jail, 18=Mobile Home/Trailer, 19=Package/Cargo, 20=Pay Phone, 21=Pen Register, 22=Prison, 23=Social Club, 24=Storage, 25=Telefax, 26=Courthouse, 27=Street, 28=Computer, 29=School.

TABLE B-1
STATE NEW YORK

REPORT BY JUDGES OF COURT AUTHORIZED INTERCEPTS OF WIRE, ORAL, OR ELECTRONIC COMMUNICATIONS
PURSUANT TO TITLE 18 U.S.C. 2519

A.O. Number	Authorizing Official		Offense Specified	Intercept		Date of Application and (Amendment)	Authorized Length		
	Judge	Prosecutor ¹		Type ²	Place ³		Original Order (Days)	Number of Extensions	Total Length (Days)
97	WITTNER	MORGENTHAU	NARCOTICS	P	O8	07/03/1997	30	-	30
98	WITTNER	MORGENTHAU	NARCOTICS	P	O8	07/08/1997	30	-	30
99	WITTNER	MORGENTHAU	NARCOTICS	P	O8	07/08/1997	30	-	30
100	WITTNER	MORGENTHAU	NARCOTICS	P	A	07/15/1997	30	2	90
101	WITTNER	MORGENTHAU	NARCOTICS	E	O12	07/15/1997	30	2	90
102	WITTNER	MORGENTHAU	NARCOTICS	P	O8	07/15/1997	30	-	30
103	WITTNER	MORGENTHAU	NARCOTICS	E	O12	07/15/1997	30	-	30
104	WITTNER	MORGENTHAU	NARCOTICS	E	O12	07/15/1997	30	-	30
105	WITTNER	MORGENTHAU	NARCOTICS	E	O12	07/15/1997	30	-	30
106	WETZEL	MORGENTHAU	NARCOTICS	P	O8	07/18/1997	30	1	60
107	WETZEL	MORGENTHAU	NARCOTICS	P	O8	07/24/1997	30	-	30
108	WETZEL	MORGENTHAU	NARCOTICS	P	B	07/25/1997	30	1	60
109	WITTNER	MORGENTHAU	NARCOTICS	P	O8	07/30/1997	30	-	30
110	WETZEL	MORGENTHAU	NARCOTICS	E	O12	08/04/1997	30	2	90
111	WETZEL	MORGENTHAU	NARCOTICS	E	O12	08/04/1997	30	2	90
112	WETZEL	MORGENTHAU	NARCOTICS	P	O8	08/04/1997	30	-	30
113	WITTNER	MORGENTHAU	NARCOTICS	P	O8	08/08/1997	30	-	30
114	WETZEL	MORGENTHAU	NARCOTICS	E	O12	08/14/1997	30	-	30
115	WETZEL	MORGENTHAU	NARCOTICS	P	O8	08/15/1997	30	2	90
116	WETZEL	MORGENTHAU	NARCOTICS	P	B	08/15/1997	30	3	120
117	WETZEL	MORGENTHAU	NARCOTICS	P	O8	08/18/1997	30	-	30
118	WETZEL	MORGENTHAU	NARCOTICS	P	O8	08/18/1997	30	1	60
119	WITTNER	MORGENTHAU	NARCOTICS	E	O12	08/18/1997	30	1	60
120	WETZEL	MORGENTHAU	NARCOTICS	E	O12	08/19/1997	30	-	30
121	WETZEL	MORGENTHAU	NARCOTICS	E	O12	08/20/1997	30	-	30

¹ The prosecuting official authorized the filing of the application under provisions of the state's statute. (See Table 1 for this state's statutory citation.)

² Type: P=Phone Wire, M=Micro-Eavesdrop, E=Electronic, NR=Not Reported.

³ Place: S=Single Family Dwelling, A=Apartment, M=Multiple Dwelling, B=Business, R=Roving, O=Other.

Other: 6=Automobile/Van, 7=Briefcase, 8=Cellular/Mobile Phone, 9=Cemetery, 10=Closed Circuit TV, 11=Container, 12=Digital Display Pager, 13=Facsimile, 14=Garage/Parking Lot, 15=Hospital, 16=Hotel Room/Motel Room, 17=Jail, 18=Mobile Home/Trailer, 19=Package/Cargo, 20=Pay Phone, 21=Pen Register, 22=Prison, 23=Social Club, 24=Storage, 25=Telefax, 26=Courthouse, 27=Street, 28=Computer, 29=School.

**REPORT BY PROSECUTORS OF COURT AUTHORIZED INTERCEPTS OF WIRE, ORAL, OR ELECTRONIC COMMUNICATIONS
PURSUANT TO TITLE 18 U.S.C. 2519**

A.O. Number	Number Of Days in Oper- ation ⁴	Average Inter- cepts per Day	Number of			Costs		Number of						
			Persons Inter- cepted	Intercepts	Incrim- inating Intercepts	Total Cost in \$	Other Than Manpower in \$	Arrests	Trials	Motions to Suppress Intercepts ⁵			Persons Con- victed	
										G	D	P		
97	6	47	13	283	100	7,732	-	-	-	-	-	-	-	-
98	16	11	19	171	29	RELATED TO NO. 123								
99	6	13	4	78	31	RELATED TO NO. 123								
100	62	60	1	3,734	246	280,679	-	9	-	-	-	-	-	6
101	70	11	1	789	789	RELATED TO NO. 100								
102	28	27	1	749	-	RELATED TO NO. 123								
103	26	2	1	54	54	RELATED TO NO. 123								
104	26	13	1	340	340	RELATED TO NO. 123								
105	26	4	1	93	93	RELATED TO NO. 123								
106	41	42	29	1,715	418	21,806	-	-	-	-	-	-	-	-
107	6	10	7	58	18	RELATED TO NO. 123								
108	44	59	50	2,616	41	18,495	-	-	-	-	-	-	-	-
109	12	7	20	81	30	RELATED TO NO. 123								
110	87	1	1	76	76	-	-	-	-	-	-	-	-	-
111	87	2	1	154	154	-	-	-	-	-	-	-	-	-
112	30	3	5	100	12	RELATED TO NO. 120								
113	14	14	11	195	48	RELATED TO NO. 123								
114	29	4	1	117	117	-	-	-	-	-	-	-	-	-
115	53	-	-	-	-	-	-	-	-	-	-	-	-	-
116	67	92	355	6,191	612	17,211	-	-	-	-	-	-	-	-
117	28	-	1	10	-	RELATED TO NO. 100								
118	49	191	21	9,373	75	RELATED TO NO. 100								
119	41	1	1	33	33	RELATED TO NO. 100								
120	20	3	1	53	53	38,560	-	-	-	-	-	-	-	-
121	30	-	-	-	-	RELATED TO NO. 122								

⁴ NI in this column indicates Never Installed. I in this column indicates Installed But Never Used. NP in this column indicates No Prosecutor's Report.

⁵ Motions: G=Granted, D=Denied, P=Pending.

* This wiretap was terminated during 1995, but was not reported at that time because it was part of an ongoing investigation.

**This wiretap was terminated during 1996, but was not reported at that time because it was part of an ongoing investigation.

TABLE B-1
STATE NEW YORK

REPORT BY JUDGES OF COURT AUTHORIZED INTERCEPTS OF WIRE, ORAL, OR ELECTRONIC COMMUNICATIONS
PURSUANT TO TITLE 18 U.S.C. 2519

A.O. Number	Authorizing Official		Offense Specified	Intercept		Date of Application and (Amendment)	Authorized Length		
	Judge	Prosecutor ¹		Type ²	Place ³		Original Order (Days)	Number of Extensions	Total Length (Days)
122	WETZEL	MORGENTHAU	NARCOTICS	E	O12	08/20/1997	30	-	30
123	WETZEL	MORGENTHAU	NARCOTICS	E	O12	08/20/1997	30	-	30
124	WETZEL	MORGENTHAU	NARCOTICS	P	O8	09/12/1997	30	2	90
125	WETZEL	MORGENTHAU	NARCOTICS	E	O12	09/12/1997	30	2	90
126	MCMAHON	MORGENTHAU	NARCOTICS	P	O8	09/15/1997	30	1	60
127	MCMAHON	MORGENTHAU	NARCOTICS	E	O12	09/15/1997	30	1	60
128	MCMAHON	MORGENTHAU	NARCOTICS	P	O8	09/19/1997	30	1	60
129	MCMAHON	MORGENTHAU	NARCOTICS	P	O8	09/19/1997	30	1	60
130	WETZEL	MORGENTHAU	NARCOTICS	P	O8	09/23/1997	30	1	60
131	WETZEL	MORGENTHAU	NARCOTICS	E	O12	09/23/1997	30	1	60
132	MCMAHON	MORGENTHAU	NARCOTICS	P	O8	09/30/1997	30	-	30
133	MCMAHON	MORGENTHAU	NARCOTICS	E	O12	10/10/1997	30	-	30
134	MCMAHON	MORGENTHAU	NARCOTICS	E	O12	10/10/1997	30	-	30
135	MCMAHON	MORGENTHAU	NARCOTICS	P	O8	10/10/1997	30	1	60
136	MCMAHON	MORGENTHAU	NARCOTICS	P	O8	10/10/1997	30	-	30
137	MCMAHON	MORGENTHAU	NARCOTICS	P	O8	10/10/1997	30	-	30
138	MCMAHON	MORGENTHAU	NARCOTICS	E	O12	10/10/1997	30	-	30
139	MCMAHON	MORGENTHAU	NARCOTICS	E	O12	10/10/1997	30	-	30
140	MCLAUGHLIN	MORGENTHAU	NARCOTICS	P	S	10/10/1997	30	-	30
141	WETZEL	MORGENTHAU	NARCOTICS	E	O12	10/17/1997	30	-	30
142	WETZEL	MORGENTHAU	NARCOTICS	P	O8	10/17/1997	30	-	30
143	WETZEL	MORGENTHAU	NARCOTICS	E	O12	10/17/1997	30	-	30
144	WETZEL	MORGENTHAU	NARCOTICS	P	A	10/20/1997	30	-	30
145	WETZEL	MORGENTHAU	NARCOTICS	P	O8	10/20/1997	30	2	90
146	WETZEL	MORGENTHAU	NARCOTICS	E	O12	10/22/1997	30	-	30

¹ The prosecuting official authorized the filing of the application under provisions of the state's statute. (See Table 1 for this state's statutory citation.)

² Type: P=Phone Wire, M=Micro-Eavesdrop, E=Electronic, NR=Not Reported.

³ Place: S=Single Family Dwelling, A=Apartment, M=Multiple Dwelling, B=Business, R=Roving, O=Other.

Other: 6=Automobile/Van, 7=Briefcase, 8=Cellular/Mobile Phone, 9=Cemetery, 10=Closed Circuit TV, 11=Container, 12=Digital Display Pager, 13=Facsimile, 14=Garage/Parking Lot, 15=Hospital, 16=Hotel Room/Motel Room, 17=Jail, 18=Mobile Home/Trailer, 19=Package/Cargo, 20=Pay Phone, 21=Pen Register, 22=Prison, 23=Social Club, 24=Storage, 25=Telefax, 26=Courthouse, 27=Street, 28=Computer, 29=School.

**REPORT BY PROSECUTORS OF COURT AUTHORIZED INTERCEPTS OF WIRE, ORAL, OR ELECTRONIC COMMUNICATIONS
PURSUANT TO TITLE 18 U.S.C. 2519**

A.O. Number	Number Of Days in Operation ⁴	Average Intercepts per Day	Number of			Costs		Number of						
			Persons Intercepted	Intercepts	Incriminating Intercepts	Total Cost in \$	Other Than Manpower in \$	Arrests	Trials	Motions to Suppress Intercepts ⁵			Persons Convicted	
										G	D	P		
122	28	3	1	80	80	111,176	-	2	-	-	-	-	-	-
123	30	-	-	-	-	RELATED TO NO. 122								
124	56	4	13	236	28	RELATED TO NO. 125								
125	56	1	1	75	75	15,430	-	-	-	-	-	-	-	-
126	51	4	16	215	64	RELATED TO NO. 127								
127	57	6	1	329	329	11,430	-	-	-	-	-	-	-	-
128	27	5	8	132	26	RELATED TO NO. 150								
129	25	33	13	825	234	RELATED TO NO. 150								
130	44	5	7	231	21	RELATED TO NO. 125								
131	44	2	1	89	89	RELATED TO NO. 125								
132	9	9	1	77	21	RELATED TO NO. 150								
133	NI	-	-	-	-	-	-	-	-	-	-	-	-	-
134	NI	-	-	-	-	-	-	-	-	-	-	-	-	-
135	33	-	23	1	1	RELATED TO NO. 150								
136	23	-	-	-	-	RELATED TO NO. 150								
137	23	-	4	1	1	RELATED TO NO. 150								
138	10	18	1	178	178	RELATED TO NO. 150								
139	23	5	1	107	107	RELATED TO NO. 150								
140	30	9	15	273	127	-	-	5	-	-	-	1	-	-
141	29	4	1	109	109	-	-	-	-	-	-	-	-	-
142	24	-	-	-	-	RELATED TO NO. 143								
143	28	1	1	31	31	RELATED TO NO. 142								
144	22	-	-	-	-	-	-	-	-	-	-	-	-	-
145	22	-	-	-	-	-	-	-	-	-	-	-	-	-
146	8	17	1	132	132	-	-	RELATED TO NO. 147						

⁴ NI in this column indicates Never Installed. I in this column indicates Installed But Never Used. NP in this column indicates No Prosecutor's Report.

⁵ Motions: G=Granted, D=Denied, P=Pending.

* This wiretap was terminated during 1995, but was not reported at that time because it was part of an ongoing investigation.

**This wiretap was terminated during 1996, but was not reported at that time because it was part of an ongoing investigation.

TABLE B-1
STATE NEW YORK

REPORT BY JUDGES OF COURT AUTHORIZED INTERCEPTS OF WIRE, ORAL, OR ELECTRONIC COMMUNICATIONS
PURSUANT TO TITLE 18 U.S.C. 2519

A.O. Number	Authorizing Official		Offense Specified	Intercept		Date of Application and (Amendment)	Authorized Length		
	Judge	Prosecutor ¹		Type ²	Place ³		Original Order (Days)	Number of Extensions	Total Length (Days)
NYC SPECIAL NARCOTICS BUREAU (CONTINUED)									
147	WETZEL	MORGENTHAU	NARCOTICS	E	O12	10/22/1997	30	1	60
148	WETZEL	MORGENTHAU	NARCOTICS	P	O8	10/22/1997	30	2	90
149	MCMAHON	MORGENTHAU	NARCOTICS	P	O8	10/23/1997	30	-	30
150	MCMAHON	MORGENTHAU	NARCOTICS	P	O8	10/23/1997	30	-	30
151	MCLAUGHLIN	MORGENTHAU	NARCOTICS	E	O12	10/31/1997	30	-	30
152	MCLAUGHLIN	MORGENTHAU	NARCOTICS	P	S	10/31/1997	30	-	30
153	MCMAHON	MORGENTHAU	NARCOTICS	P	O8	11/07/1997	30	1	60
154	MCMAHON	MORGENTHAU	NARCOTICS	E	O12	11/07/1997	30	-	30
155	MCMAHON	MORGENTHAU	NARCOTICS	E	O12	11/07/1997	30	1	60
156	MCMAHON	MORGENTHAU	NARCOTICS	P	O8	11/07/1997	30	1	60
157	WETZEL	MORGENTHAU	NARCOTICS	E	O12	11/18/1997	30	-	30
158	WETZEL	MORGENTHAU	NARCOTICS	P	O8	11/26/1997	30	2	90
159	MCMAHON	MORGENTHAU	NARCOTICS	P	O8	12/01/1997	30	-	30
160	WETZEL	MORGENTHAU	NARCOTICS	E	RO12	12/02/1997	30	1	57
161	WETZEL	MORGENTHAU	NARCOTICS	P	A	12/19/1997	30	1	60
162	WETZEL	MORGENTHAU	NARCOTICS	E	O12	12/19/1997	30	1	60
79**	WITTNER	MORGENTHAU	NARCOTICS	E	RO12	10/13/1995	30	4	150
80**	WITTNER	MORGENTHAU	NARCOTICS	P	R	10/27/1995	30	3	120
81**	WITTNER	MORGENTHAU	NARCOTICS	E	RO12	10/27/1995	30	3	120
82**	WITTNER	MORGENTHAU	NARCOTICS	E	RO12	11/22/1995	30	1	60
83**	WITTNER	MORGENTHAU	NARCOTICS	P	R	11/30/1995	30	2	90
84**	WITTNER	MORGENTHAU	NARCOTICS	P	R	01/19/1996	30	-	30
85**	WITTNER	MORGENTHAU	NARCOTICS	E	RO12	01/19/1996	30	-	30
86**	WITTNER	MORGENTHAU	NARCOTICS	P	R	02/01/1996	30	-	30
87**	WITTNER	MORGENTHAU	NARCOTICS	E	RO12	02/16/1996	30	-	30

¹ The prosecuting official authorized the filing of the application under provisions of the state's statute. (See Table 1 for this state's statutory citation.)

² Type: P=Phone Wire, M=Micro-Eavesdrop, E=Electronic, NR=Not Reported.

³ Place: S=Single Family Dwelling, A=Apartment, M=Multiple Dwelling, B=Business, R=Roving, O=Other.

Other: 6=Automobile/Van, 7=Briefcase, 8=Cellular/Mobile Phone, 9=Cemetery, 10=Closed Circuit TV, 11=Container, 12=Digital Display Pager, 13=Facsimile, 14=Garage/Parking Lot, 15=Hospital, 16=Hotel Room/Motel Room, 17=Jail, 18=Mobile Home/Trailer, 19=Package/Cargo, 20=Pay Phone, 21=Pen Register, 22=Prison, 23=Social Club, 24=Storage, 25=Telefax, 26=Courthouse, 27=Street, 28=Computer, 29=School.

**REPORT BY PROSECUTORS OF COURT AUTHORIZED INTERCEPTS OF WIRE, ORAL, OR ELECTRONIC COMMUNICATIONS
PURSUANT TO TITLE 18 U.S.C. 2519**

A.O. Number	Number Of Days in Operation ⁴	Average Intercepts per Day	Number of			Costs		Number of					
			Persons Intercepted	Intercepts	Incriminating Intercepts	Total Cost in \$	Other Than Manpower in \$	Arrests	Trials	Motions to Suppress Intercepts ⁵			Persons Convicted
										G	D	P	
147	60	12	1	692	692	-	-	14	-	-	-	-	2
148	NP	-	-	-	-	-	-	-	-	-	-	-	-
149	4	-	2	1	1	RELATED TO NO. 150		-	-	-	-	-	-
150	4	-	14	1	1	86,429	-	6	-	-	-	-	-
151	29	3	11	95	40	28,000	-	5	-	-	-	-	5
152	29	5	8	140	17	RELATED TO NO. 151		-	-	-	-	-	-
153	7	-	-	-	-	-	-	RELATED TO NO. 159					-
154	7	7	1	49	49	-	-	RELATED TO NO. 159					-
155	26	1	1	27	27	-	-	RELATED TO NO. 159					-
156	33	-	-	-	-	-	-	RELATED TO NO. 159					-
157	30	10	1	293	293	-	-	-	-	-	-	-	-
158	NP	-	-	-	-	-	-	-	-	-	-	-	-
159	12	-	1	1	1	-	-	4	-	-	-	-	-
160	16	-	-	-	-	-	-	-	-	-	-	-	-
161	NP	-	-	-	-	-	-	-	-	-	-	-	-
162	NP	-	-	-	-	-	-	-	-	-	-	-	-
79**	126	24	1	3,000	1	500,462	-	7	-	-	-	1	-
80**	111	20	184	2,192	430	RELATED TO NO. 79**							-
81**	112	28	1	3,119	1	RELATED TO NO. 79**							-
82**	49	13	1	650	-	RELATED TO NO. 79**							-
83**	78	32	435	2,494	474	RELATED TO NO. 79**							-
84**	12	15	72	183	45	RELATED TO NO. 79**							-
85**	12	1	1	6	-	RELATED TO NO. 79**							-
86**	15	11	11	167	34	RELATED TO NO. 79**							-
87**	1	-	-	-	-	RELATED TO NO. 79**							-

⁴ NI in this column indicates Never Installed. I in this column indicates Installed But Never Used. NP in this column indicates No Prosecutor's Report.

⁵ Motions: G=Granted, D=Denied, P=Pending.

* This wiretap was terminated during 1995, but was not reported at that time because it was part of an ongoing investigation.

**This wiretap was terminated during 1996, but was not reported at that time because it was part of an ongoing investigation.

TABLE B-1
STATE NEW YORK

REPORT BY JUDGES OF COURT AUTHORIZED INTERCEPTS OF WIRE, ORAL, OR ELECTRONIC COMMUNICATIONS
PURSUANT TO TITLE 18 U.S.C. 2519

A.O. Number	Authorizing Official		Offense Specified	Intercept		Date of Application and (Amendment)	Authorized Length		
	Judge	Prosecutor ¹		Type ²	Place ³		Original Order (Days)	Number of Extensions	Total Length (Days)
NYC SPECIAL NARCOTICS BUREAU (CONTINUED)									
88**	WITTNER	MORGENTHAU	NARCOTICS	E	RO12	02/16/1996	30	-	30
89**	SNYDER	MORGENTHAU	NARCOTICS	P	A	03/20/1996	30	1	60
90**	SNYDER	MORGENTHAU	NARCOTICS	E	AO12	03/20/1996	30	1	60
91**	SNYDER	MORGENTHAU	NARCOTICS	E	O12	10/24/1996	30	-	30
92**	SNYDER	MORGENTHAU	NARCOTICS	P	O8	10/24/1996	30	1	60
93**	SNYDER	MORGENTHAU	NARCOTICS	P	O8	10/24/1996	30	-	30
94**	SNYDER	MORGENTHAU	NARCOTICS	E	O12	10/24/1996	30	1	60
95**	SNYDER	MORGENTHAU	NARCOTICS	P	O8	10/29/1996	30	-	30
96**	SNYDER	MORGENTHAU	NARCOTICS	P	O8	11/20/1996	30	1	60
97**	SNYDER	MORGENTHAU	NARCOTICS	P	O8	11/20/1996	30	1	60
ONONDAGA									
1	ELLIOTT	FITZPATRICK	NARCOTICS	P	S	02/04/1997	30	-	30
2	BURKE	FITZPATRICK	NARCOTICS	P	SABO21	04/01/1997	30	5	180
3	BURKE	FITZPATRICK	NARCOTICS	E	O12	10/06/1997	30	-	30
4	FAHEY	FITZPATRICK	NARCOTICS	P	SO21	10/09/1997	30	3	120
4**	BUCKLEY	FITZPATRICK	NARCOTICS	PE	SO21	10/17/1996	30	-	30
QUEENS									
1	O'BRIEN	BROWN	LARCENY	PM	BO8	02/06/1996	30	17	540
2	KRAUSMAN	BROWN	NARCOTICS	PME	SBO6,O12	07/16/1996	30	10	330
3	MCLAUGHLIN	BROWN	NARCOTICS	PE	SAO8,O12	07/25/1996	30	8	270
4	MILLER	BROWN	RACKETEERING	PE	AO13	10/02/1996	30	3	120
5	ALTMAN	BROWN	THEFT	P	SB	10/21/1996	30	2	90
6	O'BRIEN	BROWN	GAMBLING	PM	SA	11/22/1996	30	11	360
7	MCGANN	BROWN	NARCOTICS	PE	AO8	11/27/1996	30	3	120
8	KOHM	BROWN	NARCOTICS	PE	O8,O12	12/12/1996	30	-	30

¹ The prosecuting official authorized the filing of the application under provisions of the state's statute. (See Table 1 for this state's statutory citation.)

² Type: P=Phone Wire, M=Micro-Eavesdrop, E=Electronic, NR=Not Reported.

³ Place: S=Single Family Dwelling, A=Apartment, M=Multiple Dwelling, B=Business, R=Roving, O=Other.

Other: 6=Automobile/Van, 7=Briefcase, 8=Cellular/Mobile Phone, 9=Cemetery, 10=Closed Circuit TV, 11=Container, 12=Digital Display Pager, 13=Facsimile, 14=Garage/Parking Lot, 15=Hospital, 16=Hotel Room/Motel Room, 17=Jail, 18=Mobile Home/Trailer, 19=Package/Cargo, 20=Pay Phone, 21=Pen Register, 22=Prison, 23=Social Club, 24=Storage, 25=Telefax, 26=Courthouse, 27=Street, 28=Computer, 29=School.

**REPORT BY PROSECUTORS OF COURT AUTHORIZED INTERCEPTS OF WIRE, ORAL, OR ELECTRONIC COMMUNICATIONS
PURSUANT TO TITLE 18 U.S.C. 2519**

A.O. Number	Number Of Days in Oper- ation ⁴	Average Inter- cepts per Day	Number of			Costs		Number of					
			Persons Inter- cepted	Intercepts	Incrim- inating Intercepts	Total Cost in \$	Other Than Manpower in \$	Arrests	Trials	Motions to Suppress Intercepts ⁵			Persons Con- victed
										G	D	P	
NYC SPECIAL NARCOTICS BUREAU (CONTINUED)													
88**	1	-	-	-	-	RELATED TO NO. 79**							
89**	37	43	117	1,586	288	70,549	-	9	-	-	3	-	-
90**	37	17	1	619	619	RELATED TO NO. 89**							
91**	27	2	1	44	44	RELATED TO NO. 2							
92**	48	10	18	457	81	RELATED TO NO. 2							
93**	26	6	15	158	20	RELATED TO NO. 2							
94**	45	4	1	201	201	RELATED TO NO. 2							
95**	22	5	16	104	19	RELATED TO NO. 2							
96**	23	37	10	842	146	RELATED TO NO. 2							
97**	21	33	10	694	124	RELATED TO NO. 2							
ONONDAGA													
1	27	-	1	1	1	450	-	6	-	-	-	-	-
2	57	9	12	490	1	575	-	11	-	-	-	-	-
3	30	10	25	300	-	643	643	-	-	-	-	-	-
4	10	301	5	3,012	1	400	-	4	-	-	-	-	-
4**	27	-	5	5	5	500	-	2	-	-	-	-	-
QUEENS													
1	497	112	594	55,741	5,579	805,960	169,800	-	-	-	-	-	-
2	258	54	166	13,982	3,239	416,575	65,775	19	-	-	4	-	10
3	240	18	19	4,427	123	27,375	1,000	-	-	-	-	-	-
4	108	62	124	6,689	1,501	62,652	13,852	12	-	-	8	-	1
5	84	94	97	7,893	515	136,320	18,720	6	-	-	-	1	-
6	320	48	75	15,234	10,174	296,400	190,800	-	-	-	-	-	-
7	120	135	6,028	16,141	11,298	22,500	7,500	41	-	-	1	5	25
8	20	2	8	37	10	750	250	8	-	-	-	-	6

⁴ NI in this column indicates Never Installed. I in this column indicates Installed But Never Used. NP in this column indicates No Prosecutor's Report.

⁵ Motions: G=Granted, D=Denied, P=Pending.

* This wiretap was terminated during 1995, but was not reported at that time because it was part of an ongoing investigation.

**This wiretap was terminated during 1996, but was not reported at that time because it was part of an ongoing investigation.

TABLE B-1
STATE NEW YORK

REPORT BY JUDGES OF COURT AUTHORIZED INTERCEPTS OF WIRE, ORAL, OR ELECTRONIC COMMUNICATIONS
PURSUANT TO TITLE 18 U.S.C. 2519

A.O. Number	Authorizing Official		Offense Specified	Intercept		Date of Application and (Amendment)	Authorized Length		
	Judge	Prosecutor ¹		Type ²	Place ³		Original Order (Days)	Number of Extensions	Total Length (Days)
QUEENS (CONTINUED)									
9	THOMPSON	BROWN	THEFT	P	B	01/16/1997	30	-	30
10	DEMAKOS	BROWN	GAMBLING	P	A	01/22/1997	30	-	30
11	MCGANN	BROWN	NARCOTICS	PME	BO6,O12	02/05/1997	30	5	180
12	MCLAUGHLIN	BROWN	NARCOTICS	PE	SAO12	02/06/1997	30	1	60
13	MCGANN	BROWN	THEFT	M	B	03/27/1997	30	1	57
14	MCGANN	BROWN	NARCOTICS	PE	AO12	04/02/1997	30	3	109
RENSSELAER									
1	MCGRATH	BRUNO	GAMBLING	P	A	11/07/1997	30	-	30
2	MCGRATH	BRUNO	GAMBLING	P	A	11/12/1997	30	-	30
ROCKLAND									
1	MEEHAN	BONGIORNO	GAMBLING	P	S	12/06/1996	30	-	30
2	KELLY	BONGIORNO	NARCOTICS	E	O12	03/07/1997	30	-	30
3	NELSON	BONGIORNO	NARCOTICS	E	O12	07/01/1997	30	1	60
4	NELSON	BONGIORNO	NARCOTICS	E	O12	07/03/1997	30	5	180
5	NELSON	BONGIORNO	NARCOTICS	P	AO8	09/26/1997	30	2	90
1**	NELSON	BONGIORNO	NARCOTICS	P	S	03/14/1996	30	-	30
2**	NELSON	BONGIORNO	NARCOTICS	PME	SO8	03/14/1996	30	-	30
3**	NELSON	BONGIORNO	NARCOTICS	E	SO12	03/14/1996	30	-	30
SUFFOLK									
1	COPERTINO	CATTERSON	GAMBLING	P	A	12/20/1996	30	-	30
2	LIFSON	CATTERSON	GAMBLING	P	S	01/02/1997	30	-	30
3	LIFSON	CATTERSON	GAMBLING	P	A	01/10/1997	30	-	30
4	DOYLE	COHEN	NARCOTICS	E	O12	03/04/1997	30	-	30
5	UNDERWOOD	CATTERSON	GAMBLING	P	S	03/07/1997	30	-	30
6	BRACKEN	CATTERSON	GAMBLING	P	A	03/17/1997	30	-	30

¹ The prosecuting official authorized the filing of the application under provisions of the state's statute. (See Table 1 for this state's statutory citation.)

² Type: P=Phone Wire, M=Micro-Eavesdrop, E=Electronic, NR=Not Reported.

³ Place: S=Single Family Dwelling, A=Apartment, M=Multiple Dwelling, B=Business, R=Roving, O=Other.

Other: 6=Automobile/Van, 7=Briefcase, 8=Cellular/Mobile Phone, 9=Cemetery, 10=Closed Circuit TV, 11=Container, 12=Digital Display Pager, 13=Facsimile, 14=Garage/Parking Lot, 15=Hospital, 16=Hotel Room/Motel Room, 17=Jail, 18=Mobile Home/Trailer, 19=Package/Cargo, 20=Pay Phone, 21=Pen Register, 22=Prison, 23=Social Club, 24=Storage, 25=Telefax, 26=Courthouse, 27=Street, 28=Computer, 29=School.

**REPORT BY PROSECUTORS OF COURT AUTHORIZED INTERCEPTS OF WIRE, ORAL, OR ELECTRONIC COMMUNICATIONS
PURSUANT TO TITLE 18 U.S.C. 2519**

A.O. Number	Number Of Days in Operation ⁴	Average Intercepts per Day	Number of			Costs		Number of					
			Persons Intercepted	Intercepts	Incriminating Intercepts	Total Cost in \$	Other Than Manpower in \$	Arrests	Trials	Motions to Suppress Intercepts ⁵			Persons Convicted
										G	D	P	
QUEENS (CONTINUED)													
9	30	98	59	2,951	165	15,900	3,900	3	-	-	-	-	-
10	4	64	43	257	218	4,240	1,040	20	-	-	-	-	20
11	120	89	38	10,723	2,403	30,470	18,150	1	-	-	-	-	-
12	50	108	30	5,382	3,929	38,550	8,550	1	-	-	-	-	1
13	36	33	25	1,171	92	24,275	8,675	3	-	-	-	-	-
14	81	29	45	2,373	125	27,549	22,135	2	-	-	-	-	-
RENSSELAER													
1	30	11	2	320	210	2,554	300	-	-	-	-	-	-
2	30	10	2	291	174	2,204	300	-	-	-	-	-	-
ROCKLAND													
1	25	43	1,093	1,068	856	46,260	900	2	-	-	-	-	2
2	29	30	876	876	300	5,325	25	3	-	-	-	-	2
3	48	21	1,015	1,015	325	RELATED TO NO. 5							
4	171	7	1,200	1,200	400	RELATED TO NO. 5							
5	79	144	23,000	11,344	400	70,898	6,023	13	-	-	-	-	2
1**	15	51	20	764	157	85,039	4,439	8	-	-	-	-	8
2**	15	10	5	145	25	RELATED TO NO. 1**							
3**	15	21	20	317	150	RELATED TO NO. 1**							
SUFFOLK													
1	15	9	21	137	127	4,739	1,500	-	-	-	-	-	-
2	22	58	2,550	1,275	125	6,803	500	6	-	-	-	-	6
3	16	7	228	114	5	2,600	500	RELATED TO NO. 2					
4	22	94	1	2,062	2,062	25,039	3,773	-	-	-	-	-	-
5	6	33	390	195	21	2,974	500	-	-	-	-	-	-
6	15	42	41	624	36	10,413	2,000	3	-	-	-	-	-

⁴ NI in this column indicates Never Installed. I in this column indicates Installed But Never Used. NP in this column indicates No Prosecutor's Report.

⁵ Motions: G=Granted, D=Denied, P=Pending.

* This wiretap was terminated during 1995, but was not reported at that time because it was part of an ongoing investigation.

**This wiretap was terminated during 1996, but was not reported at that time because it was part of an ongoing investigation.

TABLE B-1
STATE NEW YORK

REPORT BY JUDGES OF COURT AUTHORIZED INTERCEPTS OF WIRE, ORAL, OR ELECTRONIC COMMUNICATIONS
PURSUANT TO TITLE 18 U.S.C. 2519

A.O. Number	Authorizing Official		Offense Specified	Intercept		Date of Application and (Amendment)	Authorized Length		
	Judge	Prosecutor ¹		Type ²	Place ³		Original Order (Days)	Number of Extensions	Total Length (Days)
7	MULLEN	CATTERSON	NARCOTICS	E	O12	04/23/1997	30	-	30
8	MULLEN	CATTERSON	NARCOTICS	P	S	04/23/1997	30	-	30
9	MULLEN	CATTERSON	NARCOTICS	P	S	05/22/1997	30	-	30
10	MULLEN	CATTERSON	NARCOTICS	E	O12	05/22/1997	30	-	30
11	MULLEN	CATTERSON	NARCOTICS	E	O12	05/22/1997	30	-	30
12	DOYLE	CATTERSON	OTHER	P	B	06/19/1997	30	-	30
13	GAZZILLO	CATTERSON	LARCENY	P	B	09/16/1997	30	-	30
14	GAZZILLO	CATTERSON	LARCENY	P	B	09/16/1997	30	-	30
15	GAZZILLO	CATTERSON	LARCENY	P	O8	09/16/1997	30	2	90
16	GAZZILLO	CATTERSON	LARCENY	P	B	09/16/1997	30	2	90
17	GAZZILLO	CATTERSON	LARCENY	P	S	09/16/1997	30	2	90
18	GAZZILLO	CATTERSON	LARCENY	P	S	09/16/1997	30	2	90
19	GAZZILLO	CATTERSON	NARCOTICS	P	S	10/09/1997	30	1	60
20	GAZZILLO	CATTERSON	NARCOTICS	P	O8	10/09/1997	30	1	60
21	GAZZILLO	CATTERSON	NARCOTICS	E	O12	10/09/1997	30	-	30
22	GAZZILLO	CATTERSON	NARCOTICS	E	O12	10/09/1997	30	1	60
23	DOYLE	COHEN	NARCOTICS	E	O12	11/12/1997	30	-	30
24	DOYLE	COHEN	NARCOTICS	E	O12	11/12/1997	30	-	30
25	DOYLE	COHEN	NARCOTICS	E	O12	11/12/1997	30	-	30
26	DOYLE	COHEN	NARCOTICS	P	S	11/12/1997	30	-	30
27	DOYLE	COHEN	NARCOTICS	P	S	11/12/1997	30	-	30
28	DOYLE	COHEN	NARCOTICS	P	S	11/12/1997	30	-	30
29	GAZZILLO	CATTERSON	USURY	P	O8	11/24/1997	30	-	30

¹ The prosecuting official authorized the filing of the application under provisions of the state's statute. (See Table 1 for this state's statutory citation.)

² Type: P=Phone Wire, M=Micro-Eavesdrop, E=Electronic, NR=Not Reported.

³ Place: S=Single Family Dwelling, A=Apartment, M=Multiple Dwelling, B=Business, R=Roving, O=Other.

Other: 6=Automobile/Van, 7=Briefcase, 8=Cellular/Mobile Phone, 9=Cemetery, 10=Closed Circuit TV, 11=Container, 12=Digital Display Pager, 13=Facsimile, 14=Garage/Parking Lot, 15=Hospital, 16=Hotel Room/Motel Room, 17=Jail, 18=Mobile Home/Trailer, 19=Package/Cargo, 20=Pay Phone, 21=Pen Register, 22=Prison, 23=Social Club, 24=Storage, 25=Telefax, 26=Courthouse, 27=Street, 28=Computer, 29=School.

**REPORT BY PROSECUTORS OF COURT AUTHORIZED INTERCEPTS OF WIRE, ORAL, OR ELECTRONIC COMMUNICATIONS
PURSUANT TO TITLE 18 U.S.C. 2519**

A.O. Number	Number Of Days in Operation ⁴	Average Intercepts per Day	Number of			Costs		Number of					
			Persons Intercepted	Intercepts	Incriminating Intercepts	Total Cost in \$	Other Than Manpower in \$	Arrests	Trials	Motions to Suppress Intercepts ⁵			Persons Convicted
										G	D	P	
7	29	16	1	468	468	RELATED TO NO. 8							
8	30	234	75	7,009	850	140,512	4,400	42	-	-	-	-	24
9	19	102	400	1,940	249	104,997	1,987	RELATED TO NO. 8					
10	18	33	1	585	585	RELATED TO NO. 9		RELATED TO NO. 8					
11	18	42	1	759	759	RELATED TO NO. 9		RELATED TO NO. 8					
12	23	106	1,293	2,438	6	23,401	1,001	-	-	-	-	-	-
13	23	29	409	664	-	RELATED TO NO. 14							
14	4	26	73	103	-	143,208	1,528	-	-	-	-	-	-
15	55	5	12	291	-	RELATED TO NO. 14							
16	43	78	2,095	3,357	4	RELATED TO NO. 14		3	-	-	-	-	-
17	64	16	37	1,036	19	RELATED TO NO. 14							
18	63	23	52	1,441	9	RELATED TO NO. 14							
19	56	29	232	1,650	147	313,847	7,203	17	-	-	-	-	-
20	56	6	64	339	76	RELATED TO NO. 19							
21	I	-	-	-	-	RELATED TO NO. 19							
22	56	11	1	620	38	RELATED TO NO. 19							
23	21	29	1	605	605	RELATED TO NO. 26							
24	21	26	1	554	554	RELATED TO NO. 26							
25	21	1	1	22	22	RELATED TO NO. 26							
26	21	96	330	2,014	246	137,181	4,440	13	-	-	-	-	-
27	21	61	330	1,280	42	RELATED TO NO. 26							
28	21	-	330	4	-	RELATED TO NO. 26							
29	22	8	14	170	2	RELATED TO NO. 14							

⁴ NI in this column indicates Never Installed. I in this column indicates Installed But Never Used. NP in this column indicates No Prosecutor's Report.

⁵ Motions: G=Granted, D=Denied, P=Pending.

* This wiretap was terminated during 1995, but was not reported at that time because it was part of an ongoing investigation.

**This wiretap was terminated during 1996, but was not reported at that time because it was part of an ongoing investigation.

TABLE B-1
STATE NEW YORK

REPORT BY JUDGES OF COURT AUTHORIZED INTERCEPTS OF WIRE, ORAL, OR ELECTRONIC COMMUNICATIONS
PURSUANT TO TITLE 18 U.S.C. 2519

A.O. Number	Authorizing Official		Offense Specified	Intercept		Date of Application and (Amendment)	Authorized Length		
	Judge	Prosecutor ¹		Type ²	Place ³		Original Order (Days)	Number of Extensions	Total Length (Days)
1	LACAVA	PIRRO	GAMBLING	P	B	09/12/1996	30	3	120
2	LEAVITT	PIRRO	GAMBLING	P	S	12/23/1996	30	-	30
3	LANGE	PIRRO	GAMBLING	P	A	01/07/1997	30	-	30
4	LANGE	PIRRO	GAMBLING	P	M	01/30/1997	30	-	30
5	LEAVITT	DONOHUE	USURY	P	S	03/28/1997	30	-	30
6	DAVIDOWITZ	PIRRO	NARCOTICS	P	S	05/05/1997	30	2	90
7	DAVIDOWITZ	PIRRO	NARCOTICS	P	A	06/04/1997	30	1	60
8	DAVIDOWITZ	PIRRO	NARCOTICS	E	R	06/25/1997	30	-	30
9	DAVIDOWITZ	PIRRO	NARCOTICS	E	R	06/25/1997	30	-	30
10	DAVIDOWITZ	PIRRO	NARCOTICS	E	R	06/25/1997	30	-	30
11	LEAVITT	PIRRO	GAMBLING	M	B	10/21/1997	30	1	60
12	LEAVITT	PIRRO	GAMBLING	P	B	12/23/1997	30	-	30
15**	LACAVA	PIRRO	GAMBLING	P	B	10/11/1996	30	2	90
16**	DAVIDOWITZ	PIRRO	GAMBLING	P	S	10/25/1996	30	2	90
17**	LACAVA	PIRRO	GAMBLING	P	A	11/27/1996	30	-	30

WESTCHESTER

¹ The prosecuting official authorized the filing of the application under provisions of the state's statute. (See Table 1 for this state's statutory citation.)

² Type: P=Phone Wire, M=Micro-Eavesdrop, E=Electronic, NR=Not Reported.

³ Place: S=Single Family Dwelling, A=Apartment, M=Multiple Dwelling, B=Business, R=Roving, O=Other.

Other: 6=Automobile/Van, 7=Briefcase, 8=Cellular/Mobile Phone, 9=Cemetery, 10=Closed Circuit TV, 11=Container, 12=Digital Display Pager, 13=Facsimile, 14=Garage/Parking Lot, 15=Hospital, 16=Hotel Room/Motel Room, 17=Jail, 18=Mobile Home/Trailer, 19=Package/Cargo, 20=Pay Phone, 21=Pen Register, 22=Prison, 23=Social Club, 24=Storage, 25=Telefax, 26=Courthouse, 27=Street, 28=Computer, 29=School.

**REPORT BY PROSECUTORS OF COURT AUTHORIZED INTERCEPTS OF WIRE, ORAL, OR ELECTRONIC COMMUNICATIONS
PURSUANT TO TITLE 18 U.S.C. 2519**

A.O. Number	Number Of Days in Oper- ation ⁴	Average Inter- cepts per Day	Number of			Costs		Number of					
			Persons Inter- cepted	Intercepts	Incrim- inating Intercepts	Total Cost in \$	Other Than Manpower in \$	Arrests	Trials	Motions to Suppress Intercepts ⁵			Persons Con- victed
										G	D	P	
1	118	37	3	4,406	4,250	41,608	3,208	2	-	-	-	2	-
2	12	50	21	594	105	9,780	820	-	-	-	-	-	-
3	27	37	20	1,007	994	9,800	1,400	-	-	-	-	-	-
4	11	58	25	633	552	8,015	815	4	-	-	-	-	4
5	30	2	2	60	60	21,360	2,600	2	-	-	-	-	2
6	78	25	28	1,942	869	176,080	6,080	7	-	-	-	1	-
7	54	35	33	1,900	384	RELATED TO NO. 6							
8	10	9	1	90	-	RELATED TO NO. 6							
9	5	34	1	171	-	RELATED TO NO. 6							
10	10	42	1	417	-	RELATED TO NO. 6							
11	NP	-	-	-	-	-	-	-	-	-	-	-	-
12	NP	-	-	-	-	-	-	-	-	-	-	-	-
15**	76	5	3	407	280	14,086	1,286	-	-	-	-	-	-
16**	58	52	6	3,000	2,900	27,216	5,456	5	-	-	-	5	-
17**	21	77	4	1,625	1,005	8,235	875	RELATED TO NO. 16**					

⁴ NI in this column indicates Never Installed. I in this column indicates Installed But Never Used. NP in this column indicates No Prosecutor's Report.

⁵ Motions: G=Granted, D=Denied, P=Pending.

* This wiretap was terminated during 1995, but was not reported at that time because it was part of an ongoing investigation.

**This wiretap was terminated during 1996, but was not reported at that time because it was part of an ongoing investigation.

TABLE B-1
STATE OHIO

REPORT BY JUDGES OF COURT AUTHORIZED INTERCEPTS OF WIRE, ORAL, OR ELECTRONIC COMMUNICATIONS
PURSUANT TO TITLE 18 U.S.C. 2519

A.O. Number	Authorizing Official		Offense Specified	Intercept		Date of Application and (Amendment)	Authorized Length		
	Judge	Prosecutor ¹		Type ²	Place ³		Original Order (Days)	Number of Extensions	Total Length (Days)
HANCOCK									
1**	NIEMEYER	FRY	NARCOTICS	P	S	10/31/1996	27	1	40
HENRY									
1**	MUEHLFELD	HANNA	CORRUPTION	P	O18	10/31/1996	27	1	40
LUCAS									
1	SKOW	MATUSZAK	NARCOTICS	E	O12	06/16/1997	30	3	120
2	JENSEN	MATUSZAK	NARCOTICS	P	S	10/16/1997	30	1	60

¹The prosecuting official authorized the filing of the application under provisions of the state's statute. (See Table 1 for this state's statutory citation.)

²Type: P=Phone Wire, M=Micro-Eavesdrop, E=Electronic, NR=Not Reported.

³Place: S=Single Family Dwelling, A=Apartment, M=Multiple Dwelling, B=Business, R=Roving, O=Other.

Other: 6=Automobile/Van, 7=Briefcase, 8=Cellular/Mobile Phone, 9=Cemetery, 10=Closed Circuit TV, 11=Container, 12=Digital Display Pager, 13=Facsimile, 14=Garage/Parking Lot, 15=Hospital, 16=Hotel Room/Motel Room, 17=Jail, 18=Mobile Home/Trailer, 19=Package/Cargo, 20=Pay Phone, 21=Pen Register, 22=Prison, 23=Social Club, 24=Storage, 25=Telefax, 26=Courthouse, 27=Street, 28=Computer, 29=School.

REPORT BY PROSECUTORS OF COURT AUTHORIZED INTERCEPTS OF WIRE, ORAL, OR ELECTRONIC COMMUNICATIONS
PURSUANT TO TITLE 18 U.S.C. 2519

A.O. Number	Number Of Days in Operation ⁴	Average Intercepts per Day	Number of			Costs		Number of					
			Persons Intercepted	Intercepts	Incriminating Intercepts	Total Cost in \$	Other Than Manpower in \$	Arrests	Trials	Motions to Suppress Intercepts ⁵			Persons Convicted
										G	D	P	
HANCOCK													
1**	40	13	48	532	177	-	-	-	-	-	-	-	-
HENRY													
1**	40	35	74	1,380	386	119,919	19,811	20	-	-	-	-	-
LUCAS													
1	NP	-	-	-	-	-	-	-	-	-	-	-	-
2	NP	-	-	-	-	-	-	-	-	-	-	-	-

⁴ NI in this column indicates Never Installed. I in this column indicates Installed But Never Used. NP in this column indicates No Prosecutor's Report.

⁵ Motions: G=Granted, D=Denied, P=Pending.

* This wiretap was terminated during 1995, but was not reported at that time because it was part of an ongoing investigation.

**This wiretap was terminated during 1996, but was not reported at that time because it was part of an ongoing investigation.

TABLE B-1
STATE OREGON

REPORT BY JUDGES OF COURT AUTHORIZED INTERCEPTS OF WIRE, ORAL, OR ELECTRONIC COMMUNICATIONS
PURSUANT TO TITLE 18 U.S.C. 2519

A.O. Number	Authorizing Official		Offense Specified	Intercept		Date of Application and (Amendment)	Authorized Length		
	Judge	Prosecutor ¹		Type ²	Place ³		Original Order (Days)	Number of Extensions	Total Length (Days)
MULTNOMAH									
1	LONDER	SCHRUNK	NARCOTICS	P	AB	12/17/1996	30	-	30

¹The prosecuting official authorized the filing of the application under provisions of the state's statute. (See Table 1 for this state's statutory citation.)

²Type: P=Phone Wire, M=Micro-Eavesdrop, E=Electronic, NR=Not Reported.

³Place: S=Single Family Dwelling, A=Apartment, M=Multiple Dwelling, B=Business, R=Roving, O=Other.

Other: 6=Automobile/Van, 7=Briefcase, 8=Cellular/Mobile Phone, 9=Cemetary, 10=Closed Circuit TV, 11=Container, 12=Digital Display Pager, 13=Facsimile, 14=Garage/Parking Lot, 15=Hospital, 16=Hotel Room/Motel Room, 17=Jail, 18=Mobile Home/Trailer, 19=Package/Cargo, 20=Pay Phone, 21=Pen Register, 22=Prison, 23=Social Club, 24=Storage, 25=Telefax, 26=Courthouse, 27=Street, 28=Computer, 29=School.

REPORT BY PROSECUTORS OF COURT AUTHORIZED INTERCEPTS OF WIRE, ORAL, OR ELECTRONIC COMMUNICATIONS
PURSUANT TO TITLE 18 U.S.C. 2519

A.O. Number	Number Of Days in Operation ⁴	Average Intercepts per Day	Number of			Costs		Number of					
			Persons Intercepted	Intercepts	Incriminating Intercepts	Total Cost in \$	Other Than Manpower in \$	Arrests	Trials	Motions to Suppress Intercepts ⁵			Persons Convicted
										G	D	P	
MULTNOMAH													
1	9	111	169	1,000	125	21,881	1,406	-	-	-	-	-	-

⁴ NI in this column indicates Never Installed. I in this column indicates Installed But Never Used. NP in this column indicates No Prosecutor's Report.

⁵ Motions: G=Granted, D=Denied, P=Pending.

* This wiretap was terminated during 1995, but was not reported at that time because it was part of an ongoing investigation.

**This wiretap was terminated during 1996, but was not reported at that time because it was part of an ongoing investigation.

TABLE B-1

STATE PENNSYLVANIA

REPORT BY JUDGES OF COURT AUTHORIZED INTERCEPTS OF WIRE, ORAL, OR ELECTRONIC COMMUNICATIONS
PURSUANT TO TITLE 18 U.S.C. 2519

A.O. Number	Authorizing Official		Offense Specified	Intercept		Date of Application and (Amendment)	Authorized Length		
	Judge	Prosecutor ¹		Type ²	Place ³		Original Order (Days)	Number of Extensions	Total Length (Days)
CHESTER									
1	KELLY	SNYDER	OTHER	PM	S	08/14/1997	19	-	19
CUMBERLAND									
1	BECK	KEATING	MURDER	P	S	08/06/1997	15	-	15
2	BECK	KEATING	MURDER	P	S	08/06/1997	15	-	15
3	BECK	KEATING	MURDER	P	S	08/06/1997	15	-	15
PHILADELPHIA									
1	HOFFMAN	ABRAHAM	NARCOTICS	E	O12	11/11/1996	30	2	90
2	CIRILLO	ABRAHAM	NARCOTICS	P	S	02/12/1997	30	3	100
3	CIRILLO	ABRAHAM	NARCOTICS	E	O12	02/12/1997	30	-	30
4	SCHILLER	ABRAHAM	NARCOTICS	E	O12	02/13/1997	30	-	30
5	CIRILLO	ABRAHAM	NARCOTICS	P	O20	03/11/1997	30	2	70
6	CIRILLO	ABRAHAM	NARCOTICS	P	A	04/10/1997	30	1	40
7	CIRILLO	ABRAHAM	NARCOTICS	P	S	04/10/1997	30	1	40
8	CIRILLO	ABRAHAM	NARCOTICS	P	O8	04/10/1997	30	1	40
9	CIRILLO	ABRAHAM	NARCOTICS	P	B	04/10/1997	30	1	40
10	CIRILLO	ABRAHAM	NARCOTICS	M	B	04/28/1997	30	-	30
11	CIRILLO	ABRAHAM	NARCOTICS	E	O12	04/28/1997	30	-	30
12	MONTEMURO	ABRAHAM	GAMBLING	P	S	09/23/1997	30	1	37
13	MONTEMURO	ABRAHAM	GAMBLING	P	S	09/23/1997	30	1	37
14	BECK	ABRAHAM	NARCOTICS	P	B	11/05/1997	30	-	30
15	BECK	ABRAHAM	NARCOTICS	P	S	11/05/1997	30	-	30
16	BECK	ABRAHAM	NARCOTICS	E	O12	11/05/1997	30	-	30
17	BECK	ABRAHAM	NARCOTICS	P	O8	11/21/1997	30	-	30
18	BECK	ABRAHAM	NARCOTICS	P	O8	11/21/1997	30	-	30

¹ The prosecuting official authorized the filing of the application under provisions of the state's statute. (See Table 1 for this state's statutory citation.)² Type: P=Phone Wire, M=Micro-Eavesdrop, E=Electronic, NR=Not Reported.³ Place: S=Single Family Dwelling, A=Apartment, M=Multiple Dwelling, B=Business, R=Roving, O=Other.

Other: 6=Automobile/Van, 7=Briefcase, 8=Cellular/Mobile Phone, 9=Cemetery, 10=Closed Circuit TV, 11=Container, 12=Digital Display Pager, 13=Facsimile, 14=Garage/Parking Lot, 15=Hospital, 16=Hotel Room/Motel Room, 17=Jail, 18=Mobile Home/Trailer, 19=Package/Cargo, 20=Pay Phone, 21=Pen Register, 22=Prison, 23=Social Club, 24=Storage, 25=Telefax, 26=Courthouse, 27=Street, 28=Computer, 29=School.

**REPORT BY PROSECUTORS OF COURT AUTHORIZED INTERCEPTS OF WIRE, ORAL, OR ELECTRONIC COMMUNICATIONS
PURSUANT TO TITLE 18 U.S.C. 2519**

A.O. Number	Number Of Days in Operation ⁴	Average Intercepts per Day	Number of			Costs		Number of					
			Persons Intercepted	Intercepts	Incriminating Intercepts	Total Cost in \$	Other Than Manpower in \$	Arrests	Trials	Motions to Suppress Intercepts ⁵			Persons Convicted
										G	D	P	
CHESTER													
1	NP	-	-	-	-	-	-	-	-	-	-	-	
CUMBERLAND													
1	7	7	28	51	-	17,253	-	-	-	-	-	-	
2	NP	-	-	-	-	-	-	-	-	-	-	-	
3	7	11	28	80	-	RELATED TO NO. 1							
PHILADELPHIA													
1	82	42	1	3,416	1	200	-	9	3	-	-	3	
2	90	48	248	4,356	150	165,988	9,866	-	-	-	-	-	
3	30	2	1	54	-	RELATED TO NO. 2							
4	29	4	1	106	1	200	-	1	1	-	-	1	
5	70	83	263	5,832	71	RELATED TO NO. 2							
6	40	64	44	2,556	8	RELATED TO NO. 2							
7	40	47	131	1,884	53	RELATED TO NO. 2							
8	40	3	33	125	17	RELATED TO NO. 2							
9	39	85	178	3,305	83	RELATED TO NO. 2							
10	20	52	23	1,039	10	RELATED TO NO. 2							
11	22	2	1	52	-	RELATED TO NO. 2							
12	37	14	10	508	209	RELATED TO NO. 13							
13	37	55	25	2,022	1,900	153,882	2,016	11	-	-	-	-	
14	13	123	82	1,604	101	RELATED TO NO. 15							
15	30	71	91	2,141	173	49,795	1,900	-	-	-	-	-	
16	30	14	1	417	-	RELATED TO NO. 15							
17	25	6	23	155	25	RELATED TO NO. 15							
18	29	17	67	507	157	RELATED TO NO. 15							

⁴ NI in this column indicates Never Installed. I in this column indicates Installed But Never Used. NP in this column indicates No Prosecutor's Report.

⁵ Motions: G=Granted, D=Denied, P=Pending.

* This wiretap was terminated during 1995, but was not reported at that time because it was part of an ongoing investigation.

**This wiretap was terminated during 1996, but was not reported at that time because it was part of an ongoing investigation.

TABLE B-1
STATE PENNSYLVANIA

REPORT BY JUDGES OF COURT AUTHORIZED INTERCEPTS OF WIRE, ORAL, OR ELECTRONIC COMMUNICATIONS
PURSUANT TO TITLE 18 U.S.C. 2519

A.O. Number	Authorizing Official		Offense Specified	Intercept		Date of Application and (Amendment)	Authorized Length		
	Judge	Prosecutor ¹		Type ²	Place ³		Original Order (Days)	Number of Extensions	Total Length (Days)
STATE ATTORNEY GENERAL									
1	EAKIN	CORBETT	RACKETEERING	P	S	12/30/1996	20	-	20
2	EAKIN	CORBETT	RACKETEERING	P	S	12/30/1996	20	-	20
3	EAKIN	CORBETT	RACKETEERING	P	S	01/03/1997	17	-	17
4	CIRILLO	FISHER	NARCOTICS	E	O12	01/23/1997	30	-	30
5	BECK	FISHER	RACKETEERING	P	O8	02/24/1997	30	-	30
6	BECK	FISHER	RACKETEERING	P	S	02/24/1997	30	2	90
7	BECK	FISHER	RACKETEERING	E	O12	03/21/1997	30	-	30
8	BECK	FISHER	RACKETEERING	P	O8	04/04/1997	30	1	60
9	BECK	FISHER	RACKETEERING	P	O20	04/16/1997	30	-	30
10	EAKIN	FISHER	NARCOTICS	P	S	05/06/1997	30	1	60
11	EAKIN	FISHER	NARCOTICS	P	O8	05/29/1997	30	-	30
12	SCHILLER	FISHER	GAMBLING	P	S	10/28/1997	30	-	30
13	SCHILLER	FISHER	GAMBLING	P	S	10/28/1997	30	-	30
14	SCHILLER	FISHER	GAMBLING	E	O8	10/30/1997	30	-	30
15	HUDOCK	FISHER	RACKETEERING	P	A	11/07/1997	30	-	30
16	SCHILLER	FISHER	GAMBLING	P	S	11/13/1997	30	-	30
17	SCHILLER	FISHER	GAMBLING	P	S	11/13/1997	30	-	30
18	HUDOCK	FISHER	RACKETEERING	P	S	11/21/1997	30	-	30
19	HUDOCK	FISHER	NARCOTICS	E	O8	11/21/1997	30	1	60
WESTMORELAND									
1	HUDOCK	PECK	GAMBLING	P	S	01/17/1997	20	-	20

¹ The prosecuting official authorized the filing of the application under provisions of the state's statute. (See Table 1 for this state's statutory citation.)

² Type: P=Phone Wire, M=Micro-Eavesdrop, E=Electronic, NR=Not Reported.

³ Place: S=Single Family Dwelling, A=Apartment, M=Multiple Dwelling, B=Business, R=Roving, O=Other.

Other: 6=Automobile/Van, 7=Briefcase, 8=Cellular/Mobile Phone, 9=Cemetery, 10=Closed Circuit TV, 11=Container, 12=Digital Display Pager, 13=Facsimile, 14=Garage/Parking Lot, 15=Hospital, 16=Hotel Room/Motel Room, 17=Jail, 18=Mobile Home/Trailer, 19=Package/Cargo, 20=Pay Phone, 21=Pen Register, 22=Prison, 23=Social Club, 24=Storage, 25=Telefax, 26=Courthouse, 27=Street, 28=Computer, 29=School.

**REPORT BY PROSECUTORS OF COURT AUTHORIZED INTERCEPTS OF WIRE, ORAL, OR ELECTRONIC COMMUNICATIONS
PURSUANT TO TITLE 18 U.S.C. 2519**

A.O. Number	Number Of Days in Operation ⁴	Average Intercepts per Day	Number of			Costs		Number of					
			Persons Intercepted	Intercepts	Incriminating Intercepts	Total Cost in \$	Other Than Manpower in \$	Arrests	Trials	Motions to Suppress Intercepts ⁵			Persons Convicted
										G	D	P	
STATE ATTORNEY GENERAL													
1	8	43	41	345	221	94,068	11,068	14	-	-	-	-	-
2	4	1	2	2	-	RELATED TO NO. 1							
3	10	18	32	182	163	RELATED TO NO. 1							
4	29	20	1	587	-	-	-	-	-	-	-	-	-
5	30	21	42	636	293	384,727	327	-	-	-	-	-	-
6	85	66	121	5,613	539	RELATED TO NO. 5							
7	30	5	23	164	69	RELATED TO NO. 5							
8	43	28	54	1,223	576	RELATED TO NO. 5							
9	30	63	61	1,893	160	RELATED TO NO. 5							
10	46	20	85	912	283	218,614	35,431	12	1	-	-	2	1
11	18	11	18	189	86	RELATED TO NO. 10							
12	10	31	19	309	248	127,294	650	-	-	-	-	-	-
13	10	77	26	769	644	RELATED TO NO. 12							
14	10	3	2	26	5	RELATED TO NO. 12							
15	14	32	85	446	78	79,857	19,052	-	-	-	-	-	-
16	17	18	41	312	160	RELATED TO NO. 12							
17	17	13	28	213	213	RELATED TO NO. 12							
18	6	29	44	171	1	11,664	963	-	-	-	-	-	-
19	NP	-	-	-	-	-	-	-	-	-	-	-	-
WESTMORELAND													
1	18	64	2,313	1,156	1,117	76,536	2,640	9	-	-	-	-	-

⁴ NI in this column indicates Never Installed. I in this column indicates Installed But Never Used. NP in this column indicates No Prosecutor's Report.

⁵ Motions: G=Granted, D=Denied, P=Pending.

* This wiretap was terminated during 1995, but was not reported at that time because it was part of an ongoing investigation.

**This wiretap was terminated during 1996, but was not reported at that time because it was part of an ongoing investigation.

TABLE B-1
STATE RHODE ISLAND

REPORT BY JUDGES OF COURT AUTHORIZED INTERCEPTS OF WIRE, ORAL, OR ELECTRONIC COMMUNICATIONS
PURSUANT TO TITLE 18 U.S.C. 2519

A.O. Number	Authorizing Official		Offense Specified	Intercept		Date of Application and (Amendment)	Authorized Length		
	Judge	Prosecutor ¹		Type ²	Place ³		Original Order (Days)	Number of Extensions	Total Length (Days)
PROVIDENCE									
1	RODGERS	PINE	GAMBLING	P	A	03/21/1997	30	-	30
2	RODGERS	PINE	GAMBLING	P	S	11/21/1997	30	-	30

¹The prosecuting official authorized the filing of the application under provisions of the state's statute. (See Table 1 for this state's statutory citation.)

²Type: P=Phone Wire, M=Micro-Eavesdrop, E=Electronic, NR=Not Reported.

³Place: S=Single Family Dwelling, A=Apartment, M=Multiple Dwelling, B=Business, R=Roving, O=Other.

Other: 6=Automobile/Van, 7=Briefcase, 8=Cellular/Mobile Phone, 9=Cemetary, 10=Closed Circuit TV, 11=Container, 12=Digital Display Pager, 13=Facsimile, 14=Garage/Parking Lot, 15=Hospital, 16=Hotel Room/Motel Room, 17=Jail, 18=Mobile Home/Trailer, 19=Package/Cargo, 20=Pay Phone, 21=Pen Register, 22=Prison, 23=Social Club, 24=Storage, 25=Telefax, 26=Courthouse, 27=Street, 28=Computer, 29=School.

**REPORT BY PROSECUTORS OF COURT AUTHORIZED INTERCEPTS OF WIRE, ORAL, OR ELECTRONIC COMMUNICATIONS
PURSUANT TO TITLE 18 U.S.C. 2519**

A.O. Number	Number Of Days in Operation ⁴	Average Intercepts per Day	Number of			Costs		Number of					
			Persons Intercepted	Intercepts	Incriminating Intercepts	Total Cost in \$	Other Than Manpower in \$	Arrests	Trials	Motions to Suppress Intercepts ⁵			Persons Convicted
										G	D	P	
PROVIDENCE													
1	12	15	3	185	66	-	-	3	-	-	-	-	-
2	30	21	7	626	398	-	-	7	-	-	-	-	-

⁴ NI in this column indicates Never Installed. I in this column indicates Installed But Never Used. NP in this column indicates No Prosecutor's Report.

⁵ Motions: G=Granted, D=Denied, P=Pending.

* This wiretap was terminated during 1995, but was not reported at that time because it was part of an ongoing investigation.

**This wiretap was terminated during 1996, but was not reported at that time because it was part of an ongoing investigation.

TABLE B-1
STATE VIRGINIA

REPORT BY JUDGES OF COURT AUTHORIZED INTERCEPTS OF WIRE, ORAL, OR ELECTRONIC COMMUNICATIONS
PURSUANT TO TITLE 18 U.S.C. 2519

A.O. Number	Authorizing Official		Offense Specified	Intercept		Date of Application and (Amendment)	Authorized Length		
	Judge	Prosecutor ¹		Type ²	Place ³		Original Order (Days)	Number of Extensions	Total Length (Days)
STATE ATTORNEY GENERAL									
1	RUTHERFORD	GILMORE	MURDER	P	O17	03/10/1997	15	-	15

¹The prosecuting official authorized the filing of the application under provisions of the state's statute. (See Table 1 for this state's statutory citation.)

²Type: P=Phone Wire, M=Micro-Eavesdrop, E=Electronic, NR=Not Reported.

³Place: S=Single Family Dwelling, A=Apartment, M=Multiple Dwelling, B=Business, R=Roving, O=Other.

Other: 6=Automobile/Van, 7=Briefcase, 8=Cellular/Mobile Phone, 9=Cemetary, 10=Closed Circuit TV, 11=Container, 12=Digital Display Pager, 13=Facsimile, 14=Garage/Parking Lot, 15=Hospital, 16=Hotel Room/Motel Room, 17=Jail, 18=Mobile Home/Trailer, 19=Package/Cargo, 20=Pay Phone, 21=Pen Register, 22=Prison, 23=Social Club, 24=Storage, 25=Telefax, 26=Courthouse, 27=Street, 28=Computer, 29=School.

REPORT BY PROSECUTORS OF COURT AUTHORIZED INTERCEPTS OF WIRE, ORAL, OR ELECTRONIC COMMUNICATIONS
PURSUANT TO TITLE 18 U.S.C. 2519

A.O. Number	Number Of Days in Operation ⁴	Average Intercepts per Day	Number of			Costs		Number of					
			Persons Intercepted	Intercepts	Incriminating Intercepts	Total Cost in \$	Other Than Manpower in \$	Arrests	Trials	Motions to Suppress Intercepts ⁵			Persons Convicted
										G	D	P	

STATE ATTORNEY GENERAL

1	15	60	185	899	-	59,739	435	-	-	-	-	-	-
---	----	----	-----	-----	---	--------	-----	---	---	---	---	---	---

⁴ NI in this column indicates Never Installed. I in this column indicates Installed But Never Used. NP in this column indicates No Prosecutor's Report.

⁵ Motions: G=Granted, D=Denied, P=Pending.

* This wiretap was terminated during 1995, but was not reported at that time because it was part of an ongoing investigation.

**This wiretap was terminated during 1996, but was not reported at that time because it was part of an ongoing investigation.

TABLE B-1
STATE WISCONSIN

REPORT BY JUDGES OF COURT AUTHORIZED INTERCEPTS OF WIRE, ORAL, OR ELECTRONIC COMMUNICATIONS
PURSUANT TO TITLE 18 U.S.C. 2519

A.O. Number	Authorizing Official		Offense Specified	Intercept		Date of Application and (Amendment)	Authorized Length		
	Judge	Prosecutor ¹		Type ²	Place ³		Original Order (Days)	Number of Extensions	Total Length (Days)
OCONTO									
1	JESKE	CONLEY	NARCOTICS	PE	RO21	04/02/1997	30	-	30
2	JESKE	CONLEY	NARCOTICS	PE	R	04/02/1997	30	-	30
OUTAGAMIE									
1	KIRK	BISKUPIC	GAMBLING	P	O8	01/24/1997	30	-	30

¹The prosecuting official authorized the filing of the application under provisions of the state's statute. (See Table 1 for this state's statutory citation.)

²Type: P=Phone Wire, M=Micro-Eavesdrop, E=Electronic, NR=Not Reported.

³Place: S=Single Family Dwelling, A=Apartment, M=Multiple Dwelling, B=Business, R=Roving, O=Other.

Other: 6=Automobile/Van, 7=Briefcase, 8=Cellular/Mobile Phone, 9=Cemetery, 10=Closed Circuit TV, 11=Container, 12=Digital Display Pager, 13=Facsimile, 14=Garage/Parking Lot, 15=Hospital, 16=Hotel Room/Motel Room, 17=Jail, 18=Mobile Home/Trailer, 19=Package/Cargo, 20=Pay Phone, 21=Pen Register, 22=Prison, 23=Social Club, 24=Storage, 25=Telefax, 26=Courthouse, 27=Street, 28=Computer, 29=School.

REPORT BY PROSECUTORS OF COURT AUTHORIZED INTERCEPTS OF WIRE, ORAL, OR ELECTRONIC COMMUNICATIONS
PURSUANT TO TITLE 18 U.S.C. 2519

A.O. Number	Number Of Days in Operation ⁴	Average Intercepts per Day	Number of			Costs		Number of					
			Persons Intercepted	Intercepts	Incriminating Intercepts	Total Cost in \$	Other Than Manpower in \$	Arrests	Trials	Motions to Suppress Intercepts ⁵			Persons Convicted
										G	D	P	
OCONTO													
1	NI	-	-	-	-	-	-	-	-	-	-	-	-
2	NI	-	-	-	-	-	-	-	-	-	-	-	-
OUTAGAMIE													
1	30	3	50	100	100	5,000	1,250	-	-	-	-	-	-

⁴ NI in this column indicates Never Installed. I in this column indicates Installed But Never Used. NP in this column indicates No Prosecutor's Report.

⁵ Motions: G=Granted, D=Denied, P=Pending.

* This wiretap was terminated during 1995, but was not reported at that time because it was part of an ongoing investigation.

**This wiretap was terminated during 1996, but was not reported at that time because it was part of an ongoing investigation.

**TABLE B-2
STATE COURTS**

**SUPPLEMENTARY REPORT BY PROSECUTORS FOR INTERCEPTS TERMINATED IN CALENDAR YEAR 1986
AS OF DECEMBER 31, 1997**

State, County	A.O. Report Number in 1986 Report ¹	Date of Application	Additional Activity During Calendar Year 1997						Persons Con- victed	Offense for Which Convicted
			Total Cost in \$	Persons Arrested	Trials Completed	Motions to Suppress Intercepts ²				
						G	D	P		
TEXAS GREGG	1	09/04/1986	-	-	-	-	-	-	1	NARCOTICS

¹ A sequence of report numbers followed by parentheses indicates reports involving the same investigation.

² Motions: G = Granted, D = Denied, P = Pending.

**SUPPLEMENTARY REPORT BY PROSECUTORS FOR INTERCEPTS TERMINATED IN CALENDAR YEAR 1990
AS OF DECEMBER 31, 1997**

State, County	A.O. Report Number in 1990 Report ¹	Date of Application	Additional Activity During Calendar Year 1997							Persons Con- victed	Offense for Which Convicted
			Total Cost in \$	Persons Arrested	Trials Completed	Motions to Suppress Intercepts ²					
						G	D	P			
NEW YORK											
NEW YORK	17	07/20/1990	-	-	1	-	1	1	57	RACKETEERING	
NY ORGANIZED CRIME TASK FORCE	12)	06/11/1990	-	-	-	-	-	-	-		
	13)	06/11/1990	-	-	-	-	-	-	1	NARCOTICS	
	14)	06/28/1990	-	-	-	-	-	-	-		

¹ A sequence of report numbers followed by parentheses indicates reports involving the same investigation.

² Motions: G = Granted, D = Denied, P = Pending.

TABLE B-2
STATE COURTS

SUPPLEMENTARY REPORT BY PROSECUTORS FOR INTERCEPTS TERMINATED IN CALENDAR YEAR 1991
AS OF DECEMBER 31, 1997

State, County	A.O. Report Number in 1991 Report ¹	Date of Application	Additional Activity During Calendar Year 1997							Persons Con- victed	Offense for which Convicted
			Total Cost in \$	Persons Arrested	Trials Completed	Motions to Suppress Intercepts ²					
						G	D	P			
NEW JERSEY											
UNION	1	02/07/1991	-	5	-	-	-	-	1	NARCOTICS	
NEW YORK											
NEW YORK	18	09/10/1991	-	-	2	-	-	-	2	OTHER	
PENNSYLVANIA											
STATE ATTORNEY GENERAL	7	03/26/1991	-	-	1	-	-	-	1	NARCOTICS	

¹ A sequence of report numbers followed by parentheses indicates reports involving the same investigation.

² Motions: G = Granted, D = Denied, P = Pending.

SUPPLEMENTARY REPORT BY PROSECUTORS FOR INTERCEPTS TERMINATED IN CALENDAR YEAR 1992
AS OF DECEMBER 31, 1997

State, County	A.O. Report Number in 1992 Report ¹	Date of Application	Additional Activity During Calendar Year 1997							Persons Con- victed	Offense for which Convicted
			Total Cost in \$	Persons Arrested	Trials Completed	Motions to Suppress Intercepts ²					
						G	D	P			
ARIZONA MARICOPA	6	07/21/1992	-	1	-	-	-	-	1	NARCOTICS	

¹ A sequence of report numbers followed by parentheses indicates reports involving the same investigation.

² Motions: G = Granted, D = Denied, P = Pending.

TABLE B-2
STATE COURTS

SUPPLEMENTARY REPORT BY PROSECUTORS FOR INTERCEPTS TERMINATED IN CALENDAR YEAR 1993
AS OF DECEMBER 31, 1997

State, County	A.O. Report Number in 1993 Report ¹	Date of Application	Additional Activity During Calendar Year 1997							Persons Con- victed	Offense for which Convicted
			Total Cost in \$	Persons Arrested	Trials Completed	Motions to Suppress Intercepts ²					
						G	D	P			
ARIZONA											
MARICOPA	1	04/07/1993	-	1	-	-	-	-	1	NARCOTICS	
	3	10/27/1993	-	-	-	-	-	-	1	NARCOTICS	
NEW JERSEY											
MERCER	34	06/08/1993	-	3	-	-	-	-	3	NARCOTICS	
	48	10/01/1993	-	17	-	-	-	-	13	NARCOTICS	
MIDDLESEX	6	11/05/1993	-	-	1	-	-	-	1	NARCOTICS	
NEW YORK											
NEW YORK	52)	06/03/1993	-	-	-	-	1	-	11	RACKETEERING	
	59)	07/01/1993	-	-	-	-	-	-	-		
	65)	08/06/1993	-	-	-	-	-	-	-		
	74)	08/24/1993	-	-	-	-	-	-	-		
	80)	10/22/1993	-	-	-	-	-	-	-		
	81)	10/29/1993	-	-	-	-	-	-	-		
TEXAS											
FORT BEND	1	11/10/1993	-	-	-	-	-	-	1	NARCOTICS	

¹ A sequence of report numbers followed by parentheses indicates reports involving the same investigation.

² Motions: G = Granted, D = Denied, P = Pending.

**SUPPLEMENTARY REPORT BY PROSECUTORS FOR INTERCEPTS TERMINATED IN CALENDAR YEAR 1994
AS OF DECEMBER 31, 1997**

State, County	A.O. Report Number in 1994 Report ¹	Date of Application	Additional Activity During Calendar Year 1997							Persons Con- victed	Offense for which Convicted
			Total Cost in \$	Persons Arrested	Trials Completed	Motions to Suppress Intercepts ²					
						G	D	P			
ARIZONA											
MARICOPA	4	08/01/1994	-	1	-	-	-	-	1	FRAUD	
	7	11/06/1994	-	-	-	-	-	-	2	NARCOTICS	
CALIFORNIA											
LOS ANGELES	1	09/09/1993	-	-	-	-	-	-	4	NARCOTICS	
NEW JERSEY											
MERCER	3	05/04/1994	-	5	-	-	2	1	7	NARCOTICS	
NEW YORK											
NEW YORK	4	01/10/1994	-	-	-	-	32	-	1	BRIBERY	
	10	02/07/1994	-	-	-	-	4	-	2	BRIBERY	
QUEENS	14	04/22/1994	-	-	1	-	-	-	3	RACKETEERING	
	18	06/09/1994	-	-	-	-	4	-	4	NARCOTICS	

¹ A sequence of report numbers followed by parentheses indicates reports involving the same investigation.

² Motions: G = Granted, D = Denied, P = Pending.

TABLE B-2
STATE COURTS

SUPPLEMENTARY REPORT BY PROSECUTORS FOR INTERCEPTS TERMINATED IN CALENDAR YEAR 1995
AS OF DECEMBER 31, 1997

State, County	A.O. Report Number in 1995 Report ¹	Date of Application	Additional Activity During Calendar Year 1997							Persons Convicted	Offense for which Convicted
			Total Cost in \$	Persons Arrested	Trials Completed	Motions to Suppress Intercepts ²					
						G	D	P			
ARIZONA											
MARICOPA	1	01/08/1995	-	-	1	-	-	-	2	MURDER	
	3	06/12/1995	-	-	1	-	-	-	4	NARCOTICS	
	5	10/20/1995	-	-	-	-	-	-	2	NARCOTICS	
FLORIDA											
13TH JUDICIAL CIRCUIT (HILLSBOROUGH)	4	08/10/1995	-	-	-	-	2	-	4	NARCOTICS	
STATE ATTORNEY GENERAL	7)	02/13/1995	94,484	21	-	-	-	-	-		
	8)	02/13/1995	-	-	-	-	-	-	-		
GEORGIA											
WINNETT	2	10/17/1995	-	-	-	-	3	-	2	NARCOTICS	
MASSACHUSETTS											
STATE ATTORNEY GENERAL	1*	(See Appendix Table B-1)									
NEW JERSEY											
CUMBERLAND	1*	(See Appendix Table B-1)									
MIDDLESEX	2	03/29/1995	-	-	-	-	-	-	3	NARCOTICS	
	3	09/29/1995	-	-	-	-	-	-	4	GAMBLING	
NEW YORK											
NASSAU	1	01/13/1995	-	-	4	-	-	-	4	GAMBLING	
	3	01/18/1995	-	-	8	-	-	-	8	NARCOTICS	
	6	02/03/1995	-	-	7	-	-	-	7	NARCOTICS	
	8	02/24/1995	-	-	10	-	-	-	10	NARCOTICS	
	10	03/03/1995	-	-	4	-	-	-	4	NARCOTICS	
	20	03/23/1995	-	-	6	-	-	-	6	GAMBLING	
	28	09/22/1995	-	-	3	-	-	-	3	NARCOTICS	
	29	10/19/1995	-	-	1	-	-	4	1	NARCOTICS	
QUEENS	2	07/13/1994	-	-	-	-	-	-	3	RACKETEERING	
	10	05/02/1995	-	-	-	-	2	-	2	NARCOTICS	

¹ A sequence of report numbers followed by parentheses indicates reports involving the same investigation.

² Motions: G = Granted, D = Denied, P = Pending.

* This wiretap was terminated in 1995, but was not reported at that time because it was part of an ongoing investigation.

**SUPPLEMENTARY REPORT BY PROSECUTORS FOR INTERCEPTS TERMINATED IN CALENDAR YEAR 1995
AS OF DECEMBER 31, 1997 (CONTINUED)**

State, County	A.O. Report Number in 1995 Report ¹	Date of Application	Additional Activity During Calendar Year 1997							Persons Con- victed	Offense for which Convicted
			Total Cost in \$	Persons Arrested	Trials Com- pleted	Motions to Suppress Intercepts ²					
						G	D	P			
SUFFOLK	18)	04/27/1995	-	-	-	-	-	-	2	CONSPIRACY	
	19)	04/27/1995	-	-	-	-	-	-	-		
	23)	06/06/1995	-	-	-	-	-	-	-		
	24)	06/06/1995	-	-	-	-	-	-	-		
	25)	06/06/1995	-	-	-	-	-	-	-		
	26)	06/06/1995	-	-	-	-	-	-	-		
	27)	06/15/1995	-	-	-	-	-	-	-		
	28)	06/15/1995	-	-	-	-	-	-	-		
	29)	06/30/1995	-	-	-	-	-	-	3	CONSPIRACY	
	30)	06/30/1995	-	-	-	-	-	-	-		
	31)	07/28/1995	-	-	-	-	-	-	1	NARCOTICS	
	32)	07/28/1995	-	-	-	-	-	-	-		
	33)	07/28/1995	-	-	-	-	-	-	-		
	34)	08/09/1995	-	-	-	-	-	-	-		
	35)	08/23/1995	-	-	-	-	-	-	-		
	36)	08/23/1995	-	-	-	-	-	-	-		
	37)	11/02/1995	-	-	-	-	-	-	10	GAMBLING	
	38)	11/02/1995	-	-	-	-	-	-	-		
	39)	11/02/1995	-	-	-	-	-	-	-		
	40)	12/01/1995	-	-	-	-	-	-	1	GAMBLING	
	41)	12/15/1995	-	-	-	-	-	-	-		
	42)	12/15/1995	-	-	-	-	-	-	-		
	43)	12/15/1995	-	-	-	-	-	-	-		
	45)	12/04/1995	-	-	-	-	-	-	-		

¹ A sequence of report numbers followed by parentheses indicates reports involving the same investigation.

² Motions: G = Granted, D = Denied, P = Pending.

TABLE B-2
STATE COURTS

SUPPLEMENTARY REPORT BY PROSECUTORS FOR INTERCEPTS TERMINATED IN CALENDAR YEAR 1995
AS OF DECEMBER 31, 1997 (CONTINUED)

State, County	A.O. Report Number in 1995 Report ¹	Date of Application	Additional Activity During Calendar Year 1997							
			Total Cost in \$	Persons Arrested	Trials Completed	Motions to Suppress Intercepts ²			Persons Convicted	Offense for which Convicted
						G	D	P		
PENNSYLVANIA										
PHILADELPHIA	1	01/19/1995	-	-	21	-	-	-	21	NARCOTICS
	2	01/25/1995	-	3	8	-	-	-	8	NARCOTICS
	6	03/28/1995	-	-	12	-	-	-	9	RACKETEERING
STATE ATTORNEY GENERAL	22	10/03/1995	-	-	8	-	-	-	8	NARCOTICS
	6	12/30/1994	-	1	-	-	-	-	1	NARCOTICS
	12	01/26/1995	-	1	-	-	-	-	1	NARCOTICS
	21	03/14/1995	-	2	-	-	-	-	12	NARCOTICS
	24)	03/20/1995	-	3	-	-	-	-	4	GAMBLING
	29)	05/09/1995	-	-	-	-	-	-	-	
	32)	06/13/1995	-	2	-	-	-	-	12	NARCOTICS
	33	06/13/1995	-	4	-	-	-	-	3	NARCOTICS
	35)	06/22/1995	-	-	-	-	-	-	-	
	36)	07/05/1995	-	-	-	-	-	-	-	
	37)	07/10/1995	-	12	-	-	-	-	12	NARCOTICS
	38)	07/27/1995	-	-	-	-	-	-	-	
	44)	09/07/1995	-	16	-	-	-	-	8	NARCOTICS
	47)	09/22/1995	-	-	-	-	-	-	-	
	51)	10/25/1995	-	6	-	-	-	-	6	NARCOTICS
	55)	11/13/1995	-	-	-	-	-	-	-	
	56)	11/13/1995	-	-	-	-	-	-	-	
	57)	12/04/1995	-	-	-	-	-	-	-	
	58)	12/04/1995	-	-	-	-	-	-	-	
TEXAS										
HARRIS	1	07/17/1995	-	14	1	-	-	-	14	NARCOTICS
VIRGINIA										
STATE ATTORNEY GENERAL	1*	10/27/1994	-	-	4	-	-	-	4	NARCOTICS

¹ A sequence of report numbers followed by parentheses indicates reports involving the same investigation.

² Motions: G = Granted, D = Denied, P = Pending.

**SUPPLEMENTARY REPORT BY PROSECUTORS FOR INTERCEPTS TERMINATED IN CALENDAR YEAR 1996
AS OF DECEMBER 31, 1997 (CONTINUED)**

State, County	A.O. Report Number in 1996 Report ¹	Date of Application	Additional Activity During Calendar Year 1997							Persons Con- victed	Offense for which Convicted
			Total Cost in \$	Persons Arrested	Trials Completed	Motions to Suppress Intercepts ²					
						G	D	P			
ARIZONA											
MARICOPA	3	10/25/1996	-	27	-	-	-	-	11	NARCOTICS	
CALIFORNIA											
LOS ANGELES	5	05/15/1996	-	-	1	-	-	-	1	MURDER	
	7	09/05/1996	-	-	-	-	-	-	2	NARCOTICS	
COLORADO											
ARAPAHOE	2	02/05/1996	-	-	2	1	1	-	2	MURDER	
FLORIDA											
1ST JUDICIAL CIRCUIT (ESCAMBRIA)	1**	(See Appendix Table B-1)									
2ND JUDICIAL CIRCUIT (LEON)	1)	02/27/1996	-	-	1	-	-	-	6	RACKETEERING	
	2)	03/14/1996	-	-	-	-	-	-	-		
	3)	03/26/1996	-	-	-	-	-	-	-		
	4	06/14/1996	-	30	1	1	-	-	28	NARCOTICS	
	7	07/05/1996	-	-	-	1	-	-	-		
	8	12/13/1996	-	3	-	-	-	-	-		
4TH JUDICIAL CIRCUIT (DUVAL)	1)	09/06/1996	-	17	-	-	-	-	16	NARCOTICS	
	2)	09/06/1996	-	-	-	-	-	-	-		
	3)	10/28/1996	-	4	-	-	1	-	1	NARCOTICS	
	4)	10/28/1996	-	-	-	-	-	-	-		
	5)	10/28/1996	-	-	-	-	-	-	-		
	6)	10/28/1996	-	-	-	-	-	-	-		
	7)	10/28/1996	-	-	-	-	-	-	-		
	8)	10/28/1996	-	-	-	-	-	-	-		

¹ A sequence of report numbers followed by parentheses indicates reports involving the same investigation.

² Motions: G = Granted, D = Denied, P = Pending.

* This wiretap was terminated in 1995, but was not reported at that time because it was part of an ongoing investigation.

**This wiretap was terminated in 1996, but was not reported at that time because it was part of an ongoing investigation.

TABLE B-2
STATE COURTS

SUPPLEMENTARY REPORT BY PROSECUTORS FOR INTERCEPTS TERMINATED IN CALENDAR YEAR 1996
AS OF DECEMBER 31, 1997 (CONTINUED)

State, County	A.O. Report Number in 1996 Report ¹	Date of Application	Additional Activity During Calendar Year 1997							Persons Con- victed	Offense for which Convicted
			Total Cost in \$	Persons Arrested	Trials Completed	Motions to Suppress Intercepts ²					
						G	D	P			
13TH JUDICIAL CIRCUIT (HILLSBOROUGH)	3**	(See Appendix Table B-1)									
	4**	(See Appendix Table B-1)									
15TH JUDICIAL CIRCUIT (PALM BEACH)	1**	(See Appendix Table B-1)									
	2**	(See Appendix Table B-1)									
	3**	(See Appendix Table B-1)									
	4**	(See Appendix Table B-1)									
18TH JUDICIAL CIRCUIT (BREVARD/SEMINOLE)	9)	03/14/1996	-	4	4	-	-	-	-		
	10)	03/14/1996	-	6	-	-	-	-	6	NARCOTICS	
	17	05/30/1996	-	5	-	-	-	-	4	NARCOTICS	
	18	06/25/1996	-	-	3	-	-	-	3	NARCOTICS	
	19)	07/08/1996	-	-	-	-	-	-	-		
	20)	07/15/1996	-	-	-	-	-	-	-		
	21)	08/02/1996	-	-	-	-	-	-	-		
	22)	08/02/1996	-	-	-	-	-	-	-		
	23)	08/23/1996	-	-	-	-	-	-	-		
	25)	10/28/1996	-	1	1	-	-	-	1	NARCOTICS	
	26)	10/28/1996	-	-	-	-	-	-	-		
	27)	10/28/1996	-	-	-	-	-	-	-		
	28)	10/28/1996	-	4	3	-	-	-	3	NARCOTICS	
	29)	10/28/1996	-	-	-	-	-	-	-		
	30)	10/29/1996	-	22	6	-	-	-	6	NARCOTICS	
31)	10/29/1996	-	-	-	-	-	-	-			
32)	11/12/1996	-	-	-	-	-	-	-			

¹ A sequence of report numbers followed by parentheses indicates reports involving the same investigation.

² Motions: G = Granted, D = Denied, P = Pending.

**This wiretap was terminated in 1996, but was not reported at that time because it was part of an ongoing investigation.

**SUPPLEMENTARY REPORT BY PROSECUTORS FOR INTERCEPTS TERMINATED IN CALENDAR YEAR 1996
AS OF DECEMBER 31, 1997 (CONTINUED)**

State, County	A.O. Report Number in 1996 Report ¹	Date of Application	Additional Activity During Calendar Year 1997							Persons Con- victed	Offense for which Convicted
			Total Cost in \$	Persons Arrested	Trials Completed	Motions to Suppress Intercepts ²					
						G	D	P			
19TH JUDICIAL CIRCUIT (SAINT LUCIE)	8)	04/11/1996	97,647	-	-	-	-	-	-	-	
	9)	04/18/1996	-	-	-	-	-	-	-	-	
	10)	04/18/1996	-	-	-	-	-	-	-	-	
	11)	05/15/1996	-	7	-	-	-	-	-	-	
	12)	05/15/1996	-	-	-	-	-	-	-	-	
	13)	05/15/1996	-	-	-	-	-	-	-	-	
	15)	06/17/1996	-	-	-	-	-	-	-	-	
GEORGIA											
GWINNETT	1)	05/01/1996	-	-	-	-	-	10	4	NARCOTICS	
	2)	05/01/1996	-	-	-	-	-	-	-		
	3	09/13/1996	-	-	-	-	1	-	1	NARCOTICS	
IOWA											
STATE ATTORNEY GENERAL	1	10/18/1996	-	13	-	-	2	-	3	THEFT	
KANSAS											
JOHNSON	1	01/22/1996	-	1	-	-	-	-	1	NARCOTICS	
MARYLAND											
BALTIMORE CITY	1**	(See Appendix Table B-1)									
MASSACHUSETTS											
STATE ATTORNEY GENERAL	1**	(See Appendix Table B-1)									
	2**	(See Appendix Table B-1)									
NEBRASKA											
DOUGLAS	2	04/22/1996	-	-	3	-	3	-	6	NARCOTICS	
NEW JERSEY											
HUDSON	5*	02/21/1995	-	7	-	-	-	-	5	NARCOTICS	
	1)	12/04/1995	-	-	-	-	-	-	-		
	2)	01/05/1996	-	-	-	-	-	-	-		
	6)	03/01/1996	-	31	-	-	1	-	29	NARCOTICS	
	22**	(See Appendix Table B-1)									
	23**	(See Appendix Table B-1)									
	24**	(See Appendix Table B-1)									

¹ A sequence of report numbers followed by parentheses indicates reports involving the same investigation.

² Motions: G = Granted, D = Denied, P = Pending.

* This wiretap was terminated in 1995, but was not reported at that time because it was part of an ongoing investigation.

**This wiretap was terminated in 1996, but was not reported at that time because it was part of an ongoing investigation.

TABLE B-2
STATE COURTS

SUPPLEMENTARY REPORT BY PROSECUTORS FOR INTERCEPTS TERMINATED IN CALENDAR YEAR 1996
AS OF DECEMBER 31, 1997 (CONTINUED)

State, County	A.O. Report Number in 1996 Report ¹	Date of Application	Additional Activity During Calendar Year 1997							Persons Convicted	Offense for Which Convicted
			Total Cost in \$	Persons Arrested	Trials Completed	Motions to Suppress Intercepts ²					
						G	D	P			
MERCER	4	03/08/1996	-	11	-	-	-	18	3	NARCOTICS	
MIDDLESEX	1	01/17/1996	-	-	-	-	-	-	3	NARCOTICS	
	2	04/17/1996	-	-	-	-	-	-	10	NARCOTICS	
	3	04/17/1996	-	-	-	-	-	-	1	NARCOTICS	
	5	07/30/1996	-	-	-	-	-	-	14	NARCOTICS	
	6	10/02/1996	-	-	-	-	-	-	3	NARCOTICS	
	7	10/22/1996	-	-	-	-	-	-	2	NARCOTICS	
	8	10/24/1996	-	-	-	-	-	-	20	NARCOTICS	
	9)	11/07/1996	-	-	-	-	-	-	1	GAMBLING	
	10)	11/21/1996	-	-	-	-	-	-	-		
MORRIS	1**	(See Appendix Table B-1)									
STATE ATTORNEY GENERAL	17**	09/20/1995	-	-	-	-	-	-	1	NARCOTICS	
	18**	09/20/1995	-	-	-	-	-	-	2	NARCOTICS	
	19**	09/20/1995	-	-	-	-	-	-	7	THEFT	
	20**	09/20/1995	-	-	-	-	-	-	8	RACKETEERING	
	21**	09/20/1995	-	-	-	-	-	-	1	NARCOTICS	
	11	06/12/1996	6,901	-	-	-	-	-	-		
	12	06/12/1996	6,701	-	-	-	-	-	-		
	13	06/12/1996	6,810	-	-	-	-	-	-		
	14	06/12/1996	6,765	-	-	-	-	-	-		
	15	06/12/1996	6,704	-	-	-	-	-	-		
	16	07/02/1996	1,750	-	-	-	-	-	-		
	17	07/02/1996	2,650	-	-	-	-	-	-		
	18	07/02/1996	2,371	-	-	-	-	-	-		
	19	07/02/1996	11,498	-	-	-	-	-	-		
	20	07/02/1996	10,699	-	-	-	-	-	-		

¹ A sequence of report numbers followed by parentheses indicates reports involving the same investigation.

² Motions: G = Granted, D = Denied, P = Pending.

** This wiretap was terminated in 1996, but was not reported at that time because it was part of an ongoing investigation.

**SUPPLEMENTARY REPORT BY PROSECUTORS FOR INTERCEPTS TERMINATED IN CALENDAR YEAR 1996
AS OF DECEMBER 31, 1997 (CONTINUED)**

State, County	A.O. Report Number in 1996 Report ¹	Date of Application	Additional Activity During Calendar Year 1997							Persons Con- victed	Offense for Which Convicted
			Total Cost in \$	Persons Arrested	Trials Completed	Motions to Suppress Intercepts ²					
						G	D	P			
STATE ATTORNEY GENERAL (CONTINUED)	21	07/02/1996	12,648	-	-	-	-	-	-	-	
	22	08/02/1996	6,611	-	-	-	-	-	-	-	
	23	08/02/1996	6,504	-	-	-	-	-	-	-	
	24	08/02/1996	4,620	-	-	-	-	-	-	-	
	25	08/02/1996	4,541	-	-	-	-	-	-	-	
	26	08/02/1996	4,572	-	-	-	-	-	-	-	
	27	08/02/1996	5,754	-	-	-	-	-	-	-	
	28	08/02/1996	4,461	-	-	-	-	-	-	-	
	29	08/02/1996	4,761	-	-	-	-	-	-	-	
	30	08/02/1996	4,186	-	-	-	-	-	-	-	
	31	08/02/1996	5,667	-	-	-	-	-	-	-	
	32	08/22/1996	18,336	-	-	-	-	-	-	-	
	33**		(See Appendix Table B-1)								
	34**		(See Appendix Table B-1)								
NEW MEXICO CURRY	2**		(See Appendix Table B-1)								
NEW YORK NASSAU	2	04/19/1996	-	-	5	-	-	-	5	GAMBLING	
	3	06/10/1996	-	-	5	-	-	-	5	USURY	
	4	06/26/1996	-	-	5	-	-	-	5	GAMBLING	
	5	10/04/1996	-	-	1	-	-	-	1	FORGERY	
	6	10/15/1996	-	-	6	-	-	-	6	NARCOTICS	
	7	11/21/1996	-	-	1	-	-	-	1	MURDER	
NEW YORK	8	07/09/1996	-	4	-	-	-	-	-		
	10	07/12/1996	-	3	-	-	-	-	-		

¹ A sequence of report numbers followed by parentheses indicates reports involving the same investigation.

² Motions: G = Granted, D = Denied, P = Pending.

**This wiretap was terminated in 1996, but was not reported at that time because it was part of an ongoing investigation.

TABLE B-2
STATE COURTS

SUPPLEMENTARY REPORT BY PROSECUTORS FOR INTERCEPTS TERMINATED IN CALENDAR YEAR 1996
AS OF DECEMBER 31, 1997 (CONTINUED)

State, County	A.O. Report Number in 1996 Report ¹	Date of Application	Additional Activity During Calendar Year 1997							Persons Convicted	Offense for Which Convicted
			Total Cost in \$	Persons Arrested	Trials Completed	Motions to Suppress Intercepts ²					
						G	D	P			
NYC SPECIAL NARCOTICS BUREAU	79**	(See Appendix Table B-1)									
	80**	(See Appendix Table B-1)									
	81**	(See Appendix Table B-1)									
	82**	(See Appendix Table B-1)									
	83**	(See Appendix Table B-1)									
	84**	(See Appendix Table B-1)									
	85**	(See Appendix Table B-1)									
	86**	(See Appendix Table B-1)									
	87**	(See Appendix Table B-1)									
	88**	(See Appendix Table B-1)									
	89**	(See Appendix Table B-1)									
	90**	(See Appendix Table B-1)									
	91**	(See Appendix Table B-1)									
	92**	(See Appendix Table B-1)									
	93**	(See Appendix Table B-1)									
	94**	(See Appendix Table B-1)									
	95**	(See Appendix Table B-1)									
	96**	(See Appendix Table B-1)									
	97**	(See Appendix Table B-1)									
ONONDAGA	4**	(See Appendix Table B-1)									
QUEENS	1	04/14/1995	-	7	-	-	-	-	6	USURY	
	3	08/11/1995	-	-	-	-	2	8	12	NARCOTICS	
	4	11/13/1995	-	-	-	-	2	-	3	NARCOTICS	
	6	05/01/1996	-	41	-	-	1	5	25	NARCOTICS	
	8	08/16/1996	-	3	-	-	-	1	2	NARCOTICS	
	10	11/07/1996	-	1	-	-	-	-	-		

¹ A sequence of report numbers followed by parentheses indicates reports involving the same investigation.

² Motions: G = Granted, D = Denied, P = Pending.

** This wiretap was terminated in 1996, but was not reported at that time because it was part of an ongoing investigation.

**SUPPLEMENTARY REPORT BY PROSECUTORS FOR INTERCEPTS TERMINATED IN CALENDAR YEAR 1996
AS OF DECEMBER 31, 1997 (CONTINUED)**

State, County	A.O. Report Number in 1996 Report ¹	Date of Application	Additional Activity During Calendar Year 1997							Persons Convicted	Offense for Which Convicted
			Total Cost in \$	Persons Arrested	Trials Completed	Motions to Suppress Intercepts ²					
						G	D	P			
ROCKLAND	1**	(See Appendix Table B-1)									
	2**	(See Appendix Table B-1)									
	3**	(See Appendix Table B-1)									
SUFFOLK	45)**	12/04/1995	-	-	-	-	-	-	-		
	4)	03/04/1996	-	-	-	-	-	-	-		
	5)	03/20/1996	-	-	-	-	-	-	12	CONSPIRACY	
	6)	03/20/1996	-	-	-	-	-	-	-		
	7)	03/20/1996	-	-	-	-	-	-	-		
	9)	03/22/1996	-	-	-	-	-	-	-		
	10)	04/02/1996	-	-	-	-	-	-	10	GAMBLING	
	11)	04/09/1996	-	-	-	-	-	-	-		
	12)	04/09/1996	-	-	-	-	-	-	-		
	13)	04/18/1996	-	-	-	-	-	-	-		
	14)	04/18/1996	-	-	-	-	-	-	-		
	15)	04/23/1996	-	-	-	-	-	-	-		
	16)	05/03/1996	-	-	-	-	-	-	-		
	20)	05/14/1996	-	-	-	-	-	-	9	CONSPIRACY	
	21)	05/14/1996	-	-	-	-	-	-	-		
	22)	05/14/1996	-	-	-	-	-	-	-		
	24)	05/31/1996	-	-	-	-	-	-	-		
	25)	06/12/1996	-	-	-	-	-	-	-		
	26)	07/03/1996	-	-	-	-	-	-	61	NARCOTICS	
	27)	07/03/1996	-	-	-	-	-	-	-		
28)	07/03/1996	-	-	-	-	-	-	-			
29)	07/19/1996	-	-	-	-	-	-	-			
30)	07/19/1996	-	-	-	-	-	-	-			

¹ A sequence of report numbers followed by parentheses indicates reports involving the same investigation.

² Motions: G = Granted, D = Denied, P = Pending.

**This wiretap was terminated in 1996, but was not reported at that time because it was part of an ongoing investigation.

TABLE B-2
STATE COURTS

SUPPLEMENTARY REPORT BY PROSECUTORS FOR INTERCEPTS TERMINATED IN CALENDAR YEAR 1996
AS OF DECEMBER 31, 1997 (CONTINUED)

State, County	A.O. Report Number in 1996 Report ¹	Date of Application	Additional Activity During Calendar Year 1997							
			Total Cost in \$	Persons Arrested	Trials Completed	Motions to Suppress Intercepts ²			Persons Convicted	Offense for Which Convicted
						G	D	P		
SUFFOLK (CONTINUED)	31)	07/19/1996	-	-	-	-	-	-	-	
	32)	12/11/1996	-	-	-	-	-	-	-	
WESTCHESTER	1	01/05/1996	-	-	1	-	1	-	1	MURDER
	13	09/27/1996	-	1	-	-	-	1	-	
	17*	(See Appendix Table B-1)								
	15**	(See Appendix Table B-1)								
	16**	(See Appendix Table B-1)								
OHIO										
HANCOCK	1**	(See Appendix Table B-1)								
HENRY	1**	(See Appendix Table B-1)								
PENNSYLVANIA										
PHILADELPHIA	1	12/01/1995	-	15	-	-	-	4	-	
	3	12/14/1995	-	12	9	-	2	-	9	NARCOTICS
	7	03/27/1996	-	14	13	-	2	-	13	NARCOTICS
	12	06/04/1996	-	11	11	-	3	-	11	NARCOTICS
STATE ATTORNEY GENERAL	1)	12/27/1995	-	12	-	-	-	-	10	RACKETEERING
	2)	12/27/1995	-	-	-	-	-	-	-	
	4)	03/29/1996	-	8	-	-	-	-	8	NARCOTICS
	5)	05/23/1996	-	-	-	-	-	-	-	
	6)	06/27/1996	-	-	-	-	-	-	-	
	7)	06/27/1996	-	-	-	-	-	-	-	
	8)	10/02/1996	-	8	-	-	-	-	1	NARCOTICS
	9)	10/21/1996	-	-	-	-	-	-	-	
	11)	11/07/1996	-	9	2	-	-	6	2	NARCOTICS
	13)	11/22/1996	-	-	-	-	-	-	-	
	14)	11/22/1996	-	-	-	-	-	-	-	
	15)	11/26/1996	-	-	-	-	-	-	-	

¹ A sequence of report numbers followed by parentheses indicates reports involving the same investigation.

² Motions: G = Granted, D = Denied, P = Pending.

*This wiretap was terminated in 1995, but was not reported at that time because it was part of an ongoing investigation.

**This wiretap was terminated in 1996, but was not reported at that time because it was part of an ongoing investigation.

**SUPPLEMENTARY REPORT BY PROSECUTORS FOR INTERCEPTS TERMINATED IN CALENDAR YEAR 1996
AS OF DECEMBER 31, 1997 (CONTINUED)**

State, County	A.O. Report Number in 1996 Report ¹	Date of Application	Additional Activity During Calendar Year 1997							Persons Con- victed	Offense for Which Convicted
			Total Cost in \$	Persons Arrested	Trials Completed	Motions to Suppress Intercepts ²					
						G	D	P			
STATE ATTORNEY GENERAL (CONTINUED)	16)	11/26/1996	-	-	-	-	-	-	-	-	
	17)	11/26/1996	-	-	-	-	-	-	-	-	
TEXAS											
LUBBOCK	1	05/15/1996	-	-	-	-	-	-	17	NARCOTICS	
MCLENNAN	1	04/18/1996	-	-	-	-	-	-	25	NARCOTICS	
VIRGINIA											
STATE ATTORNEY GENERAL	1	12/01/1995	-	1	1	-	-	-	1	NARCOTICS	

¹ A sequence of report numbers followed by parentheses indicates reports involving the same investigation.

² Motions: G = Granted, D = Denied, P = Pending.