

# Contents

Report of the Director .....	5
Reporting Requirements of the Statute .....	6
Regulations .....	6
Summary and Analysis of Reports by Judges .....	7
Authorized Lengths of Intercepts .....	8
Locations .....	8
Offenses .....	9
Summary and Analysis of Reports by Prosecuting Officials .....	9
Nature of Intercepts .....	9
Costs of Intercepts .....	11
Arrests and Convictions .....	11
Summary of Reports for Years Ending December 31, 1991 Through 2001 .....	12
Supplementary Reports .....	13

## Text Tables

Table 1	
Jurisdictions With Statutes Authorizing the Interception of Wire, Oral, or Electronic Communications .....	14
Table 2	
Intercept Orders Issued by Judges During Calendar Year 2001 .....	15
Table 3	
Major Offenses for Which Court-Authorized Intercepts Were Granted .....	18
Table 4	
Summary of Interceptions of Wire, Oral, or Electronic Communications .....	21
Table 5	
Average Cost per Order .....	24
Table 6	
Types of Surveillance Used, Arrests, and Convictions for Intercepts Installed .....	28
Table 7	
Authorized Intercepts Granted Pursuant to 18 U.S.C. 2519 .....	32
Table 8	
Summary of Supplementary Reports for Intercepts Terminated in Calendar Years 1991 Through 2001 .....	33
Table 9	
Arrests and Convictions Resulting From Intercepts Installed in Calendar Years 1991 Through 2001 .....	38

# Appendix Tables

Table A-1: United States District Courts	
Report by Judges .....	40
Table A-2: United States District Courts	
Supplementary Report by Prosecutors .....	84
Table B-1: State Courts	
Report by Judges .....	108
Table B-2: State Courts	
Supplementary Report by Prosecutors .....	216

# **Report of the Director of the Administrative Office of the United States Courts**

## **on Applications for Orders Authorizing or Approving the Interception of Wire, Oral, or Electronic Communications**

The Omnibus Crime Control and Safe Streets Act of 1968 requires the Administrative Office of the United States Courts (AO) to report to Congress the number and nature of federal and state applications for orders authorizing or approving the interception of wire, oral, or electronic communications. The statute requires that specific information be provided to the AO, including the offense(s) under investigation, the location of the intercept, the cost of the surveillance, and the number of arrests, trials, and convictions that directly result from the surveillance. This report covers intercepts concluded between January 1, 2001, and December 31, 2001, and provides supplementary information on arrests and convictions resulting from intercepts concluded in prior years.

A total of 1,491 intercepts authorized by federal and state courts were completed in 2001, an increase of 25 percent compared to the number terminated in 2000. In 2001, wiretaps installed were in operation on average 9 percent fewer days per wiretap than in 2000, and the number of intercepts per order was 12 percent lower. The average number of persons whose communications were intercepted declined 56 percent, from 196 per wiretap order in 2000 to 86 per order in 2001.

Public Law 197, 106th Cong., amended 18 U.S.C. 2519(2)(b) to require that reporting should reflect the number of wiretap applications granted for which encryption was encountered and whether such encryption prevented law enforcement officials from obtaining the plain text of communications intercepted pursuant to the court orders. Encryption was reported to have been encountered in 16 wiretaps terminated in 2001; however, in none of these cases was encryption reported to have prevented law enforcement officials from obtaining the plain text of communications intercepted.

The appendix tables of this report list all intercepts reported by judges and prosecuting officials for 2001. Appendix Table A-1 shows reports filed by federal judges and federal prosecuting officials. Appendix Table B-1 presents the same information for state judges and state prosecuting officials. Appendix Tables A-2 and B-2 contain information from the supplementary reports submitted by prosecuting officials about additional arrests and trials in 2001 arising from intercepts initially reported in prior years.

Pursuant to 18 U.S.C. 2519(2), prosecutors must submit wiretap reports to the AO no later than January 31 of each year. The AO, in turn, normally publishes the *Wiretap Report* in April of that year. However, antiterrorism activity following September 11, 2001, and the initiation of the irradiation process for mail sent to the federal government disrupted the U.S. mail service. Many reporting forms prosecutors mailed before January 31, 2002, still had not been received well after the date the AO needed to finish processing all data to meet an April publication deadline. Therefore, the data processing period was extended an additional 30 days so that the *2001 Wiretap Report* could include these prosecutors' reports.

Leonidas Ralph Mecham  
Director

May 2002

# Applications for Orders Authorizing or Approving the Interception of Wire, Oral, or Electronic Communications

## Reporting Requirements of the Statute

Each federal and state judge is required to file a written report with the Director of the Administrative Office of the United States Courts (AO) on each application for an order authorizing the interception of a wire, oral, or electronic communication (18 U.S.C. 2519(1)). This report is to be furnished within 30 days of the denial of the application or the expiration of the court order (after all extensions have expired). The report must include the name of the official who applied for the order, the offense under investigation, the type of interception device, the general location of the device, and the duration of the authorized intercept.

Prosecuting officials who applied for interception orders are required to submit reports to the AO each January on all orders that were terminated during the previous calendar year. These reports contain information related to the cost of each intercept, the number of days the intercept device was actually in operation, the total number of intercepts, and the number of incriminating intercepts recorded. Results such as arrests, trials, convictions, and the number of motions to suppress evidence related directly to the use of intercepts also are noted.

Neither the judges' reports nor the prosecuting officials' reports contain the names, addresses, or phone numbers of the parties investigated. The AO is **not** authorized to collect this information.

This report tabulates the number of applications for interceptions that were granted or denied, as reported by judges, as well as the number of authorizations for which interception devices were installed, as reported by prosecuting officials. No statistics are available on the number of devices installed for each authorized order. This report does not include interceptions regulated by

the Foreign Intelligence Surveillance Act of 1978 (FISA).

No report to the AO is required when an order is issued with the consent of one of the principal parties to the communication. Examples of such situations include the use of a wire interception to investigate obscene phone calls, the interception of a communication to which a police officer or police informant is a party, or the use of a body microphone. Also, no report to the AO is required for the use of a pen register (a device attached to a telephone line that records or decodes impulses identifying the numbers dialed from that line) unless the pen register is used in conjunction with any wiretap devices whose use must be reported. Pursuant to 18 U.S.C. 3126, the U.S. Department of Justice collects and reports data on pen registers and trap and trace devices.

## Regulations

The Director of the AO is empowered to develop and revise the reporting regulations and reporting forms for collecting information on intercepts. Copies of the regulations, the reporting forms, and the federal wiretapping statute may be obtained by writing to the Administrative Office of the United States Courts, Statistics Division, Washington, D.C. 20544.

The Attorney General of the United States, the Deputy Attorney General, the Associate Attorney General, any Assistant Attorney General, any acting Assistant Attorney General, or any specially designated Deputy Assistant Attorney General in the Criminal Division of the Department of Justice may authorize an application to a federal judge for an order authorizing the interception of wire, oral, or electronic communications. On the state level, applications are made by a prosecuting attorney "if such attorney is authorized by a statute of that State to make application to a State court judge of competent jurisdiction."

Many wiretap orders are related to large-scale criminal investigations that cross county and state boundaries. Consequently, arrests, trials, and convictions resulting from these interceptions often do not occur within the same year as the installation of the intercept device. Under 18 U.S.C. 2519(2), prosecuting officials must file supplementary reports on additional court or police activity that occurs as a result of intercepts reported in prior years. Appendix Tables A-2 and B-2 describe the additional activity reported by prosecuting officials in their supplementary reports.

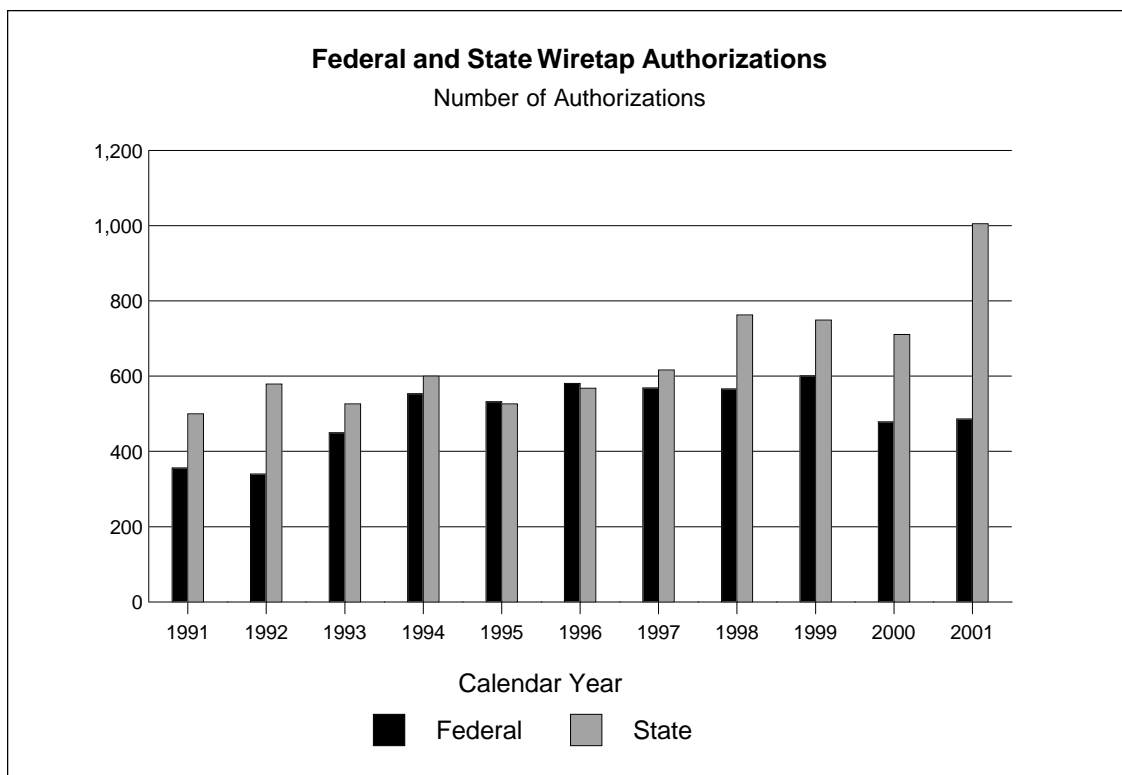
Table 1 shows that 46 jurisdictions (the federal government, the District of Columbia, the Virgin Islands, and 43 states) currently have laws that authorize courts to issue orders permitting wire, oral, or electronic surveillance. During 2001, a total of 25 jurisdictions reported using at least one of these three types of surveillance as an investigative tool.

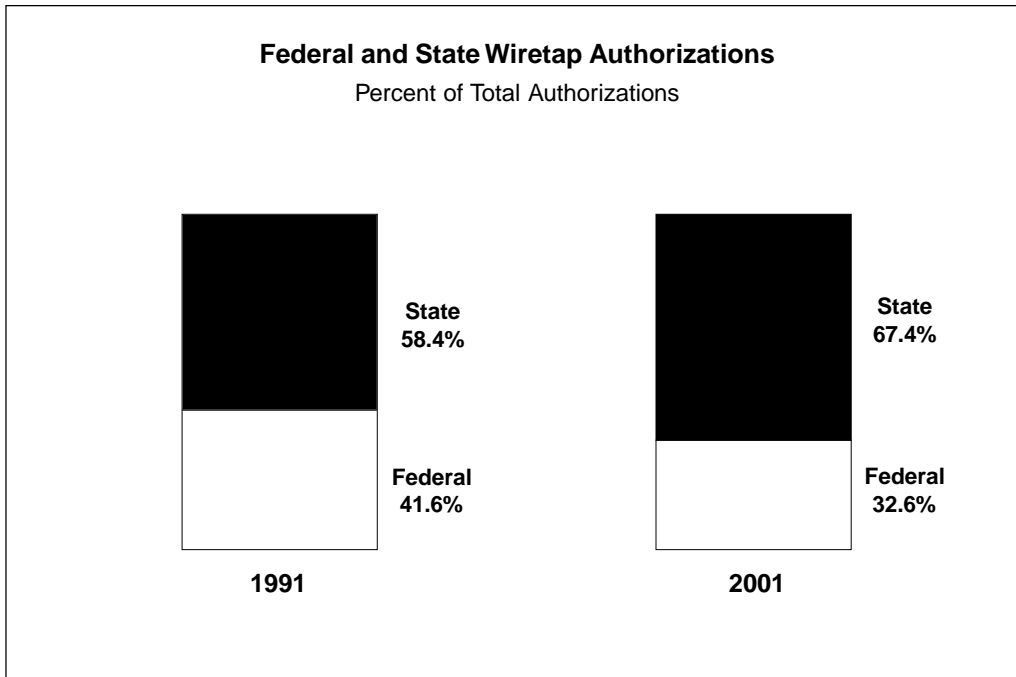
## Summary and Analysis of Reports by Judges

Data on applications for wiretaps terminated during calendar year 2001 appear in Appendix Tables A-1 (federal) and B-1 (state). The reporting

numbers used in the appendix tables are reference numbers assigned by the AO; these numbers do not correspond to the authorization or application numbers used by the reporting jurisdictions. The same reporting number is used for any supplemental information reported for a communications intercept in future volumes of the *Wiretap Report*.

The number of wiretaps reported increased 25 percent in 2001. A total of 1,491 applications were authorized in 2001, including 486 submitted to federal judges and 1,005 to state judges. Judges approved all applications. Compared to the number approved during 2000, the number of applications approved by federal judges in 2001 increased 1 percent,<sup>1</sup> and the number of applications approved by state judges rose 41 percent. Wiretap applications in New York (425 applications), California (130 applications), Illinois (128 applications), New Jersey (99 applications), Pennsylvania (54 applications), Florida (51 applications), and Maryland (49 applications) accounted for 93 percent of all authorizations approved by state judges. Although the number of states reporting wiretap activity was comparable to the number for last year (24 states in 2001, 25 in 2000), reports were received from 100 separate state jurisdictions in 2001, 15 more than the





number of state jurisdictions that reported wiretaps in 2000.

## Authorized Lengths of Intercepts

Table 2 presents the number of intercept orders issued in each jurisdiction that provided reports, the number of amended intercept orders issued, the number of extensions granted, the average lengths of the original authorizations and their extensions, the total number of days the intercepts actually were in operation, and the nature of the location where each interception of communications occurred. Most state laws limit the period of surveillance under an original order to 30 days. This period, however, can be lengthened by one or more extensions if the authorizing judge determines that additional time for surveillance is warranted.

During 2001, the average length of an original authorization was 27 days, down from 28 days in 2000. A total of 1,008 extensions were requested and authorized in 2001 (an increase of 9 percent). The average length of an extension was 29 days, up from 28 days in 2000. The longest federal intercept occurred in the District of New Jersey, where an original 30-day order was extended 11 times to complete a 300-day wiretap used in a fraud investigation. Among state wire-

taps terminating during 2001, the longest was used in a narcotics investigation in New York County, New York; this wiretap required a 30-day order to be extended 15 times to keep the intercept in operation 431 days. In contrast, 18 federal intercepts and 78 state intercepts each were in operation for less than a week.

## Locations

The most common location specified in wiretap applications authorized in 2001 was "portable device, carried by/on individual," a category included for the first time last year in the *2000 Wiretap Report*. This category was added because wiretaps authorized for devices such as portable digital pagers and cellular telephones did not readily fit into the location categories provided prior to 2000. Table 2 shows that in 2001, a total of 68 percent (1,007 wiretaps) of all intercepts authorized were for portable devices such as these, which are not limited to fixed locations.

The next most common specific location for the placement of wiretaps in 2001 was a "personal residence," a type of location that includes single-family houses, as well as row houses, apartments, and other multi-family dwellings. Table 2 shows that in 2001 a total of 14 percent (206 wiretaps) of all intercept devices were authorized for personal residences. Four percent (60 wiretaps) were authorized for business establishments such as of-

lices, restaurants, and hotels. Combinations of locations were cited in 117 federal and state applications (8 percent of the total) in 2001. Finally, 6 percent (83 wiretaps) were authorized for “other” locations, which included such places as prisons, pay telephones in public areas, and motor vehicles.

Since the enactment of the Electronic Communications Privacy Act of 1986, a specific location need not be cited in a federal application if the application contains a statement explaining why such specification is not practical or shows “a purpose, on the part of that person (under investigation), to thwart interception by changing facilities” (see 18 U.S.C. 2518 (11)). In these cases, prosecutors use “roving” wiretaps to target a specific person rather than a specific telephone or location. The Intelligence Authorization Act of 1999, enacted on October 20, 1998, amended 18 U.S.C. 2518 (11)(b) so that a specific facility need not be cited “if there is probable cause to believe that actions by the person under investigation could have the effect of thwarting interception from a specified facility.” The amendment also specifies that “the order authorizing or approving the interception is limited to interception only for such time as it is reasonable to presume that the person identified in the application is or was reasonably proximate to the instrument through which such communication will be or was transmitted.”

For 2001, authorizations for 16 wiretaps indicated approval with a relaxed specification order under 18 U.S.C. 2518(11). Federal authorities reported that roving wiretaps were approved for two investigations, both authorized for use in drug offense investigations. On the state level, 14 roving wiretaps were reported; 93 percent (13 applications) were authorized for use in drug offense investigations, and one application in a racketeering investigation.

## **Offenses**

Violations of drug laws and gambling laws were the two most prevalent types of offenses investigated through communications intercepts. Racketeering was the third most frequently noted offense category cited on wiretap orders, and homicide/assault was the fourth most frequently cited offense category reported. Table 3 indicates

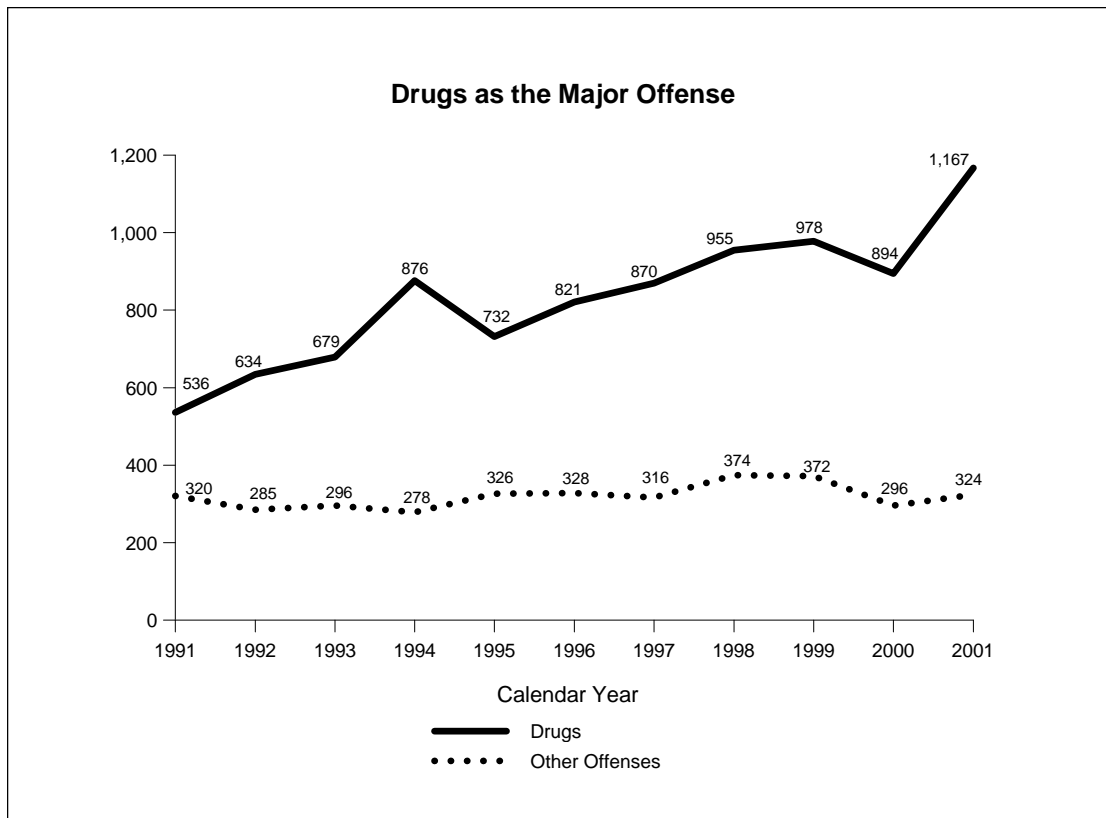
that 78 percent of all applications for intercepts (1,167 wiretaps) authorized in 2001 cited drug offenses as the most serious offense under investigation. Many applications for court orders indicated that several criminal offenses were under investigation, but Table 3 includes only the most serious criminal offense named in an application. The use of federal intercepts to conduct drug investigations was most common in the Central District of California (29 applications), the Northern District of Illinois (28 applications), and the Western District of Texas (26 applications). On the state level, the New York City Special Narcotics Bureau obtained authorizations for 117 drug-related intercepts, which accounted for the highest percentage (16 percent) of all drug-related intercepts reported by state or local jurisdictions in 2001. Nationwide, gambling (82 orders), racketeering (70 orders), and homicide/assault (52 orders) were specified in 5.5 percent, 5 percent, and 3 percent of authorizations, respectively, as the most serious offense under investigation.

## **Summary and Analysis of Reports by Prosecuting Officials**

In accordance with 18 U.S.C. 2519(2), prosecuting officials must submit reports to the AO no later than January 31 of each year for intercepts terminated during the previous calendar year. Appendix Tables A-1 and B-1 contain information from all prosecutors’ reports submitted for 2001. Judges submitted 35 reports for which the AO received no corresponding reports from prosecuting officials. For these authorizations, the entry “NP” (no prosecutor’s report) appears in the appendix tables. Some of the prosecutors’ reports may have been received too late to include in this report, and some prosecutors delayed filing reports to avoid jeopardizing ongoing investigations. Information received after the deadline will be included in next year’s *Wiretap Report*.

## **Nature of Intercepts**

Of the 1,491 communication interceptions authorized in 2001, intercept devices were installed in conjunction with a total of 1,405 orders. Table 4 presents information on the average num-



ber of intercepts per order, the number of persons whose communications were intercepted, the total number of communications intercepted, and the number of incriminating intercepts. Wiretaps varied extensively with respect to the above characteristics.

In 2001, installed wiretaps were in operation an average of 38 days, a 9 percent decrease from the average number of days wiretaps were in operation in 2000. The average number of interceptions per day reported by all jurisdictions in 2001 ranged from less than 1 to over 650. The most active federal intercept occurred in the Central District of California, where a 27-day investigation of copyright infringement related to software piracy involved an electronic wiretap of computers and resulted in an average of 660 interceptions per day. For state authorizations, the most active investigation was a 43-day narcotics investigation in Lubbock County, Texas, that produced an average of 338 intercepts per day. Nationwide, in 2001 the average number of persons whose communications were intercepted per order in which intercepts were installed was 86, and the average number of communications intercepted was 1,565 per wiretap. An average of

333 intercepts per installed wiretap produced incriminating evidence, and the average percentage of incriminating intercepts per order decreased from 23 percent of interceptions in 2000 to 21 percent in 2001.

The three major categories of surveillance are wire communications, oral communications, and electronic communications. In the early years of wiretap reporting, nearly all intercepts involved telephone (wire) surveillance, primarily communications made via conventional telephone lines; the remainder involved microphone (oral) surveillance or a combination of wire and oral interception. With the passage of the Electronic Communications Privacy Act of 1986, a third category was added for the reporting of electronic communications, which most commonly involve digital-display paging devices or fax machines, but also may include some computer transmissions. The *1988 Wiretap Report* was the first annual report to include electronic communications as a category of surveillance.

Table 6 presents the type of surveillance method used for each intercept installed. The most common method of surveillance reported was "phone wire communication," which includes all



telephones (landline, cellular, cordless, and mobile). Telephone wiretaps accounted for 83 percent (1,171 cases) of intercepts installed in 2001. Of those, 944 wiretaps involved cellular/mobile telephones, either as the only type of device under surveillance (865 cases) or in combination with one or more other types of telephone wiretaps (79 cases).

The next most common method of surveillance reported was the electronic wiretap, which includes devices such as digital display pagers, voice pagers, fax machines, and transmissions via computer such as electronic mail. Electronic wiretaps accounted for 6 percent (84 cases) of intercepts installed in 2001. Microphones were used in 6 percent of intercepts (88 cases). A combination of surveillance methods was used in 4 percent of intercepts (62 cases).

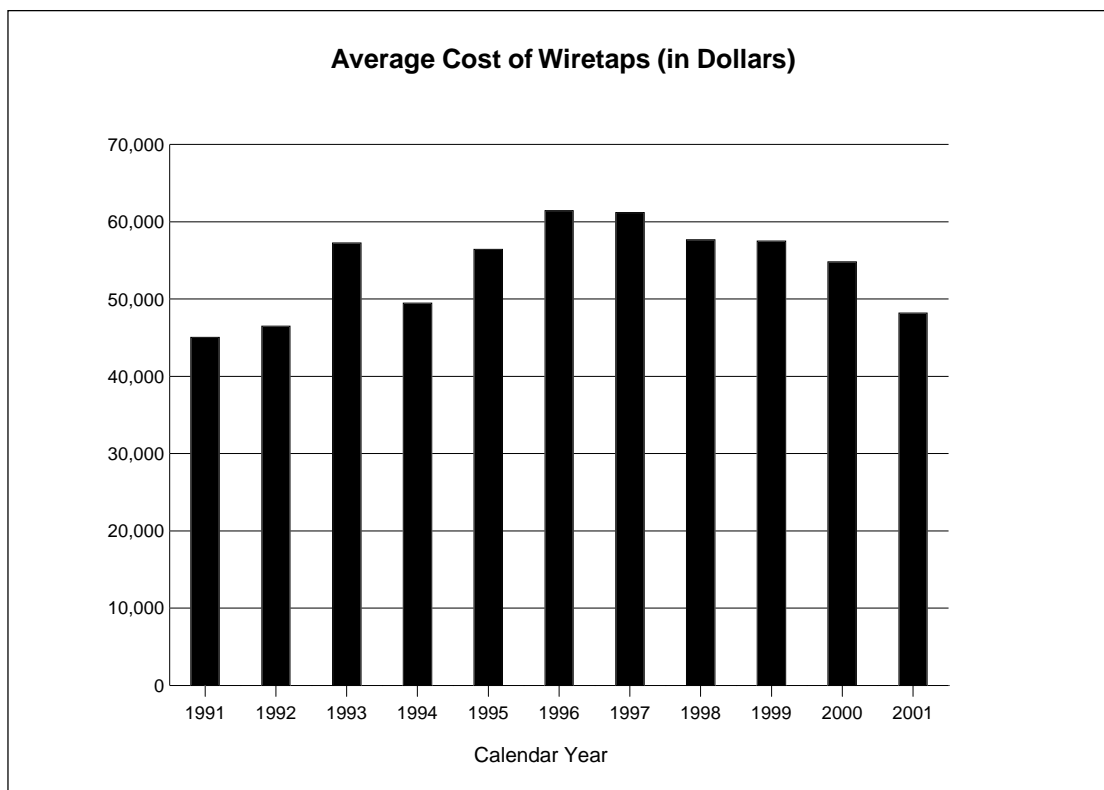
Public Law 106-197 amended 18 U.S.C. 2519(2)(b) in 2000 to require that reporting should reflect the number of wiretap applications granted in which encryption was encountered and whether such encryption prevented law enforcement officials from obtaining the plain text of communications intercepted pursuant to the court orders. In 2001, no federal wiretap reports indicated that encryption was encountered. For state and local jurisdictions, encryption was reported to have been encountered in 16 wiretaps in 2001; however, in none of these cases was encryption reported to have prevented law enforcement officials from obtaining the plain text of communications intercepted.

### **Costs of Intercepts**

Table 5 provides a summary of expenses related to intercept orders in 2001. The expenditures noted reflect the cost of installing intercept devices and monitoring communications for the 1,327 authorizations for which reports included cost data. The average cost of intercept devices installed in 2001 was \$48,198, down 12 percent from the average cost in 2000. For federal wiretaps for which expenses were reported in 2001, the average cost was \$74,207, a 16 percent increase from the average cost in 2000. However, the average cost of a state wiretap fell 30 percent to \$33,650 in 2001. For additional information, see Appendix Tables A-1 (federal) & B-1 (state).

### **Arrests and Convictions**

Federal and state prosecutors often note the importance of electronic surveillance in obtaining arrests and convictions. The Central District of California reported a federal wiretap that involved cellular telephone surveillance in a narcotics conspiracy investigation that led to 9 arrests; in addition, the reporting officials noted that this wiretap “resulted in the seizure of 223 kilos of cocaine, 7 weapons, 2 vehicles, and \$87,580 in cash.” Another wiretap from the same district resulted in the seizure of 25 million dosage units of pseudoephedrine. Reporting officials in the Northern District of Ohio described a federal wiretap in use for 55 days in a narcotics investigation that resulted in 5 convictions, including those of 3 Ohio cocaine distributors and 2 narcotics couriers from California. On the state level, the prosecuting attorney in Lubbock County, Texas, reported that the information obtained in a wiretap using standard and cellular telephone surveillance led to the arrest of 36 persons, 35 of whom were convicted of narcotics offenses, and indicated that “without the intercepts, no prosecutions or few prosecutions would have been possible.” The Georgia State Attorney General reported that a 10-day wiretap approved as part of a racketeering investigation yielded valuable information in an investigation of a telemarketing “boiler room.” The reporting official noted that “the targets of the investigation are suspected of running an illegal magazine sales operation that specifically targets elderly persons. Cases of this nature are inherently difficult to prosecute because of memory and comprehension problems the aged often suffer. The ability of the State to intercept the deceptions as they take place will be invaluable in obtaining convictions in this type of case.” In New Hampshire, the State Attorney General’s office reported that a wiretap in use for 29 days in a drug conspiracy investigation produced 14 arrests, stating that the interceptions were critical evidence in the State’s case, identified numerous sources of the illegal drugs, and “prevented a violent home invasion.” The District Attorney’s Office in Santa Clara County, California, described a 55-day wiretap used in an investigation involving the manufacture of methamphetamine, which resulted in 17 arrests and 2 subsequent convictions. The officials noted



that the interceptions enabled law enforcement to seize two methamphetamine “super labs,” the locations of which were undetectable without the interceptions; they added that “the sole evidence of culpability against the two persons convicted thus far was the intercepted communications.”

Table 6 presents the numbers of persons arrested and convicted as a result of interceptions reported as terminated in 2001. As of December 31, 2001, a total of 3,683 persons had been arrested based on interceptions of wire, oral, or electronic communications, 20 percent (732 persons) of whom were convicted (a decrease from the 2000 conviction rate of 22 percent, but greater than the 1999 conviction rate of 15 percent). Federal wiretaps were responsible for 53 percent of the arrests and 40 percent of the convictions during 2001. A state wiretap in Queens County, New York, resulted in the most arrests of any intercept terminated in 2001. This wiretap was the lead wiretap of six intercepts authorized for use in a larceny investigation that led to the arrest of 103 persons. The Eastern District of Texas produced the most convictions of any federal wiretap when an intercept used in a narcotics conspiracy investigation yielded the conviction of 46 of the 53 persons arrested. The leader among state intercepts in producing convictions was a

wiretap that took place in Lehigh County, Pennsylvania, and was the lead wiretap of three used in homicide and narcotics investigations. This wiretap led to 43 arrests and 39 convictions. Because criminal cases involving the use of surveillance may still be under active investigation, the results of many of the intercepts concluded in 2001 may not have been reported. Prosecutors will report the costs, arrests, trials, motions to suppress evidence, and convictions related directly to these intercepts in future supplementary reports, which will be noted in Appendix Tables A-2 and B-2 of subsequent volumes of the *Wiretap Report*.

### **Summary of Reports for Years Ending December 31, 1991 Through 2001**

Table 7 provides information on intercepts reported each year from 1991 to 2001. The table specifies the number of intercept applications requested, denied, authorized, and installed; the number of extensions granted; the average length of original orders and extensions; the locations of intercepts; the major offenses investigated; average costs; and the average number of persons intercepted, communications intercepted, and

incriminating intercepts. From 1991 to 2001, the number of intercept applications authorized increased 74 percent. The majority of wiretaps involved drug-related investigations, ranging from 63 percent of all applications authorized in 1991 to 78 percent in 2001.

## Supplementary Reports

Under 18 U.S.C. 2519(2), prosecuting officials must file supplementary reports on additional court or police activity occurring as a result of intercepts reported in prior years. Because many wiretap orders are related to large-scale criminal investigations that cross county and state boundaries, supplementary reports are necessary to fulfill reporting requirements. Arrests, trials, and convictions resulting from these interceptions often do not occur within the same year in which the intercept was first reported. Appendix Tables A-2 and B-2 provide detailed data from all supplementary reports submitted.

During 2001, a total of 2,670 arrests, 2,112 convictions, and additional costs of \$10,571,236 were reported from wiretaps completed in previous years. Table 8 summarizes additional pros-

ecution activity by jurisdiction for intercepts terminated in the years noted. Most of the additional activity reported in 2001 involved wiretaps terminated in 2000. Intercepts concluded in 2000 led to 65 percent of arrests, 54 percent of convictions, and 89 percent of expenditures reported in 2001 for wiretaps terminated in prior years. Table 9 reflects the total number of arrests and convictions resulting from intercepts terminated in calendar years 1991 through 2001.

## Endnote

<sup>1</sup> In 2001, the reporting of some wiretaps conducted by federal organizations was delayed. Records from some U.S. Customs Service (USCS) investigations conducted in the New York City area were destroyed along with the USCS's facility in the World Trade Center on September 11, 2001. Because of this loss, data on USCS cases for the New York region that involved Title III electronic surveillance were not available to be reported in the *2001 Wiretap Report*. Any wiretap data that can be recreated will be reported later and will appear in a subsequent volume of the *Wiretap Report*.

**Table 1**  
**Jurisdictions With Statutes Authorizing the Interception**  
**of Wire, Oral, or Electronic Communications**  
**Effective During the Period January 1 Through December 31, 2001\***

Jurisdiction	Statutory Citation**	Reported Use of Wiretap in 2001	Number of Orders Authorized in 2001
Federal	18:2510 - 2520	Yes	486
Alaska	12.37	No	-
Arizona	13-3007 - 13-3018	Yes	10
California	Penal Code Sections 629.50-629.98	Yes	130
Colorado	16-15-102	Yes	2
Connecticut	54-41a - 54-41t	Yes	9
Delaware	11 Del.C.Chap.24	No	-
District of Columbia	23:541 - 23:556	No	-
Florida	934.01 - 934.10	Yes	51
Georgia	16-11-64	Yes	7
Hawaii	803-41 - 803-48	No	-
Idaho	18-6701 - 18-6710	No	-
Illinois	38:108B-1	Yes	128
Indiana	35-33.5-3-1	No	-
Iowa	808B.1 - 808B.9	No	-
Kansas	22-2514 - 22-2516	No	-
Louisiana	Act No. 121 3B No.233 15:1308(A)(2)	No	-
Maine	15 M.R.S.A. Sec 709 et. seq	No	-
Maryland	10-401 - 10-411	Yes	49
Massachusetts	272:99	Yes	11
Minnesota	626A.01 - 626A.21	Yes	1
Mississippi	41-29-501	Yes	6
Missouri	33-542.400 - 542.424	No	-
Nebraska	86-701 - 86-707	Yes	2
Nevada	179.410 - 179.515, NRS 200.620	No	-
New Hampshire	570-A:1 - A:11	Yes	1
New Jersey	2A-156A-1 - 156A-34	Yes	99
New Mexico	30-12-2 - 30-12-11	No	-
New York	CPL Article 700	Yes	425
North Carolina	N.C.G.S. 15A-286	No	-
North Dakota	29-29.2	No	-
Ohio	2933.51 - 2933.66	Yes	2
Oklahoma	13 O.S. 176.1 - 176.14	Yes	2
Oregon	133.723 - 133.739	Yes	2
Pennsylvania	18 Pa.C.S. Sec 5701-5728	Yes	54
Rhode Island	12-5.1-1 - 12-5.1-16	No	-
South Dakota	23A - 35A	No	-
Tennessee	40-6-301 - 40-6-311	No	-
Texas	18.20	Yes	1
Utah	77-23a-1 - 77-23a-16	Yes	4
Virgin Islands	5 V.I.C. Sec 4101-4107	No	-
Virginia	19.2-61	Yes	4
Washington	9.73	Yes	1
West Virginia	62-1D-11	No	-
Wisconsin	968.27 - 968.33	Yes	4
Wyoming	7-3-701 - 7-3-712	No	-

\* Pursuant to provisions of the Omnibus Crime Control and Safe Streets Act of 1968, 18 U.S.C. 2519.

\*\* Includes only those jurisdictions that enacted legislation during or before calendar year 2001.

**Table 2**  
**Intercept Orders Issued by Judges During Calendar Year 2001**

Reporting Jurisdiction	Number of Intercept Orders					Number of Extensions	Avg. Length (in Days)			Location Authorized in Original Application						
	Authorized	Amended	No Prosecutor's Report	Never Installed	Installed*		Original Authorization	Extensions	Total Number of Days in Operation	Personal Residence	Business	Portable Device	Combination**	Other	Roving	None Specified
<b>TOTAL</b>	<b>1,491</b>	<b>7</b>	<b>35</b>	<b>51</b>	<b>1,405</b>	<b>1,008</b>	<b>27</b>	<b>29</b>	<b>53,574</b>	<b>206</b>	<b>60</b>	<b>1,007</b>	<b>117</b>	<b>83</b>	<b>16</b>	<b>2</b>
<b>FEDERAL</b>	<b>486</b>	<b>-</b>	<b>-</b>	<b>5</b>	<b>481</b>	<b>355</b>	<b>30</b>	<b>30</b>	<b>21,017</b>	<b>50</b>	<b>14</b>	<b>361</b>	<b>49</b>	<b>8</b>	<b>2</b>	<b>2</b>
<b>ARIZONA</b>																
MARICOPA	2	-	-	-	2	4	30	30	150	-	-	-	2	-	-	-
STATE ATTORNEY GENERAL	8	-	-	-	8	8	27	30	435	2	-	3	3	-	-	-
<b>CALIFORNIA</b>																
LOS ANGELES	103	-	-	-	103	52	30	29	4,085	4	-	88	9	-	2	-
MONTEREY	3	-	1	-	2	-	16	-	19	-	-	2	-	1	-	-
RIVERSIDE	5	-	-	-	5	6	30	30	330	1	1	3	-	-	-	-
SACRAMENTO	1	-	-	-	1	-	30	-	2	1	-	-	-	-	-	-
SAN BERNARDINO	1	-	-	-	1	2	30	30	72	-	-	1	-	-	-	-
SAN DIEGO	2	-	-	-	2	-	30	-	55	1	-	1	-	-	-	-
SAN LUIS OBISPO	1	-	-	-	1	3	30	30	101	-	-	1	-	-	-	-
SANTA BARBARA	2	-	-	-	2	-	25	-	38	-	-	-	2	-	-	-
SANTA CLARA	4	-	-	1	3	1	30	30	72	2	-	2	-	-	-	-
SHASTA	2	-	-	-	2	-	30	-	42	1	-	1	-	-	-	-
TEHAMA	3	-	-	-	3	-	30	-	90	1	-	2	-	-	-	-
VENTURA	3	-	-	-	3	5	30	30	234	-	-	3	-	-	-	-
<b>COLORADO</b>																
1ST JUDICIAL DISTRICT (JEFFERSON)	1	-	-	-	1	1	30	30	46	-	-	1	-	-	-	-
21ST JUDICIAL DISTRICT (MESA)	1	-	-	-	1	1	30	30	60	-	-	1	-	-	-	-
<b>CONNECTICUT</b>																
HARTFORD	4	-	2	-	2	-	15	-	10	4	-	-	-	-	-	-
LITCHFIELD	3	-	-	-	3	5	15	15	106	1	-	2	-	-	-	-
NEW BRITAIN	2	-	-	-	2	1	15	15	17	-	-	2	-	-	-	-
<b>FLORIDA</b>																
4TH JUDICIAL CIRCUIT (DUVAL)	5	-	-	1	4	2	30	27	158	1	-	4	-	-	-	-
5TH JUDICIAL CIRCUIT (LAKE/MARION)	3	-	-	-	3	-	30	-	59	1	-	-	-	-	2	-
8TH JUDICIAL CIRCUIT (ALACHUA)	1	-	-	-	1	-	30	-	25	-	-	-	1	-	-	-
9TH JUDICIAL CIRCUIT (ORANGE/OSCEOLA)	11	1	-	-	11	1	30	30	192	1	-	9	1	-	-	-
11TH JUDICIAL CIRCUIT (DADE)	4	-	-	-	4	1	30	30	149	1	-	3	-	-	-	-
17TH JUDICIAL CIRCUIT (BROWARD)	2	-	-	-	2	1	30	30	58	1	-	-	1	-	-	-
18TH JUDICIAL CIRCUIT (BREVARD/SEMINOLE)	7	-	-	-	7	1	27	22	152	2	2	2	-	-	1	-
19TH JUDICIAL CIRCUIT (SAINT LUCIE)	18	-	-	-	18	4	30	14	383	2	-	9	-	7	-	-
<b>GEORGIA</b>																
BIBB	6	-	-	-	6	-	20	-	74	4	2	-	-	-	-	-
STATE ATTORNEY GENERAL	1	-	-	-	1	-	20	-	10	-	-	-	1	-	-	-

**Table 2**  
**Intercept Orders Issued by Judges During Calendar Year 2001 (Continued)**

Reporting Jurisdiction	Number of Intercept Orders					Number of Extensions	Avg. Length (in Days)			Location Authorized in Original Application						
	Authorized	Amended	No Prosecutor's Report	Never Installed	Installed*		Original Authorization	Extensions	Total Number of Days in Operation	Personal Residence	Business	Portable Device	Combination**	Other	Roving	None Specified
<b>ILLINOIS</b>																
COOK	1	-	-	-	1	1	30	30	56	-	-	1	-	-	-	-
DE WITT	3	-	-	1	2	-	17	-	6	-	-	-	-	-	3	-
EDGAR	6	-	-	3	3	-	8	-	3	4	1	-	-	1	-	-
FAYETTE	4	-	-	1	3	-	10	-	2	1	3	-	-	-	-	-
HAMILTON	1	-	-	-	1	1	1	10	2	-	-	-	-	1	-	-
HENRY	35	-	-	3	32	5	11	10	18	6	1	-	-	28	-	-
LEE	16	-	-	2	14	1	15	30	241	2	-	-	10	3	1	-
WASHINGTON	36	-	-	12	24	-	14	-	320	9	-	-	-	27	-	-
WHITE	5	-	-	-	5	-	15	-	5	-	-	-	5	-	-	-
WILL	21	-	-	6	15	-	13	-	65	-	-	21	-	-	-	-
<b>MARYLAND</b>																
BALTIMORE	24	-	-	-	24	4	25	23	537	3	-	20	1	-	-	-
BALTIMORE CITY	23	-	-	-	23	6	30	30	497	-	3	20	-	-	-	-
HOWARD	2	-	-	-	2	-	30	-	51	-	-	-	-	-	2	-
<b>MASSACHUSETTS</b>																
BARNSTABLE	1	-	-	-	1	1	15	15	30	1	-	-	-	-	-	-
HAMPDEN	1	-	-	-	1	2	15	15	45	-	-	1	-	-	-	-
STATE ATTORNEY GENERAL	9	-	-	-	9	6	15	15	214	2	-	7	-	-	-	-
<b>MINNESOTA</b>																
HENNEPIN	1	-	-	-	1	-	30	-	27	-	-	1	-	-	-	-
<b>MISSISSIPPI</b>																
15TH CIRCUIT COURT DISTRICT	3	-	-	-	3	1	30	30	107	2	-	-	-	-	1	-
22ND CIRCUIT COURT DISTRICT	2	-	-	-	2	3	30	25	120	1	-	-	1	-	-	-
HARRISON	1	-	-	-	1	1	30	8	38	-	-	1	-	-	-	-
<b>NEBRASKA</b>																
DOUGLAS	1	-	-	-	1	1	30	30	57	-	-	-	1	-	-	-
LINCOLN	1	-	-	-	1	2	30	30	86	1	-	-	-	-	-	-
<b>NEW HAMPSHIRE</b>																
STATE ATTORNEY GENERAL	1	-	-	-	1	2	10	10	29	-	-	1	-	-	-	-
<b>NEW JERSEY</b>																
BERGEN	2	-	-	-	2	-	30	-	14	-	-	2	-	-	-	-
BURLINGTON	2	-	-	-	2	-	15	-	2	-	1	-	-	1	-	-
CAMDEN	5	-	-	-	5	-	30	-	98	-	-	5	-	-	-	-
CAPE MAY	1	-	-	-	1	-	20	-	15	-	-	1	-	-	-	-
CUMBERLAND	8	-	1	-	7	1	30	30	199	1	-	7	-	-	-	-
GLOUCESTER	5	-	1	-	4	3	20	10	84	2	-	3	-	-	-	-
HUDSON	12	-	12	-	-	5	30	30	-	-	-	12	-	-	-	-
HUNTERDON	3	-	-	-	3	-	20	-	46	1	-	2	-	-	-	-
MERCER	1	-	1	-	-	1	20	30	-	-	-	1	-	-	-	-
MIDDLESEX	3	-	1	-	2	-	20	-	25	-	-	3	-	-	-	-
MORRIS	1	-	-	-	1	1	20	10	28	-	-	1	-	-	-	-
PASSAIC	11	-	-	-	11	8	25	15	360	1	2	7	1	-	-	-
SOMERSET	5	-	-	-	5	2	26	10	93	3	-	2	-	-	-	-
STATE ATTORNEY GENERAL	26	-	12	1	13	13	24	27	468	5	1	20	-	-	-	-
UNION	14	-	-	-	14	2	23	30	333	1	-	13	-	-	-	-

**Table 2**  
**Intercept Orders Issued by Judges During Calendar Year 2001 (Continued)**

Reporting Jurisdiction	Number of Intercept Orders					Number of Extensions	Avg. Length (in Days)			Location Authorized in Original Application						
	Authorized	Amended	No Prosecutor's Report	Never Installed	Installed*		Original Authorization	Extensions	Total Number of Days in Operation	Personal Residence	Business	Portable Device	Combination**	Other	Roving	None Specified
<b>NEW YORK</b>																
DUTCHESS	1	-	-	-	1	4	30	30	120	-	-	-	1	-	-	-
KINGS	45	-	-	-	45	55	29	27	2,302	17	9	19	-	-	-	-
MONROE	20	-	-	-	20	11	30	30	637	1	-	18	-	-	1	-
NASSAU	6	-	-	1	5	3	30	30	206	1	-	2	3	-	-	-
NEW YORK	9	1	-	-	9	56	29	29	1,481	2	-	6	1	-	-	-
NY ORGANIZED CRIME TASK FORCE	28	-	-	-	28	44	30	28	1,597	3	-	9	15	1	-	-
NYC SPECIAL NARCOTICS BUREAU	117	-	-	8	109	62	30	30	3,264	3	1	110	-	3	-	-
ONEIDA	3	-	-	-	3	1	30	30	100	3	-	-	-	-	-	-
ONONDAGA	5	-	-	-	5	3	30	30	154	1	1	-	3	-	-	-
QUEENS	118	-	-	1	117	130	27	30	5,703	17	4	97	-	-	-	-
RENSSELAER	1	-	-	-	1	-	30	-	29	-	-	-	1	-	-	-
ROCKLAND	14	1	1	-	13	3	30	30	360	2	-	12	-	-	-	-
SUFFOLK	12	-	-	2	10	7	30	30	377	6	4	2	-	-	-	-
TOMPKINS	3	-	-	-	3	1	30	30	67	-	-	3	-	-	-	-
WESTCHESTER	43	4	-	1	42	81	29	30	2,871	8	7	25	3	-	-	-
<b>OHIO</b>																
DARKE	1	-	-	-	1	-	6	-	-	-	-	-	-	1	-	-
PUTNAM	1	-	-	-	1	2	30	30	84	1	-	-	-	-	-	-
<b>OKLAHOMA</b>																
OKLAHOMA	2	-	-	-	2	2	20	30	95	-	-	2	-	-	-	-
<b>OREGON</b>																
DESCHUTES	1	-	-	-	1	-	14	-	4	1	-	-	-	-	-	-
MULTNOMAH	1	-	-	-	1	-	30	-	11	-	-	1	-	-	-	-
<b>PENNSYLVANIA</b>																
BERKS	1	-	-	-	1	-	30	-	-	-	-	1	-	-	-	-
CHESTER	2	-	-	-	2	-	16	-	4	-	1	-	-	1	-	-
DAUPHIN	2	-	2	-	-	-	10	-	-	1	1	-	-	-	-	-
LEHIGH	3	-	-	-	3	-	30	-	59	-	-	3	-	-	-	-
MONTGOMERY	3	-	-	-	3	-	30	-	56	-	-	2	-	-	1	-
PHILADELPHIA	7	-	-	-	7	3	30	30	197	1	-	6	-	-	-	-
STATE ATTORNEY GENERAL	36	-	-	-	36	8	30	30	911	7	-	29	-	-	-	-
<b>TEXAS</b>																
LUBBOCK	1	-	-	-	1	1	30	30	43	-	-	-	1	-	-	-
<b>UTAH</b>																
SALT LAKE	4	-	-	1	3	3	30	30	133	-	-	4	-	-	-	-
<b>VIRGINIA</b>																
STATE ATTORNEY GENERAL	4	-	-	1	3	-	30	-	57	2	1	-	1	-	-	-
<b>WASHINGTON</b>																
STEVENS	1	-	-	-	1	-	7	-	7	1	-	-	-	-	-	-
<b>WISCONSIN</b>																
MILWAUKEE	3	-	1	-	2	1	30	30	68	-	-	3	-	-	-	-
RACINE	1	-	-	-	1	-	30	-	15	1	-	-	-	-	-	-

\* Based on the number of orders for which intercept devices were installed as reported by the prosecuting official.

\*\* Combination refers to the number of authorized interceptions for which more than one location was reported.

**Table 3**  
**Major Offenses for Which Court-Authorized Intercepts Were Granted**  
**Pursuant to 18 U.S.C. 2519**  
**January 1 Through December 31, 2001**

Reporting Jurisdiction	Total	Bribery	Gambling	Homicide and Assault	Kidnapping	Larceny, Theft, and Robbery	Loansharking, Usury, and Extortion	Narcotics	Racketeering	Other
<b>TOTAL</b>	1,491	1	82	52	1	51	28	1,167	70	39
<b>FEDERAL</b>	486	-	5	1	-	6	3	424	26	21
<b>ARIZONA</b>										
MARICOPA	2	-	-	1	-	-	-	1	-	-
STATE ATTORNEY GENERAL	8	-	-	1	-	-	-	1	6	-
<b>CALIFORNIA</b>										
LOS ANGELES	103	-	-	2	-	-	-	101	-	-
MONTEREY	3	-	-	1	-	-	-	2	-	-
RIVERSIDE	5	-	-	-	-	-	-	5	-	-
SACRAMENTO	1	-	-	1	-	-	-	-	-	-
SAN BERNARDINO	1	-	-	-	-	-	-	1	-	-
SAN DIEGO	2	-	-	-	-	-	-	2	-	-
SAN LUIS OBISPO	1	-	-	-	-	-	-	1	-	-
SANTA BARBARA	2	-	-	1	-	-	-	1	-	-
SANTA CLARA	4	-	-	2	-	-	-	2	-	-
SHASTA	2	-	-	-	-	-	-	2	-	-
TEHAMA	3	-	-	-	-	-	-	3	-	-
VENTURA	3	-	-	-	-	-	-	3	-	-
<b>COLORADO</b>										
1ST JUDICIAL DISTRICT (JEFFERSON)	1	-	-	-	-	-	-	1	-	-
21ST JUDICIAL DISTRICT (MESA)	1	-	-	-	-	-	-	1	-	-
<b>CONNECTICUT</b>										
HARTFORD	4	-	2	-	-	-	1	-	1	-
LITCHFIELD	3	-	-	-	-	-	-	3	-	-
NEW BRITAIN	2	-	-	-	-	-	-	-	2	-
<b>FLORIDA</b>										
4TH JUDICIAL CIRCUIT (DUVAL)	5	-	-	-	-	-	-	5	-	-
5TH JUDICIAL CIRCUIT (LAKE/MARION)	3	-	-	-	-	-	-	3	-	-
8TH JUDICIAL CIRCUIT (ALACHUA)	1	-	1	-	-	-	-	-	-	-
9TH JUDICIAL CIRCUIT (ORANGE/OSCEOLA)	11	-	-	-	-	-	-	11	-	-
11TH JUDICIAL CIRCUIT (DADE)	4	-	-	-	-	-	-	4	-	-
17TH JUDICIAL CIRCUIT (BROWARD)	2	-	-	-	-	-	-	2	-	-
18TH JUDICIAL CIRCUIT (BREVARD/SEMINOLE)	7	-	-	-	-	-	-	7	-	-
19TH JUDICIAL CIRCUIT (SAINT LUCIE)	18	1	-	7	-	-	-	8	2	-
<b>GEORGIA</b>										
BIBB	6	-	-	-	-	-	-	6	-	-
STATE ATTORNEY GENERAL	1	-	-	-	-	-	-	-	1	-
<b>ILLINOIS</b>										
COOK	1	-	-	-	-	-	-	1	-	-
DE WITT	3	-	-	-	-	-	-	3	-	-
EDGAR	6	-	-	-	-	-	-	6	-	-
FAYETTE	4	-	-	1	-	-	-	3	-	-



**Table 3**  
**Major Offenses for Which Court-Authorized Intercepts Were Granted**  
**Pursuant to 18 U.S.C. 2519**  
**January 1 Through December 31, 2001 (Continued)**

Reporting Jurisdiction	Total	Bribery	Gambling	Homicide and Assault	Kidnapping	Larceny, Theft, and Robbery	Loansharking, Usury, and Extortion	Narcotics	Racketeering	Other
<b>ILLINOIS (CONTINUED)</b>										
HAMILTON	1	-	-	1	-	-	-	-	-	-
HENRY	35	-	-	-	-	-	-	35	-	-
LEE	16	-	-	1	-	-	-	14	-	1
WASHINGTON	36	-	-	-	-	1	-	31	-	4
WHITE	5	-	-	2	-	-	-	3	-	-
WILL	21	-	-	-	-	-	-	21	-	-
<b>MARYLAND</b>										
BALTIMORE	24	-	-	-	-	-	-	24	-	-
BALTIMORE CITY	23	-	-	4	-	-	-	19	-	-
HOWARD	2	-	-	-	-	-	-	2	-	-
<b>MASSACHUSETTS</b>										
BARNSTABLE	1	-	-	1	-	-	-	-	-	-
HAMPDEN	1	-	1	-	-	-	-	-	-	-
STATE ATTORNEY GENERAL	9	-	-	-	-	-	-	9	-	-
<b>MINNESOTA</b>										
HENNEPIN	1	-	-	-	-	-	-	1	-	-
<b>MISSISSIPPI</b>										
15TH CIRCUIT COURT DISTRICT	3	-	-	-	-	-	-	3	-	-
22ND CIRCUIT COURT DISTRICT	2	-	-	-	-	-	-	2	-	-
HARRISON	1	-	-	-	-	-	-	1	-	-
<b>NEBRASKA</b>										
DOUGLAS	1	-	-	-	-	-	-	1	-	-
LINCOLN	1	-	-	-	-	-	-	1	-	-
<b>NEW HAMPSHIRE</b>										
STATE ATTORNEY GENERAL	1	-	-	-	-	-	-	1	-	-
<b>NEW JERSEY</b>										
BERGEN	2	-	-	-	-	-	-	2	-	-
BURLINGTON	2	-	-	2	-	-	-	-	-	-
CAMDEN	5	-	-	-	-	-	-	5	-	-
CAPE MAY	1	-	-	-	-	-	-	1	-	-
CUMBERLAND	8	-	-	-	-	-	-	8	-	-
GLOUCESTER	5	-	1	-	-	-	-	4	-	-
HUDSON	12	-	12	-	-	-	-	-	-	-
HUNTERDON	3	-	-	-	-	-	-	3	-	-
MERCER	1	-	-	-	-	-	-	1	-	-
MIDDLESEX	3	-	1	-	-	-	-	2	-	-
MORRIS	1	-	-	-	-	-	-	1	-	-
PASSAIC	11	-	3	-	-	-	-	7	-	1
SOMERSET	5	-	-	-	-	-	-	2	3	-
STATE ATTORNEY GENERAL	26	-	5	-	-	-	-	13	8	-
UNION	14	-	-	7	-	-	-	7	-	-
<b>NEW YORK</b>										
DUTCHESS	1	-	-	-	-	-	-	1	-	-
KINGS	45	-	18	-	-	12	10	5	-	-
MONROE	20	-	-	-	-	-	-	20	-	-
NASSAU	6	-	1	-	-	2	-	2	-	1

**Table 3**  
**Major Offenses for Which Court-Authorized Intercepts Were Granted**  
**Pursuant to 18 U.S.C. 2519**  
**January 1 Through December 31, 2001 (Continued)**

Reporting Jurisdiction	Total	Bribery	Gambling	Homicide and Assault	Kidnapping	Larceny, Theft, and Robbery	Loansharking, Usury, and Extortion	Narcotics	Racketeering	Other
<b>NEW YORK (CONTINUED)</b>										
NEW YORK	9	-	-	-	-	-	2	5	2	
NY ORGANIZED CRIME TASK FORCE	28	-	1	-	-	6	21	-	-	
NYC SPECIAL NARCOTICS BUREAU	117	-	-	-	-	-	117	-	-	
ONEIDA	3	-	3	-	-	-	-	-	-	
ONONDAGA	5	-	2	-	-	-	3	-	-	
QUEENS	118	-	13	2	1	16	78	-	1	
RENSSELAER	1	-	1	-	-	-	-	-	-	
ROCKLAND	14	-	-	-	-	-	14	-	-	
SUFFOLK	12	-	7	-	-	-	-	-	5	
TOMPKINS	3	-	-	-	-	-	3	-	-	
WESTCHESTER	43	-	5	-	-	8	6	11	11	2
<b>OHIO</b>										
DARKE	1	-	-	1	-	-	-	-	-	-
PUTNAM	1	-	-	-	-	-	1	-	-	-
<b>OKLAHOMA</b>										
OKLAHOMA	2	-	-	-	-	-	2	-	-	-
<b>OREGON</b>										
DESCHUTES	1	-	-	1	-	-	-	-	-	-
MULTNOMAH	1	-	-	1	-	-	-	-	-	-
<b>PENNSYLVANIA</b>										
BERKS	1	-	-	-	-	-	1	-	-	-
CHESTER	2	-	-	1	-	-	-	-	1	-
DAUPHIN	2	-	-	2	-	-	-	-	-	-
LEHIGH	3	-	-	3	-	-	-	-	-	-
MONTGOMERY	3	-	-	-	-	-	2	1	-	-
PHILADELPHIA	7	-	-	-	-	-	7	-	-	-
STATE ATTORNEY GENERAL	36	-	-	-	-	-	36	-	-	-
<b>TEXAS</b>										
LUBBOCK	1	-	-	-	-	-	1	-	-	-
<b>UTAH</b>										
SALT LAKE	4	-	-	-	-	-	-	4	-	-
<b>VIRGINIA</b>										
STATE ATTORNEY GENERAL	4	-	-	4	-	-	-	-	-	-
<b>WASHINGTON</b>										
STEVENS	1	-	-	-	-	-	1	-	-	-
<b>WISCONSIN</b>										
MILWAUKEE	3	-	-	-	-	-	3	-	-	-
RACINE	1	-	-	1	-	-	-	-	-	-

Note: This table shows the most serious offense for each court-authorized interception.

**Table 4**  
**Summary of Interceptions of Wire, Oral, or Electronic Communications**  
**January 1 Through December 31, 2001\***

Reporting Jurisdiction	Number Authorized	Orders for Which Intercepts Installed	Average Number per Order When Installed**		
			Persons Intercepted	Intercepts	Incriminating Intercepts
<b>TOTAL</b>	<b>1,491</b>	<b>1,405</b>	<b>86</b>	<b>1,565</b>	<b>333</b>
<b>FEDERAL</b>	<b>486</b>	<b>481</b>	<b>112</b>	<b>2,367</b>	<b>431</b>
<b>ARIZONA</b>					
MARICOPA	2	2	65	3,055	647
STATE ATTORNEY GENERAL	8	8	144	5,854	455
<b>CALIFORNIA</b>					
LOS ANGELES	103	103	134	1,039	202
MONTEREY	3	2	7	36	8
RIVERSIDE	5	5	114	2,081	163
SACRAMENTO	1	1	3	2	-
SAN BERNARDINO	1	1	20	8,954	894
SAN DIEGO	2	2	30	399	81
SAN LUIS OBISPO	1	1	66	1,599	216
SANTA BARBARA	2	2	3	209	48
SANTA CLARA	4	3	46	954	208
SHASTA	2	2	23	426	9
TEHAMA	3	3	25	680	26
VENTURA	3	3	99	1,839	195
<b>COLORADO</b>					
1ST JUDICIAL DISTRICT (JEFFERSON)	1	1	100	3,600	800
21ST JUDICIAL DISTRICT (MESA)	1	1	155	653	NR
<b>CONNECTICUT</b>					
HARTFORD	4	2	19	428	385
LITCHFIELD	3	3	58	1,640	372
NEW BRITAIN	2	2	39	525	471
<b>FLORIDA</b>					
4TH JUDICIAL CIRCUIT (DUVAL)	5	4	37	971	36
5TH JUDICIAL CIRCUIT (LAKE/MARION)	3	3	86	454	17
8TH JUDICIAL CIRCUIT (ALACHUA)	1	1	40	1,653	250
9TH JUDICIAL CIRCUIT (ORANGE/OSCEOLA)	11	11	55	1,395	120
11TH JUDICIAL CIRCUIT (DADE)	4	4	239	2,641	243
17TH JUDICIAL CIRCUIT (BROWARD)	2	2	26	659	202
18TH JUDICIAL CIRCUIT (BREVARD/SEMINOLE)	7	7	369	2,093	134
19TH JUDICIAL CIRCUIT (SAINT LUCIE)	18	18	78	586	106
<b>GEORGIA</b>					
BIBB	6	6	18	929	508
STATE ATTORNEY GENERAL	1	1	272	2,581	295
<b>ILLINOIS</b>					
COOK	1	1	NR	NR	NR

**Table 4**  
**Summary of Interceptions of Wire, Oral, or Electronic Communications**  
**January 1 Through December 31, 2001 (Continued)\***

Reporting Jurisdiction	Number Authorized	Orders for Which Intercepts Installed	Average Number per Order When Installed**		
			Persons Intercepted	Intercepts	Incriminating Intercepts
<b>ILLINOIS (Continued)</b>					
DE WITT	3	2	1	4	4
EDGAR	6	3	2	1	1
FAYETTE	4	3	1	1	-
HAMILTON	1	1	3	2	-
HENRY	35	32	1	1	1
LEE	16	14	3	2	2
WASHINGTON	36	24	3	1	1
WHITE	5	5	2	2	1
WILL	21	15	1	2	2
<b>MARYLAND</b>					
BALTIMORE	24	24	335	1,118	368
BALTIMORE CITY	23	23	46	540	84
HOWARD	2	2	24	735	81
<b>MASSACHUSETTS</b>					
BARNSTABLE	1	1	NR	NR	NR
HAMPDEN	1	1	44	710	178
STATE ATTORNEY GENERAL	9	9	48	983	209
<b>MINNESOTA</b>					
HENNEPIN	1	1	50	2,174	279
<b>MISSISSIPPI</b>					
15TH CIRCUIT COURT DISTRICT	3	3	131	1,272	47
22ND CIRCUIT COURT DISTRICT	2	2	125	10,060	396
HARRISON	1	1	121	2,783	371
<b>NEBRASKA</b>					
DOUGLAS	1	1	32	9,045	108
LINCOLN	1	1	350	5,403	589
<b>NEW HAMPSHIRE</b>					
STATE ATTORNEY GENERAL	1	1	NR	4,419	876
<b>NEW JERSEY</b>					
BERGEN	2	2	13	215	35
BURLINGTON	2	2	12	17	1
CAMDEN	5	5	21	793	85
CAPE MAY	1	1	103	323	145
CUMBERLAND	8	7	245	524	28
GLOUCESTER	5	4	58	774	363
HUDSON	12	NP	NP	NP	NP
HUNTERDON	3	3	33	172	84
MERCER	1	NP	NP	NP	NP
MIDDLESEX	3	2	17	320	102
MORRIS	1	1	68	1,199	345
PASSAIC	11	11	22	1,538	352
SOMERSET	5	5	32	836	12
STATE ATTORNEY GENERAL	26	13	55	995	261
UNION	14	14	16	769	397

**Table 4**  
**Summary of Interceptions of Wire, Oral, or Electronic Communications**  
**January 1 Through December 31, 2001 (Continued)\***

Reporting Jurisdiction	Number Authorized	Orders for Which Intercepts Installed	Average Number per Order When Installed**		
			Persons Intercepted	Intercepts	Incriminating Intercepts
<b>NEW YORK</b>					
DUTCHESS	1	1	12	7,178	580
KINGS	45	45	58	1,669	700
MONROE	20	20	38	1,056	831
NASSAU	6	5	94	1,850	794
NEW YORK	9	9	76	4,755	1,740
NY ORGANIZED CRIME TASK FORCE	28	28	89	3,337	169
NYC SPECIAL NARCOTICS BUREAU	117	109	37	703	168
ONEIDA	3	3	32	1,930	1,655
ONONDAGA	5	5	116	2,093	1,020
QUEENS	118	117	59	1,088	358
RENSSELAER	1	1	2	2,854	1,988
ROCKLAND	14	13	43	783	70
SUFFOLK	12	10	15	1,370	1,104
TOMPKINS	3	3	9	494	53
WESTCHESTER	43	42	25	1,107	420
<b>OHIO</b>					
DARKE	1	1	-	-	-
PUTNAM	1	1	228	3,905	426
<b>OKLAHOMA</b>					
OKLAHOMA	2	2	447	5,258	1,515
<b>OREGON</b>					
DESCHUTES	1	1	20	51	-
MULTNOMAH	1	1	63	454	3
<b>PENNSYLVANIA</b>					
BERKS	1	1	-	-	-
CHESTER	2	2	2	2	2
DAUPHIN	2	NP	NP	NP	NP
LEHIGH	3	3	59	878	97
MONTGOMERY	3	3	29	538	108
PHILADELPHIA	7	7	385	2,058	230
STATE ATTORNEY GENERAL	36	36	65	863	193
<b>TEXAS</b>					
LUBBOCK	1	1	589	14,532	1,176
<b>UTAH</b>					
SALT LAKE	4	3	40	784	262
<b>VIRGINIA</b>					
STATE ATTORNEY GENERAL	4	3	8	524	18
<b>WASHINGTON</b>					
STEVENS	1	1	2	1	1
<b>WISCONSIN</b>					
MILWAUKEE	3	2	15	731	25
RACINE	1	1	7	NR	NR

\* NR = Not reported or could not be determined. NP = No prosecutor's report.

\*\* Excludes those reports in which the number of persons intercepted, the number of intercepts, or the number of incriminating intercepts was not reported or could not be determined.

**Table 5**  
**Average Cost per Order**  
**January 1 Through December 31, 2001\***

Reporting Jurisdiction	Authorized Orders for Which Intercepts Installed	Intercept Orders for Which Cost Reported**	Average Cost per Order in \$
<b>TOTAL</b>	<b>1,405</b>	<b>1,327</b>	<b>48,198</b>
<b>FEDERAL</b>	<b>481</b>	<b>476</b>	<b>74,207</b>
<b>ARIZONA</b>			
MARICOPA	2	2	461,797
STATE ATTORNEY GENERAL	8	8	103,845
<b>CALIFORNIA</b>			
LOS ANGELES	103	100	47,730
MONTEREY	2	2	4,050
RIVERSIDE	5	5	115,311
SACRAMENTO	1	1	6,172
SAN BERNARDINO	1	1	61,616
SAN DIEGO	2	2	27,623
SAN LUIS OBISPO	1	1	189,040
SANTA BARBARA	2	-	-
SANTA CLARA	3	3	39,088
SHASTA	2	2	22,500
TEHAMA	3	3	50,000
VENTURA	3	3	92,010
<b>COLORADO</b>			
1ST JUDICIAL DISTRICT (JEFFERSON)	1	-	-
21ST JUDICIAL DISTRICT (MESA)	1	1	20,700
<b>CONNECTICUT</b>			
HARTFORD	2	2	4,305
LITCHFIELD	3	3	41,417
NEW BRITAIN	2	2	61,034
<b>FLORIDA</b>			
4TH JUDICIAL CIRCUIT (DUVAL)	4	4	32,750
5TH JUDICIAL CIRCUIT (LAKE/MARION)	3	3	60,333
8TH JUDICIAL CIRCUIT (ALACHUA)	1	1	27,863
9TH JUDICIAL CIRCUIT (ORANGE/OSCEOLA)	11	11	34,947
11TH JUDICIAL CIRCUIT (DADE)	4	4	70,874
17TH JUDICIAL CIRCUIT (BROWARD)	2	-	-
18TH JUDICIAL CIRCUIT (BREVARD/SEMINOLE)	7	7	23,934
19TH JUDICIAL CIRCUIT (SAINT LUCIE)	18	11	15,073
<b>GEORGIA</b>			
BIBB	6	-	-
STATE ATTORNEY GENERAL	1	1	28,154

**Table 5**  
**Average Cost per Order**  
**January 1 Through December 31, 2001 (Continued)\***

Reporting Jurisdiction	Authorized Orders for Which Intercepts Installed	Intercept Orders for Which Cost Reported**	Average Cost per Order in \$
<b>ILLINOIS</b>			
COOK	1	-	-
DE WITT	2	-	-
EDGAR	3	3	103
FAYETTE	3	3	468
HAMILTON	1	-	-
HENRY	32	32	661
LEE	14	14	653
WASHINGTON	24	24	268
WHITE	5	-	-
WILL	15	15	2,600
<b>MARYLAND</b>			
BALTIMORE	24	24	13,776
BALTIMORE CITY	23	23	42,268
HOWARD	2	2	49,463
<b>MASSACHUSETTS</b>			
BARNSTABLE	1	1	62,000
HAMPDEN	1	1	83,000
STATE ATTORNEY GENERAL	9	9	33,225
<b>MINNESOTA</b>			
HENNEPIN	1	1	20,816
<b>MISSISSIPPI</b>			
15TH CIRCUIT COURT DISTRICT	3	3	19,525
22ND CIRCUIT COURT DISTRICT	2	2	49,170
HARRISON	1	1	21,560
<b>NEBRASKA</b>			
DOUGLAS	1	1	88,049
LINCOLN	1	1	205,000
<b>NEW HAMPSHIRE</b>			
STATE ATTORNEY GENERAL	1	1	78,030
<b>NEW JERSEY</b>			
BERGEN	2	2	46,229
BURLINGTON	2	-	-
CAMDEN	5	5	38,112
CAPE MAY	1	1	34,069
CUMBERLAND	7	7	114,286
GLOUCESTER	4	4	14,300
HUDSON	NP	NP	NP
HUNTERDON	3	3	25,750
MERCER	NP	NP	NP
MIDDLESEX	2	2	8,185
MORRIS	1	1	133,627
PASSAIC	11	11	99,436
SOMERSET	5	5	9,934
STATE ATTORNEY GENERAL	13	12	33,296
UNION	14	14	64,009

**Table 5**  
**Average Cost per Order**  
**January 1 Through December 31, 2001 (Continued)\***

Reporting Jurisdiction	Authorized Orders for Which Intercepts Installed	Intercept Orders for Which Cost Reported**	Average Cost per Order in \$
<b>NEW YORK</b>			
DUTCHESS	1	1	283,700
KINGS	45	44	23,773
MONROE	20	-	-
NASSAU	5	4	45,383
NEW YORK	9	9	28,894
NY ORGANIZED CRIME TASK FORCE	28	28	80,881
NYC SPECIAL NARCOTICS BUREAU	109	98	12,911
ONEIDA	3	3	20,637
ONONDAGA	5	5	35,648
QUEENS	117	111	9,575
RENSSELAER	1	1	91,500
ROCKLAND	13	13	21,880
SUFFOLK	10	10	14,927
TOMPKINS	3	3	16,608
WESTCHESTER	42	42	38,702
<b>OHIO</b>			
DARKE	1	1	10,331
PUTNAM	1	1	59,000
<b>OKLAHOMA</b>			
OKLAHOMA	2	2	250,000
<b>OREGON</b>			
DESCHUTES	1	1	3,560
MULTNOMAH	1	1	23,450
<b>PENNSYLVANIA</b>			
BERKS	1	1	1,140
CHESTER	2	2	1,357
DAUPHIN	NP	NP	NP
LEHIGH	3	3	38,437
MONTGOMERY	3	3	41,795
PHILADELPHIA	7	7	24,550
STATE ATTORNEY GENERAL	36	36	57,703
<b>TEXAS</b>			
LUBBOCK	1	1	329,269
<b>UTAH</b>			
SALT LAKE	3	3	40,167
<b>VIRGINIA</b>			
STATE ATTORNEY GENERAL	3	3	44,460
<b>WASHINGTON</b>			
STEVENS	1	1	125



**Table 5**  
**Average Cost per Order**  
**January 1 Through December 31, 2001 (Continued)\***

Reporting Jurisdiction	Authorized Orders for Which Intercepts Installed	Intercept Orders for Which Cost Reported**	Average Cost per Order in \$
<b>WISCONSIN</b>			
MILWAUKEE	2	2	83,500
RACINE	1	-	-

\* NR = Not reported or no response or not available. NP = No prosecutor's report.

\*\* Includes costs for orders for which intercepts were installed but not used.

**Table 6**  
**Types of Surveillance Used, Arrests, and Convictions for Intercepts Installed**  
**January 1 Through December 31, 2001\***

Reporting Jurisdiction	Orders for Which Intercepts Installed	Wire (Incl. Any Type Telephone: Standard, Cell, Mobile)	Oral (Incl. Microphone, Eavesdrop)	Electronic (Incl. Digital Pager, Fax, Computer)	Combination**	Number of Persons	
						Arrested	Convicted***
<b>TOTAL</b>	<b>1,405</b>	<b>1,171</b>	<b>88</b>	<b>84</b>	<b>62</b>	<b>3,683</b>	<b>732</b>
<b>FEDERAL</b>	<b>481</b>	<b>423</b>	<b>16</b>	<b>25</b>	<b>17</b>	<b>1,968</b>	<b>294</b>
<b>ARIZONA</b>							
MARICOPA	2	2	-	-	-	21	4
STATE ATTORNEY GENERAL	8	5	-	-	3	4	4
<b>CALIFORNIA</b>							
LOS ANGELES	103	99	-	3	1	149	6
MONTEREY	2	1	-	-	1	6	3
RIVERSIDE	5	5	-	-	-	53	-
SACRAMENTO	1	1	-	-	-	1	-
SAN BERNARDINO	1	1	-	-	-	11	-
SAN DIEGO	2	2	-	-	-	-	-
SAN LUIS OBISPO	1	1	-	-	-	2	2
SANTA BARBARA	2	2	-	-	-	1	1
SANTA CLARA	3	3	-	-	-	17	2
SHASTA	2	2	-	-	-	3	1
TEHAMA	3	3	-	-	-	-	-
VENTURA	3	-	-	-	3	8	4
<b>COLORADO</b>							
1ST JUDICIAL DISTRICT (JEFFERSON)	1	1	-	-	-	34	26
21ST JUDICIAL DISTRICT (MESA)	1	-	-	1	-	3	-
<b>CONNECTICUT</b>							
HARTFORD	2	2	-	-	-	-	-
LITCHFIELD	3	3	-	-	-	6	-
NEW BRITAIN	2	2	-	-	-	-	-
<b>FLORIDA</b>							
4TH JUDICIAL CIRCUIT (DUVAL)	4	3	-	1	-	8	7
5TH JUDICIAL CIRCUIT (LAKE/MARION)	3	3	-	-	-	6	-
8TH JUDICIAL CIRCUIT (ALACHUA)	1	1	-	-	-	1	-
9TH JUDICIAL CIRCUIT (ORANGE/OSCEOLA)	11	11	-	-	-	43	-
11TH JUDICIAL CIRCUIT (DADE)	4	4	-	-	-	7	2
17TH JUDICIAL CIRCUIT (BROWARD)	2	2	-	-	-	-	-
18TH JUDICIAL CIRCUIT (BREVARD/SEMINOLE)	7	6	1	-	-	29	7
19TH JUDICIAL CIRCUIT (SAINT LUCIE)	18	18	-	-	-	45	7

**Table 6**  
**Types of Surveillance Used, Arrests, and Convictions for Intercepts Installed**  
**January 1 Through December 31, 2001 (Continued)\***

Reporting Jurisdiction	Orders for Which Intercepts Installed	Wire (Incl. Any Type Telephone: Standard, Cell, Mobile)	Oral (Incl. Microphone, Eavesdrop)	Electronic (Incl. Digital Pager, Fax, Computer)	Combination**	Number of Persons	
						Arrested	Convicted***
<b>GEORGIA</b>							
BIBB	6	6	-	-	-	-	-
STATE ATTORNEY GENERAL	1	1	-	-	-	-	-
<b>ILLINOIS</b>							
COOK	1	1	-	-	-	-	-
DE WITT	2	-	2	-	-	2	1
EDGAR	3	-	3	-	-	2	-
FAYETTE	3	-	3	-	-	1	-
HAMILTON	1	-	1	-	-	-	-
HENRY	32	8	23	1	-	10	-
LEE	14	3	3	1	7	22	21
WASHINGTON	24	2	22	-	-	11	9
WHITE	5	5	-	-	-	2	-
WILL	15	-	-	-	15	7	-
<b>MARYLAND</b>							
BALTIMORE	24	24	-	-	-	28	2
BALTIMORE CITY	23	16	-	4	3	37	10
HOWARD	2	1	-	1	-	-	-
<b>MASSACHUSETTS</b>							
BARNSTABLE	1	-	1	-	-	-	-
HAMPDEN	1	1	-	-	-	-	-
STATE ATTORNEY GENERAL	9	9	-	-	-	13	1
<b>MINNESOTA</b>							
HENNEPIN	1	1	-	-	-	3	-
<b>MISSISSIPPI</b>							
15TH CIRCUIT COURT DISTRICT	3	3	-	-	-	-	-
22ND CIRCUIT COURT DISTRICT	2	1	-	-	1	-	-
HARRISON	1	1	-	-	-	-	-
<b>NEBRASKA</b>							
DOUGLAS	1	1	-	-	-	3	-
LINCOLN	1	1	-	-	-	-	-
<b>NEW HAMPSHIRE</b>							
STATE ATTORNEY GENERAL	1	1	-	-	-	14	-
<b>NEW JERSEY</b>							
BERGEN	2	2	-	-	-	4	-
BURLINGTON	2	2	-	-	-	1	-
CAMDEN	5	5	-	-	-	16	-
CAPE MAY	1	1	-	-	-	11	-
CUMBERLAND	7	7	-	-	-	30	-
GLOUCESTER	4	4	-	-	-	57	-
HUDSON	NP	-	-	-	-	-	-
HUNTERDON	3	3	-	-	-	-	-
MERCER	NP	-	-	-	-	-	-

**Table 6**  
**Types of Surveillance Used, Arrests, and Convictions for Intercepts Installed**  
**January 1 Through December 31, 2001 (Continued)\***

Reporting Jurisdiction	Orders for Which Intercepts Installed	Wire (Incl. Any Type Telephone: Standard, Cell, Mobile)	Oral (Incl. Microphone, Eavesdrop)	Electronic (Incl. Digital Pager, Fax, Computer)	Combination**	Number of Persons	
						Arrested	Convicted***
<b>NEW JERSEY (Continued)</b>							
MIDDLESEX	2	2	-	-	-	14	-
MORRIS	1	1	-	-	-	31	-
PASSAIC	11	10	1	-	-	22	2
SOMERSET	5	4	-	1	-	5	-
STATE ATTORNEY GENERAL	13	10	-	3	-	74	-
UNION	14	13	-	1	-	48	6
<b>NEW YORK</b>							
DUTCHESS	1	1	-	-	-	9	-
KINGS	45	44	1	-	-	55	24
MONROE	20	19	1	-	-	5	1
NASSAU	5	3	-	1	1	63	36
NEW YORK	9	8	-	-	1	14	9
NY ORGANIZED CRIME TASK FORCE	28	21	1	1	5	48	21
NYC SPECIAL NARCOTICS BUREAU	109	86	1	22	-	82	42
ONEIDA	3	3	-	-	-	12	12
ONONDAGA	5	4	-	-	1	16	12
QUEENS	117	101	4	11	1	205	34
RENSSELAER	1	1	-	-	-	2	2
ROCKLAND	13	12	-	1	-	17	14
SUFFOLK	10	7	1	2	-	15	4
TOMPKINS	3	3	-	-	-	-	-
WESTCHESTER	42	38	1	2	1	28	13
<b>OHIO</b>							
DARKE	1	-	1	-	-	-	-
PUTNAM	1	1	-	-	-	17	-
<b>OKLAHOMA</b>							
OKLAHOMA	2	1	-	1	-	53	-
<b>OREGON</b>							
DESCHUTES	1	1	-	-	-	-	-
MULTNOMAH	1	-	-	-	1	1	-
<b>PENNSYLVANIA</b>							
BERKS	1	1	-	-	-	-	-
CHESTER	2	1	1	-	-	1	-
DAUPHIN	NP	-	-	-	-	-	-
LEHIGH	3	3	-	-	-	43	39
MONTGOMERY	3	3	-	-	-	-	-
PHILADELPHIA	7	7	-	-	-	3	-
STATE ATTORNEY GENERAL	36	35	-	1	-	43	3
<b>TEXAS</b>							
LUBBOCK	1	1	-	-	-	36	35
<b>UTAH</b>							
SALT LAKE	3	3	-	-	-	5	-

**Table 6**  
**Types of Surveillance Used, Arrests, and Convictions for Intercepts Installed**  
**January 1 Through December 31, 2001 (Continued)\***

Reporting Jurisdiction	Orders for Which Intercepts Installed	Wire (Incl. Any Type Telephone: Standard, Cell, Mobile)	Oral (Incl. Microphone, Eavesdrop)	Electronic (Incl. Digital Pager, Fax, Computer)	Combination**	Number of Persons		
						Arrested	Convicted***	
<b>VIRGINIA</b>								
STATE ATTORNEY GENERAL	3	3	-	-	-	-	-	
<b>WASHINGTON</b>								
STEVENS	1	1	-	-	-	1	1	
<b>WISCONSIN</b>								
MILWAUKEE	2	2	-	-	-	15	8	
RACINE	1	1	-	-	-	-	-	

\* NR = Not reported. NP = No prosecutor's report.

\*\* Combination refers to the number of installed intercepts for which more than one type of surveillance was used.

\*\*\* Convictions resulting from interceptions often do not occur within the same year in which an intercept was first reported. See Tables 8 and 9.

**Table 7**  
**Authorized Intercepts Granted Pursuant to**  
**18 U.S.C. 2519 as Reported in Wiretap Reports**  
**for Calendar Years 1991 - 2001**

Wiretap Report Date	1991	1992	1993	1994	1995	1996	1997	1998	1999	2000	2001
<b>Intercept applications requested</b>	<b>856</b>	<b>919</b>	<b>976</b>	<b>1,154</b>	<b>1,058</b>	<b>1,150</b>	<b>1,186</b>	<b>1,331</b>	<b>1,350</b>	<b>1,190</b>	<b>1,491</b>
<b>Intercept applications authorized</b>	<b>856</b>	<b>919</b>	<b>976</b>	<b>1,154</b>	<b>1,058</b>	<b>1,149</b>	<b>1,186</b>	<b>1,329</b>	<b>1,350</b>	<b>1,190</b>	<b>1,491</b>
Federal	356	340	450	554	532	581	569	566	601	479	486
State	500	579	526	600	526	568	617	763	749	711	1,005
Avg. days of original authorization	28	28	28	29	29	28	28	28	27	28	27
Number of extensions	601	646	825	861	834	887	1,028	1,164	1,367	926	1,008
Average length of extensions (days)	29	30	29	29	29	28	28	27	29	28	29
Location of authorized intercepts*											
Personal Residence	439	441	410	451	428	434	382	436	341	244	206
Business	144	119	124	118	101	101	78	87	59	56	60
Portable device	-	-	-	-	-	-	-	-	-	719	1,007
Multiple locations	89	70	92	97	115	149	197	222	287	109	117
Not indicated or other*	184	289	350	488	414	465	529	584	663	62	101
Major offense specified											
Arson, explosives, and weapons	-	-	-	-	4	-	3	3	8	5	5
Bribery	16	8	1	6	4	10	13	9	42	21	1
Extortion (includes usury and loansharking)	2	7	9	8	18	9	24	12	11	10	28
Gambling	98	66	96	86	95	114	98	93	60	49	82
Homicide and assault	21	35	28	19	30	41	31	55	62	72	52
Larceny and theft	17	16	13	18	12	7	22	19	9	15	47
Narcotics	536	634	679	876	732	821	870	955	978	894	1,167
Robbery and burglary	2	-	-	6	5	4	5	4	4	4	8
Racketeering	114	90	101	88	98	105	93	153	139	76	70
Other or unspecified	50	63	48	47	60	38	27	28	37	44	31
<b>Intercept applications installed**</b>	<b>802</b>	<b>846</b>	<b>938</b>	<b>1,100</b>	<b>1,024</b>	<b>1,035</b>	<b>1,094</b>	<b>1,245</b>	<b>1,277</b>	<b>1,139</b>	<b>1,405</b>
Federal	349	332	444	549	527	574	563	562	595	472	481
State	453	514	494	551	497	461	531	683	682	667	924
For intercepts installed											
Total days in operation	30,002	32,430	39,819	44,500	43,179	43,635	48,871	53,411	63,243	47,729	53,574
Avg. number of persons intercepted***	121	117	100	84	140	192	197	190	195	196	86
Average number of intercepted communications***	1,584	1,861	1,801	2,139	2,028	1,969	2,081	1,858	1,921	1,769	1,565
Average number on incriminating intercepted communications***	290	347	364	373	459	422	418	350	390	402	333
Authorizations for which costs reported	775	829	912	1,042	983	1,007	1,029	1,184	1,232	1,080	1,327
Average cost of intercepts for which costs reported (in dollars)	45,033	46,492	57,256	49,478	56,454	61,436	61,176	57,669	57,511	54,829	48,198
Intercept applications authorized but reported after publication****	85	47	206	46	81	48	90	118	195	161	-
Total authorized by year (reported through Dec 2001)	941	966	1,182	1,200	1,139	1,197	1,276	1,447	1,545	1,351	1,491

\* Starting in 2000, location categories were revised to improve reporting and reduce the number of instances "other" location was reported.

\*\* Installed intercepts include only those intercepts for which reports were received from prosecuting officials.

\*\*\* As of 1998, the average excludes those reports in which the number of persons intercepted, the number of intercepts, or the number of incriminating intercepts was not reported or could not be determined.

\*\*\*\* Some wiretaps terminated in a given year are not reported until a subsequent year because they are part of ongoing investigations.

**Table 8**  
**Summary of Supplementary Reports for Intercepts**  
**Terminated in Calendar Years 1999 Through 2000**  
**(Report as of December 31, 2001)**

Report Year and Jurisdiction	Total Additional Activity During Calendar Year 2001							Number of Persons Convicted
	Number of Reports	Costs in \$	Number of Persons Arrested	Number of Trials	Motions to Suppress Intercepts*			
					G	D	P	
<b>TOTAL ALL YEARS</b>	<b>852</b>	<b>10,571,236</b>	<b>2,670</b>	<b>126</b>	<b>6</b>	<b>75</b>	<b>46</b>	<b>2,112</b>
<b>TOTAL 1991</b>	<b>4</b>	<b>-</b>	<b>1</b>	<b>-</b>	<b>-</b>	<b>-</b>	<b>-</b>	<b>1</b>
<b>FEDERAL</b>	<b>3</b>	<b>-</b>	<b>-</b>	<b>-</b>	<b>-</b>	<b>-</b>	<b>-</b>	<b>1</b>
<b>ARIZONA MARICOPA</b>	<b>1</b>	<b>-</b>	<b>1</b>	<b>-</b>	<b>-</b>	<b>-</b>	<b>-</b>	<b>-</b>
<b>TOTAL 1993</b>	<b>1</b>	<b>-</b>	<b>1</b>	<b>-</b>	<b>-</b>	<b>-</b>	<b>-</b>	<b>-</b>
<b>ARIZONA MARICOPA</b>	<b>1</b>	<b>-</b>	<b>1</b>	<b>-</b>	<b>-</b>	<b>-</b>	<b>-</b>	<b>-</b>
<b>TOTAL 1994</b>	<b>4</b>	<b>-</b>	<b>1</b>	<b>-</b>	<b>-</b>	<b>-</b>	<b>-</b>	<b>5</b>
<b>FEDERAL</b>	<b>3</b>	<b>-</b>	<b>1</b>	<b>-</b>	<b>-</b>	<b>-</b>	<b>-</b>	<b>2</b>
<b>NEW YORK NEW YORK</b>	<b>1</b>	<b>-</b>	<b>-</b>	<b>-</b>	<b>-</b>	<b>-</b>	<b>-</b>	<b>3</b>
<b>TOTAL 1995</b>	<b>16</b>	<b>-</b>	<b>14</b>	<b>1</b>	<b>-</b>	<b>1</b>	<b>-</b>	<b>26</b>
<b>FEDERAL</b>	<b>13</b>	<b>-</b>	<b>11</b>	<b>-</b>	<b>-</b>	<b>-</b>	<b>-</b>	<b>13</b>
<b>ARIZONA MARICOPA</b>	<b>1</b>	<b>-</b>	<b>2</b>	<b>-</b>	<b>-</b>	<b>-</b>	<b>-</b>	<b>2</b>
<b>NEVADA CLARK</b>	<b>1</b>	<b>-</b>	<b>1</b>	<b>1</b>	<b>-</b>	<b>1</b>	<b>-</b>	<b>1</b>
<b>NEW JERSEY STATE ATTORNEY GENERAL</b>	<b>1</b>	<b>-</b>	<b>-</b>	<b>-</b>	<b>-</b>	<b>-</b>	<b>-</b>	<b>10</b>
<b>TOTAL 1996</b>	<b>28</b>	<b>2,578</b>	<b>37</b>	<b>3</b>	<b>-</b>	<b>13</b>	<b>-</b>	<b>59</b>
<b>FEDERAL</b>	<b>23</b>	<b>-</b>	<b>36</b>	<b>2</b>	<b>-</b>	<b>13</b>	<b>-</b>	<b>50</b>
<b>ARIZONA MARICOPA</b>	<b>1</b>	<b>2,578</b>	<b>1</b>	<b>-</b>	<b>-</b>	<b>-</b>	<b>-</b>	<b>-</b>
<b>FLORIDA 18TH JUDICIAL CIRCUIT (BREVARD/SEMINOLE)</b>	<b>1</b>	<b>-</b>	<b>-</b>	<b>-</b>	<b>-</b>	<b>-</b>	<b>-</b>	<b>1</b>
<b>NEVADA CLARK</b>	<b>1</b>	<b>-</b>	<b>-</b>	<b>1</b>	<b>-</b>	<b>-</b>	<b>-</b>	<b>1</b>

**Table 8**  
**Summary of Supplementary Reports for Intercepts**  
**Terminated in Calendar Years 1999 Through 2000**  
**(Report as of December 31, 2001) (Continued)**

Report Year and Jurisdiction	Total Additional Activity During Calendar Year 2001							Number of Persons Convicted
	Number of Reports	Costs in \$	Number of Persons Arrested	Number of Trials	Motions to Suppress Intercepts*			
					G	D	P	
<b>1996 (Continued)</b>								
<b>NEW JERSEY</b>								
STATE ATTORNEY GENERAL	2	-	-	-	-	-	-	7
<b>TOTAL 1997</b>	<b>52</b>	<b>-</b>	<b>110</b>	<b>4</b>	<b>3</b>	<b>5</b>	<b>-</b>	<b>87</b>
<b>FEDERAL</b>	<b>28</b>	<b>-</b>	<b>88</b>	<b>2</b>	<b>3</b>	<b>5</b>	<b>-</b>	<b>45</b>
<b>FLORIDA</b>								
2ND JUDICIAL CIRCUIT (LEON)	8	-	18	-	-	-	-	6
11TH JUDICIAL CIRCUIT (DADE)	1	-	-	-	-	-	-	5
<b>HAWAII</b>								
HONOLULU	1	-	-	-	-	-	-	1
<b>NEVADA</b>								
CLARK	1	-	3	1	-	-	-	1
<b>NEW JERSEY</b>								
BERGEN	1	-	-	-	-	-	-	2
BURLINGTON	1	-	1	-	-	-	-	1
CAMDEN	1	-	-	-	-	-	-	1
ESSEX	1	-	-	-	-	-	-	2
STATE ATTORNEY GENERAL	1	-	-	-	-	-	-	20
<b>NEW YORK</b>								
NEW YORK	2	-	-	1	-	-	-	2
SUFFOLK	6	-	-	-	-	-	-	1
<b>TOTAL 1998</b>	<b>100</b>	<b>174,748</b>	<b>337</b>	<b>22</b>	<b>1</b>	<b>3</b>	<b>-</b>	<b>271</b>
<b>FEDERAL</b>	<b>51</b>	<b>-</b>	<b>279</b>	<b>4</b>	<b>-</b>	<b>2</b>	<b>-</b>	<b>209</b>
<b>ARIZONA</b>								
MARICOPA	1	-	-	-	-	-	-	3
<b>FLORIDA</b>								
2ND JUDICIAL CIRCUIT (LEON)	4	-	14	-	-	-	-	13
9TH JUDICIAL CIRCUIT (ORANGE/OSCEOLA)	1	-	-	1	-	-	-	6
18TH JUDICIAL CIRCUIT (BREVARD/SEMINOLE)	2	-	-	-	-	-	-	1
<b>NEVADA</b>								
CLARK	3	-	1	2	1	-	-	3



**Table 8**  
**Summary of Supplementary Reports for Intercepts**  
**Terminated in Calendar Years 1999 Through 2000**  
**(Report as of December 31, 2001) (Continued)**

Report Year and Jurisdiction	Total Additional Activity During Calendar Year 2001							Number of Persons Convicted
	Number of Reports	Costs in \$	Number of Persons Arrested	Number of Trials	Motions to Suppress Intercepts*			
					G	D	P	
<b>1998 (Continued)</b>								
<b>NEW JERSEY</b>								
BURLINGTON	3	-	15	-	-	-	-	7
STATE ATTORNEY GENERAL	6	174,748	-	-	-	-	-	-
<b>NEW YORK</b>								
NASSAU	1	-	-	-	-	-	-	1
NY ORGANIZED CRIME TASK FORCE	2	-	2	-	-	-	-	3
<b>PENNSYLVANIA</b>								
MONTGOMERY	1	-	-	1	-	-	-	1
STATE ATTORNEY GENERAL	25	-	26	14	-	1	-	24
<b>TOTAL 1999</b>	<b>236</b>	<b>978,537</b>	<b>428</b>	<b>32</b>	<b>1</b>	<b>20</b>	<b>26</b>	<b>515</b>
<b>FEDERAL</b>	<b>111</b>	<b>140,593</b>	<b>295</b>	<b>23</b>	<b>1</b>	<b>4</b>	<b>16</b>	<b>384</b>
<b>ARIZONA</b>								
MARICOPA	2	-	1	1	-	1	-	10
STATE ATTORNEY GENERAL	3	-	7	-	-	1	1	14
<b>COLORADO</b>								
18TH JUDICIAL DISTRICT (ARAPAHOE)	1	-	-	-	-	-	-	9
<b>FLORIDA</b>								
2ND JUDICIAL CIRCUIT (LEON)	2	-	14	-	-	-	-	3
STATE ATTORNEY GENERAL	1	-	10	-	-	-	-	-
<b>GEORGIA</b>								
BIBB	1	-	2	1	-	-	-	4
<b>IDAHO</b>								
CANYON	1	4,000	1	1	-	-	-	1
<b>ILLINOIS</b>								
WASHINGTON	2	-	2	-	-	-	-	2
<b>MASSACHUSETTS</b>								
STATE ATTORNEY GENERAL	2	-	24	-	-	13	-	20
<b>NEVADA</b>								
CLARK	3	-	6	2	-	-	-	6
<b>NEW JERSEY</b>								
HUDSON	2	-	-	-	-	-	-	3
STATE ATTORNEY GENERAL	27	833,944	60	-	-	-	-	8

**Table 8**  
**Summary of Supplementary Reports for Intercepts**  
**Terminated in Calendar Years 1999 Through 2000**  
**(Report as of December 31, 2001) (Continued)**

Report Year and Jurisdiction	Total Additional Activity During Calendar Year 2001							
	Number of Reports	Costs in \$	Number of Persons Arrested	Number of Trials	Motions to Suppress Intercepts*			Number of Persons Convicted
					G	D	P	
<b>1999 (Continued)</b>								
<b>NEW YORK</b>								
NASSAU	3	-	-	-	-	-	-	7
NEW YORK	62	-	-	-	-	-	9	16
NY ORGANIZED CRIME TASK FORCE	2	-	1	-	-	-	-	3
QUEENS	1	-	-	-	-	-	-	1
SARATOGA	1	-	3	-	-	-	-	3
<b>OKLAHOMA</b>								
OKLAHOMA	4	-	-	1	-	1	-	10
<b>PENNSYLVANIA</b>								
PHILADELPHIA	1	-	2	1	-	-	-	9
STATE ATTORNEY GENERAL	3	-	-	-	-	-	-	-
<b>VIRGINIA</b>								
STATE ATTORNEY GENERAL	1	-	-	2	-	-	-	2
<b>TOTAL 2000</b>	<b>411</b>	<b>9,415,373</b>	<b>1,741</b>	<b>64</b>	<b>1</b>	<b>33</b>	<b>20</b>	<b>1,148</b>
<b>FEDERAL</b>	<b>222</b>	<b>6,047,271</b>	<b>1,171</b>	<b>22</b>	<b>1</b>	<b>20</b>	<b>6</b>	<b>690</b>
<b>ARIZONA</b>								
MARICOPA	1	-	-	-	-	-	-	2
STATE ATTORNEY GENERAL	7	-	50	-	-	-	-	60
<b>CALIFORNIA</b>								
LOS ANGELES	29	27,003	92	5	-	-	-	64
ORANGE	11	300,232	55	-	-	-	-	3
SAN BERNARDINO	4	83,769	3	-	-	-	-	-
<b>COLORADO</b>								
4TH JUDICIAL DISTRICT (EL PASO)	1	-	-	1	-	-	-	1
<b>CONNECTICUT</b>								
NEW BRITAIN	1	-	2	-	-	-	-	2
NEW HAVEN	1	-	-	-	-	-	-	5
<b>FLORIDA</b>								
4TH JUDICIAL CIRCUIT (DUVAL)	1	160,000	-	-	-	-	-	-
9TH JUDICIAL CIRCUIT (ORANGE/OSCEOLA)	13	30,714	48	-	-	-	-	3
11TH JUDICIAL CIRCUIT (DADE)	1	-	8	-	-	-	-	4
18TH JUDICIAL CIRCUIT (BREVARD/SEMINOLE)	7	-	-	-	-	-	-	9
19TH JUDICIAL CIRCUIT (SAINT LUCIE)	3	6,683	1	-	-	-	-	-

**Table 8**  
**Summary of Supplementary Reports for Intercepts**  
**Terminated in Calendar Years 1999 Through 2000**  
**(Report as of December 31, 2001) (Continued)**

Report Year and Jurisdiction	Total Additional Activity During Calendar Year 2001							Number of Persons Convicted
	Number of Reports	Costs in \$	Number of Persons Arrested	Number of Trials	Motions to Suppress Intercepts*			
					G	D	P	
<b>2000 (Continued)</b>								
<b>ILLINOIS</b>								
DEKALB	17	3,196	13	1	-	-	1	3
WASHINGTON	3	-	2	-	-	-	-	4
<b>MARYLAND</b>								
QUEEN ANNE'S STATE ATTORNEY GENERAL	5 5	102,000 -	21 69	- -	- -	1 -	- -	5 59
<b>NEBRASKA</b>								
DOUGLAS	4	155,765	55	1	-	2	-	31
<b>NEW HAMPSHIRE</b>								
STATE ATTORNEY GENERAL	1	31,800	4	-	-	-	-	4
<b>NEW JERSEY</b>								
HUDSON	4	55,570	4	-	-	-	-	-
MIDDLESEX	1	-	-	-	-	-	-	2
MORRIS	4	-	-	-	-	-	-	20
SALEM	1	-	-	-	-	-	-	9
STATE ATTORNEY GENERAL	16	607,138	37	-	-	-	-	2
UNION	2	-	-	-	-	-	-	16
<b>NEW YORK</b>								
BRONX	11	1,663,110	-	-	-	-	-	-
NY ORGANIZED CRIME TASK FORCE	4	-	2	2	-	1	-	11
QUEENS	1	-	-	-	-	-	4	4
SUFFOLK	7	-	-	-	-	-	-	8
WESTCHESTER	1	-	-	-	-	7	-	7
<b>OHIO</b>								
DEFIANCE	1	-	2	-	-	2	-	3
<b>OKLAHOMA</b>								
STATE ATTORNEY GENERAL	3	-	32	1	-	-	9	40
<b>PENNSYLVANIA</b>								
BERKS	3	-	-	2	-	-	-	2
LEHIGH	5	-	-	-	-	-	-	17
MONTGOMERY	1	-	-	26	-	-	-	25
STATE ATTORNEY GENERAL	5	-	27	-	-	-	-	15
<b>UTAH</b>								
SALT LAKE	1	-	40	-	-	-	-	15
<b>VIRGINIA</b>								
STATE ATTORNEY GENERAL	3	141,122	3	3	-	-	-	3

NOTE: No supplementary reports were received for intercepts terminated in calendar year 1992.

\* Motions: G = granted, D = denied, P = pending.

**Table 9**  
**Arrests and Convictions Resulting From Intercepts Installed in**  
**Calendar Years 1991 Through 2001**

Year of Intercepts	Year Reported											Total All Years	
	1991	1992	1993	1994	1995	1996	1997	1998	1999	2000	2001	Number	Percent
<b>1991</b>													
Arrests	2,364	801	270	155	111	30	35	4	-	-	1	3,771	100.0
Convictions	605	827	210	169	148	40	64	8	16	-	1	2,088	55.4
<b>1992</b>													
Arrests	-	2,685	983	326	67	40	22	35	20	-	-	4,178	100.0
Convictions	-	607	895	450	164	50	1	45	22	-	-	2,234	53.5
<b>1993</b>													
Arrests	-	-	2,428	981	390	130	109	70	1	-	1	4,110	100.0
Convictions	-	-	413	912	538	233	179	81	2	-	-	2,358	57.4
<b>1994</b>													
Arrests	-	-	-	2,852	1,165	209	79	86	60	1	1	4,453	100.0
Convictions	-	-	-	772	965	403	191	163	39	2	5	2,540	57.0
<b>1995</b>													
Arrests	-	-	-	-	2,577	1,246	448	425	40	19	14	4,769	100.0
Convictions	-	-	-	-	494	1,112	740	502	33	29	26	2,936	61.6
<b>1996</b>													
Arrests	-	-	-	-	-	2,464	1,069	402	194	25	37	4,191	100.0
Convictions	-	-	-	-	-	502	1,110	423	205	62	59	2,361	56.3
<b>1997</b>													
Arrests	-	-	-	-	-	-	3,086	1,406	493	176	110	5,272	100.0
Convictions	-	-	-	-	-	-	542	1,220	464	169	87	2,482	47.1
<b>1998</b>													
Arrests	-	-	-	-	-	-	-	3,450	1,266	441	337	5,494	100.0
Convictions	-	-	-	-	-	-	-	911	1,214	596	271	2,992	54.5
<b>1999</b>													
Arrests	-	-	-	-	-	-	-	-	4,372	1,600	428	6,400	100.0
Convictions	-	-	-	-	-	-	-	-	654	1,323	515	2,492	38.9
<b>2000</b>													
Arrests	-	-	-	-	-	-	-	-	-	3,411	1,741	5,152	100.0
Convictions	-	-	-	-	-	-	-	-	-	736	1,148	1,884	36.6
<b>2001</b>													
Arrests	-	-	-	-	-	-	-	-	-	-	3,683	3,683	100.0
Convictions	-	-	-	-	-	-	-	-	-	-	732	732	19.9

TABLE A-1  
UNITED STATES DISTRICT COURTS

CALENDAR YEAR 2001

REPORT BY JUDGES OF COURT-AUTHORIZED INTERCEPTS OF WIRE, ORAL, OR ELECTRONIC COMMUNICATIONS  
PURSUANT TO 18 U.S.C. 2519

A.O. Number	Authorizing Official		Offense Specified	Intercept		Date of Application	Authorized Length		
	Judge	Attorney General <sup>1</sup>		Type <sup>2</sup>	Location <sup>3</sup>		Original Order (Days)	Number of Extensions	Total Length (Days)
<b>ALABAMA, SOUTHERN</b>									
1	VOLLMER	GRIFFIN	NARCOTICS	ED	D	10/11/2000	30	2	90
2	BUTLER	WARREN	NARCOTICS	ED	D	12/21/2000	30	-	30
3	BUTLER	WARREN	NARCOTICS	EE	N	10/18/2001	30	-	30
4	BUTLER	WARREN	NARCOTICS	EE	N	11/06/2001	30	-	30
<b>ARIZONA</b>									
1	CARROLL	WARREN	GAMBLING	WC	D	11/03/2000	30	1	60
2	SILVER	KEENEY	NARCOTICS	WC	D	12/13/2000	30	2	90
3	ROSENBLATT	KEENEY	NARCOTICS	WS	H	01/17/2001	30	4	150
4	ROSENBLATT	WARREN	NARCOTICS	EE	H	04/27/2001	30	-	30
5	BROWNING	KEENEY	NARCOTICS	WS	H	05/03/2001	30	-	30
6	BROWNING	KEENEY	NARCOTICS	WC	D	05/08/2001	30	1	60
7	ZAPATA	WARREN	NARCOTICS	WC	D	06/07/2001	30	-	30
8	COLLINS	KEENEY	NARCOTICS	WC	D	06/08/2001	30	-	30
9	TEILBORG	WARREN	NARCOTICS	WC	D	09/13/2001	30	-	30
<b>ARKANSAS, EASTERN</b>									
1	WOODS	KEENEY	NARCOTICS	WC	D	07/10/2001	30	-	30
2	REASONER	WARREN	NARCOTICS	WC	D	07/27/2001	30	1	60
<b>CALIFORNIA, CENTRAL</b>									
1	SNYDER	DIGREGORY	NARCOTICS	WC	D	10/19/2000	30	2	90
2	PREGERSON	KEENEY	RACKETEERING	WC	D	11/14/2000	30	2	90
3	COOPER	WARREN	RACKETEERING	WS	H	11/20/2000	30	2	90
4	MATZ	KEENEY	NARCOTICS	WC	D	12/01/2000	30	1	60
5	SNYDER	KEENEY	NARCOTICS	WC	D	12/19/2000	30	1	60
6	BAIRD	KEENEY	NARCOTICS	WS	B	12/28/2000	30	1	60
7	SNYDER	WARREN	NARCOTICS	WC	D	01/12/2001	30	-	30
8	SNYDER	KEENEY	NARCOTICS	WC	D	01/23/2001	30	2	90
9	MATZ	WARREN	NARCOTICS	WC	D	01/25/2001	30	2	90
10	TEVRIZIAN	WARREN	NARCOTICS	WS	H	02/13/2001	30	-	30
11	MATZ	KEENEY	NARCOTICS	WS,WC,ED	H,D	02/16/2001	30	2	90

<sup>1</sup> The attorney general or designee authorized the filing of the reported applications under the provisions of 18 U.S.C. 2516.

<sup>2</sup> Type: WS = Standard Telephone (Wire), WC = Cellular or Mobile Telephone (Wire), WO = Other (Wire), OM = Microphone (Oral), OO = Other (Oral), ED = Digital Pager (Electronic), EE = Computer or E-Mail (Electronic), EF = Fax Machine (Electronic), EO = Other (Electronic).

<sup>3</sup> Location: H = Personal Residence, B = Business, A = Public Area, D = Portable Device, O = Other Location, R = Roving (Relaxed Specification Order), N = Not Specified.

TABLE A-1  
UNITED STATES DISTRICT COURTS

CALENDAR YEAR 2001

REPORT BY PROSECUTORS OF COURT-AUTHORIZED INTERCEPTS OF WIRE, ORAL, OR ELECTRONIC COMMUNICATIONS  
PURSUANT TO 18 U.S.C. 2519

A.O. Number	Number of Days in Operation <sup>4</sup>	Average Intercepts per Day	Number of <sup>5</sup>			Costs		Number of					
			Persons Intercepted	Intercepts	Incriminating Intercepts	Total Cost in \$	Other Than Manpower in \$	Arrests	Trials	Motions to Suppress Intercepts <sup>6</sup>			Persons Convicted
										G	D	P	
<b>ALABAMA, SOUTHERN</b>													
1	90	NR	NR	NR	NR	3,739	2,500	2	2	-	-	-	2
2	NI	-	-	-	-	-	-	-	-	-	-	-	-
3	30	8	85	231	216	8,720	1,400	-	-	-	-	-	-
4	30	4	27	114	108	5,047	1,400	-	-	-	-	-	-
<b>ARIZONA</b>													
1	58	344	620	19,969	7,270	20,565	600	-	-	-	-	-	-
2	90	22	343	2,005	492	154,040	19,127	-	-	-	-	-	-
3	133	21	257	2,780	438	79,356	1,200	7	-	-	-	-	-
4	30	72	590	2,149	20	5,374	400	7	-	-	-	-	-
5	22	24	43	522	60	8,663	800	3	-	-	-	-	-
6	60	106	140	6,387	816	26,681	5,400	-	-	-	-	-	-
7	30	22	66	664	162	40,194	2,700	17	-	-	-	-	-
8	26	178	143	4,624	773	9,982	750	-	-	-	-	-	-
9	30	50	17	1,500	300	110,688	96,288	9	-	-	-	-	-
<b>ARKANSAS, EASTERN</b>													
1	30	23	10	699	17	74,460	1,500	-	-	-	-	-	-
2	40	108	22	4,324	91	123,100	1,500	2	-	-	-	-	-
<b>CALIFORNIA, CENTRAL</b>													
1	90	7	69	593	486	82,620	5,500	-	-	-	-	-	-
2	90	41	234	3,656	592	188,211	6,589	-	-	-	-	-	-
3	90	152	277	13,637	333	65,114	16,308	-	-	-	-	-	-
4	55	35	170	1,922	151	193,368	65,150	1	-	-	-	-	-
5	60	13	56	771	344	RELATED TO NO. 1		-	-	-	-	-	-
6	60	111	2,000	6,659	151	56,400	6,000	-	-	-	-	-	-
7	30	77	18	2,314	858	65,710	15,710	9	-	-	-	-	-
8	90	22	211	1,976	1,575	85,620	8,500	-	-	-	-	-	-
9	70	24	136	1,658	112	155,153	52,760	1	-	-	-	-	-
10	28	37	12	1,029	75	21,888	8,000	-	-	-	-	-	-
11	86	62	124	5,323	261	349,231	102,000	1	-	-	-	-	-

<sup>4</sup>NI indicates never installed. I indicates installed but never used.

<sup>5</sup>NR indicates not reported or could not be determined.

<sup>6</sup>Motions: G = Granted, D = Denied, P = Pending.

\* This wiretap was terminated during 2000, but was not reported at that time because it was part of an ongoing investigation.

\*\* This wiretap was terminated during 1999 or earlier, but was not reported at that time because it was part of an ongoing investigation.

TABLE A-1  
UNITED STATES DISTRICT COURTS

CALENDAR YEAR 2001

REPORT BY JUDGES OF COURT-AUTHORIZED INTERCEPTS OF WIRE, ORAL, OR ELECTRONIC COMMUNICATIONS  
PURSUANT TO 18 U.S.C. 2519

A.O. Number	Authorizing Official		Offense Specified	Intercept		Date of Application	Authorized Length		
	Judge	Attorney General <sup>1</sup>		Type <sup>2</sup>	Location <sup>3</sup>		Original Order (Days)	Number of Extensions	Total Length (Days)
12	SNYDER	WARREN	NARCOTICS	WC	D	02/21/2001	30	-	30
13	SNYDER	WARREN	NARCOTICS	WC	D	03/09/2001	30	-	30
14	PREGERSON	SWARTZ	RACKETEERING	WC	D	03/22/2001	30	-	30
15	MATZ	KEENEY	NARCOTICS	WS,WC	H,D	03/22/2001	30	3	120
16	TEVRIZIAN	WARREN	NARCOTICS	WC	D	03/25/2001	30	-	30
17	SNYDER	WARREN	NARCOTICS	WC	D	03/29/2001	30	-	30
18	COOPER	WARREN	NARCOTICS	WC	D	03/29/2001	30	-	30
19	TAYLOR	WARREN	CONSPIRACY	WC	D	04/06/2001	30	-	30
20	MORROW	STERN	NARCOTICS	WC	D	04/06/2001	30	-	30
21	COOPER	KEENEY	NARCOTICS	WC	D	04/27/2001	30	1	60
22	MATZ	WARREN	NARCOTICS	WC	D	04/30/2001	30	-	30
23	COOPER	WARREN	NARCOTICS	WS	H	05/03/2001	30	-	30
24	MORROW	STERN	NARCOTICS	WC	D	05/23/2001	30	-	30
25	REAL	OLMEDO	RACKETEERING	OM	O	06/07/2001	30	-	30
26	MATZ	WARLOW	NARCOTICS	WC	D	06/12/2001	30	-	30
27	LEW	WARLOW	NARCOTICS	WC	D	07/10/2001	30	1	60
28	MARSHALL	WARREN	NARCOTICS	WC	D	07/10/2001	30	2	90
29	MATZ	KEENEY	NARCOTICS	WC	R	07/18/2001	30	-	30
30	STOTLER	MALCOLM	NARCOTICS	WC	D	08/28/2001	30	-	30
31	MORENO	MALCOLM	NARCOTICS	WC	D	08/30/2001	30	1	60
32	COLLINS	SWARTZ	NARCOTICS	WC,ED	D	09/28/2001	30	1	60
33	PREGERSON	DUBOSE	OTHER	EE	B	10/17/2001	30	-	30
34	COLLINS	SWARTZ	NARCOTICS	WC	D	10/29/2001	30	-	30
35	KING	WARREN	NARCOTICS	WC	D	11/08/2001	30	-	30
3*	COOPER	KEENEY	NARCOTICS	WC	D	06/02/2000	30	1	60
32*	REAL	DIGREGORY	NARCOTICS	WC,ED	D	06/29/2000	30	-	30
33*	REAL	GERSHEL	NARCOTICS	WC	D	07/21/2000	30	-	30
34*	SNYDER	WARREN	NARCOTICS	WC	D	08/04/2000	30	3	120
35*	COOPER	KEENEY	NARCOTICS	WC	D	08/22/2000	30	2	90
36*	MANELLA	KEENEY	NARCOTICS	WC,ED	D	08/22/2000	30	1	60

<sup>1</sup> The attorney general or designee authorized the filing of the reported applications under the provisions of 18 U.S.C. 2516.

<sup>2</sup> Type: WS = Standard Telephone (Wire), WC = Cellular or Mobile Telephone (Wire), WO = Other (Wire), OM = Microphone (Oral), OO = Other (Oral), ED = Digital Pager (Electronic), EE = Computer or E-Mail (Electronic), EF = Fax Machine (Electronic), EO = Other (Electronic).

<sup>3</sup> Location: H = Personal Residence, B = Business, A = Public Area, D = Portable Device, O = Other Location, R = Roving (Relaxed Specification Order), N = Not Specified.

REPORT BY PROSECUTORS OF COURT-AUTHORIZED INTERCEPTS OF WIRE, ORAL, OR ELECTRONIC COMMUNICATIONS  
PURSUANT TO 18 U.S.C. 2519

A.O. Number	Number of Days in Operation <sup>4</sup>	Average Intercepts per Day	Number of <sup>5</sup>			Costs		Number of						
			Persons Intercepted	Intercepts	Incriminating Intercepts	Total Cost in \$	Other Than Manpower in \$	Arrests	Trials	Motions to Suppress Intercepts <sup>6</sup>			Persons Convicted	
										G	D	P		
12	30	80	16	2,391	329	67,200	17,200	-	-	-	-	-	-	-
13	30	6	6	187	13	RELATED TO NO. 7		RELATED TO NO. 7					-	
14	30	64	37	1,924	NR	73,160	1,000	-	-	-	-	-	-	-
15	103	76	104	7,794	117	296,503	76,000	1	-	-	-	-	-	-
16	30	50	164	1,499	54	111,087	24,634	1	-	-	-	-	-	-
17	30	20	47	598	477	RELATED TO NO. 8		-	-	-	-	-	-	-
18	30	-	2	1	1	68,743	34,084	-	-	-	-	-	-	-
19	30	27	44	805	26	28,867	2,000	3	-	-	-	-	-	-
20	30	150	82	4,514	533	99,351	3,500	-	-	-	-	-	-	-
21	60	21	30	1,288	424	179,900	8,800	11	-	-	-	-	-	-
22	29	1	2	19	-	91,466	27,000	1	-	-	-	-	-	-
23	30	118	91	3,536	350	73,558	150	-	-	-	-	-	-	-
24	8	3	14	21	-	48,638	3,500	-	-	-	-	-	-	-
25	11	2	13	25	-	12,096	1,775	-	-	-	-	-	-	-
26	13	2	5	20	-	42,833	13,000	-	-	-	-	-	-	-
27	44	7	80	298	93	30,339	-	-	-	-	-	-	-	-
28	90	27	72	2,407	573	182,935	6,750	8	-	-	-	-	-	-
29	14	88	42	1,236	197	69,756	18,090	-	-	-	-	-	-	-
30	18	7	4	134	8	28,278	4,500	4	-	-	-	-	-	-
31	60	27	80	1,616	496	27,315	11,915	-	-	-	-	-	-	-
32	60	12	74	733	373	27,760	9,280	-	-	-	-	-	-	-
33	27	660	104	17,817	817	75,000	50,000	-	-	-	-	-	-	-
34	12	53	58	635	287	31,740	7,100	-	-	-	-	-	-	-
35	21	32	10	667	84	47,580	6,000	-	-	-	-	-	-	-
31*	52	20	20	1,036	148	131,340	22,000	1	-	-	-	-	-	-
32*	21	21	20	443	172	14,244	1,000	3	-	-	-	-	-	-
33*	4	4	5	18	11	3,656	500	-	-	-	-	-	-	-
34*	120	148	61	17,702	2,958	310,000	110,000	7	-	-	-	-	-	-
35*	90	59	175	5,319	2,305	41,279	6,000	3	-	-	-	-	-	2
36*	36	66	448	2,372	2,761	20,786	2,500	15	-	-	1	-	-	15

<sup>4</sup>NI indicates never installed. I indicates installed but never used.

<sup>5</sup>NR indicates not reported or could not be determined.

<sup>6</sup>Motions: G = Granted, D = Denied, P = Pending.

\* This wiretap was terminated during 2000, but was not reported at that time because it was part of an ongoing investigation.

\*\* This wiretap was terminated during 1999 or earlier, but was not reported at that time because it was part of an ongoing investigation.



TABLE A-1  
UNITED STATES DISTRICT COURTS

CALENDAR YEAR 2001

REPORT BY JUDGES OF COURT-AUTHORIZED INTERCEPTS OF WIRE, ORAL, OR ELECTRONIC COMMUNICATIONS  
PURSUANT TO 18 U.S.C. 2519

A.O. Number	Authorizing Official		Offense Specified	Intercept		Date of Application	Authorized Length		
	Judge	Attorney General <sup>1</sup>		Type <sup>2</sup>	Location <sup>3</sup>		Original Order (Days)	Number of Extensions	Total Length (Days)
<b>CALIFORNIA, CENTRAL (CONTINUED)</b>									
37*	SNYDER	SWARTZ	NARCOTICS	WS	H	08/31/2000	30	1	60
38*	SNYDER	DIGREGORY	NARCOTICS	WC	D	09/26/2000	30	1	60
39*	BAIRD	WARREN	NARCOTICS	WC,ED	D	10/04/2000	30	-	30
40*	SNYDER	SWARTZ	NARCOTICS	WC	D	10/16/2000	30	-	30
41*	STOTLER	KEENEY	\$LAUNDERING	WC	D	10/30/2000	30	-	30
42*	PREGERSON	KEENEY	NARCOTICS	WC	D	11/29/2000	30	-	30
<b>CALIFORNIA, EASTERN</b>									
1	COYLE	WARREN	NARCOTICS	WC	D	03/09/2001	30	-	30
2	COYLE	WARREN	NARCOTICS	WC	D	05/01/2001	30	-	30
3	WANGER	WARREN	NARCOTICS	WC	D	06/01/2001	30	1	60
4	WANGER	SWARTZ	NARCOTICS	WC	D	06/29/2001	30	-	30
7*	DAMRELL	KEENEY	KIDNAPPING	OM	H	08/07/2000	30	-	30
8*	WANGER	SWARTZ	NARCOTICS	WS,WC	H,D	11/21/2000	30	-	30
<b>CALIFORNIA, NORTHERN</b>									
1	WHYTE	WARREN	NARCOTICS	WC	D	01/26/2001	30	1	60
2	BREYER	WARREN	NARCOTICS	WC	D	03/02/2001	30	1	60
3	BREYER	SWARTZ	NARCOTICS	WC	D	04/16/2001	30	-	30
4	JENKINS	WARREN	NARCOTICS	WC	D	04/16/2001	30	1	60
5	BREYER	WARREN	NARCOTICS	WC	D	05/17/2001	30	1	60
6	ALSUP	SWARTZ	NARCOTICS	WC	D	05/21/2001	30	-	30
7	HAMILTON	KEENEY	NARCOTICS	WC	D	06/06/2001	30	2	90
8	BREYER	WARREN	NARCOTICS	WC	D	06/14/2001	30	-	30
9	HAMILTON	WARREN	NARCOTICS	WC	D	06/21/2001	30	2	90
10	ALSUP	WARLOW	NARCOTICS	WC	D	06/29/2001	30	-	30
11	WHYTE	KEENEY	NARCOTICS	WS	H	08/03/2001	30	1	60
12	JENSEN	FISHER	NARCOTICS	WC	D	08/21/2001	30	1	60
13	BREYER	MALCOLM	NARCOTICS	WC	D	10/11/2001	30	-	30
8*	INGRAM	WARREN	\$LAUNDERING	WC	D	02/28/2000	30	1	60

<sup>1</sup> The attorney general or designee authorized the filing of the reported applications under the provisions of 18 U.S.C. 2516.

<sup>2</sup> Type: WS = Standard Telephone (Wire), WC = Cellular or Mobile Telephone (Wire), WO = Other (Wire), OM = Microphone (Oral), OO = Other (Oral), ED = Digital Pager (Electronic), EE = Computer or E-Mail (Electronic), EF = Fax Machine (Electronic), EO = Other (Electronic).

<sup>3</sup> Location: H = Personal Residence, B = Business, A = Public Area, D = Portable Device, O = Other Location, R = Roving (Relaxed Specification Order), N = Not Specified.

REPORT BY PROSECUTORS OF COURT-AUTHORIZED INTERCEPTS OF WIRE, ORAL, OR ELECTRONIC COMMUNICATIONS  
PURSUANT TO 18 U.S.C. 2519

A.O. Number	Number of Days in Operation <sup>4</sup>	Average Intercepts per Day	Number of <sup>5</sup>			Costs		Number of					
			Persons Intercepted	Intercepts	Incriminating Intercepts	Total Cost in \$	Other Than Manpower in \$	Arrests	Trials	Motions to Suppress Intercepts <sup>6</sup>			Persons Convicted
										G	D	P	
<b>CALIFORNIA, CENTRAL (CONTINUED)</b>													
37*	60	18	10	1,097	147	131,390	31,390	5	-	-	-	-	-
38*	60	19	23	1,122	493	130,500	30,500	RELATED TO NO. 34*					
39*	30	-	-	-	-	36,785	2,330	-	-	-	-	-	-
40*	21	136	6	2,858	16	46,750	11,750	RELATED TO NO. 37*					
41*	21	23	26	492	24	9,619	2,000	3	-	-	-	-	-
42*	16	56	20	888	142	64,460	22,000	5	-	-	-	-	-
<b>CALIFORNIA, EASTERN</b>													
1	30	123	103	3,704	1,334	202,460	2,000	47	-	-	-	-	25
2	14	3	5	39	3	24,732	10,363	1	-	-	-	-	1
3	58	24	72	1,381	396	108,531	17,000	9	-	-	-	-	5
4	18	3	23	53	14	9,404	2,600	-	-	-	-	-	-
7*	30	21	15	624	80	53,194	2,900	-	-	-	-	-	-
8*	29	114	110	3,316	618	22,661	2,150	-	-	-	-	-	-
<b>CALIFORNIA, NORTHERN</b>													
1	32	13	127	423	73	93,200	2,000	10	-	-	-	-	-
2	60	63	125	3,762	3,009	RELATED TO NO. 5		RELATED TO NO. 5					
3	30	33	125	1,000	800	15,488	-	28	-	-	-	-	-
4	60	18	58	1,054	150	104,246	1,100	-	-	-	-	-	-
5	30	26	55	790	518	2,557,975	236,600	41	-	-	-	-	-
6	30	65	53	1,958	613	85,097	25,700	10	-	-	-	-	-
7	85	150	95	12,750	1,495	259,985	20,000	12	-	-	-	-	-
8	8	47	30	378	259	RELATED TO NO. 5		RELATED TO NO. 5					
9	70	150	100	10,500	1,005	231,985	17,000	12	-	-	-	-	-
10	26	34	48	892	361	74,267	25,700	4	-	-	-	-	-
11	43	75	153	3,235	98	132,957	3,000	-	-	-	-	-	-
12	42	29	57	1,218	171	-	-	4	-	-	-	-	-
13	8	37	25	299	157	RELATED TO NO. 5		RELATED TO NO. 5					
8*	60	45	184	2,696	324	116,367	1,250	-	-	-	-	-	-

<sup>4</sup>NI indicates never installed. I indicates installed but never used.

<sup>5</sup>NR indicates not reported or could not be determined.

<sup>6</sup>Motions: G = Granted, D = Denied, P = Pending.

\* This wiretap was terminated during 2000, but was not reported at that time because it was part of an ongoing investigation.

\*\* This wiretap was terminated during 1999 or earlier, but was not reported at that time because it was part of an ongoing investigation.

TABLE A-1  
UNITED STATES DISTRICT COURTS

CALENDAR YEAR 2001

REPORT BY JUDGES OF COURT-AUTHORIZED INTERCEPTS OF WIRE, ORAL, OR ELECTRONIC COMMUNICATIONS  
PURSUANT TO 18 U.S.C. 2519

A.O. Number	Authorizing Official		Offense Specified	Intercept		Date of Application	Authorized Length		
	Judge	Attorney General <sup>1</sup>		Type <sup>2</sup>	Location <sup>3</sup>		Original Order (Days)	Number of Extensions	Total Length (Days)
<b>CALIFORNIA, SOUTHERN</b>									
1	HUFF	WARREN	NARCOTICS	WC	D	11/01/2000	30	2	90
2	HUFF	SWARTZ	NARCOTICS	WC	D	01/04/2001	30	3	120
3	HUFF	WARREN	NARCOTICS	WS	H	03/02/2001	30	1	60
4	HUFF	WARREN	NARCOTICS	WS	H	03/09/2001	30	1	60
5	HUFF	WARREN	NARCOTICS	WC	D	04/23/2001	30	-	30
6	HUFF	KEENEY	NARCOTICS	WC	D	05/10/2001	30	-	30
7	HUFF	SWARTZ	NARCOTICS	WC	D	05/22/2001	30	1	60
8	HUFF	SWARTZ	NARCOTICS	WC	D	05/24/2001	30	2	90
9	HUFF	KEENEY	NARCOTICS	WC	D	06/08/2001	30	-	30
10	HUFF	WARREN	NARCOTICS	WS	H	06/19/2001	30	-	30
11	HUFF	WARREN	NARCOTICS	WC	D	07/20/2001	30	-	30
12	HUFF	KEENEY	NARCOTICS	WC	D	08/03/2001	30	1	60
13	HUFF	FISHER	NARCOTICS	WC	D	08/16/2001	30	-	30
14	HUFF	FISHER	NARCOTICS	WC	D	08/28/2001	30	-	30
15	HUFF	MALCOLM	NARCOTICS	WC	D	08/31/2001	30	-	30
16	HUFF	WARREN	NARCOTICS	WC	D	09/20/2001	30	-	30
<b>COLORADO</b>									
1	WEINSHIENK	SWARTZ	NARCOTICS	WC	D	03/26/2001	30	-	30
2	WEINSHIENK	KEENEY	NARCOTICS	WC	D	03/28/2001	30	2	90
3	WEINSHIENK	WARREN	NARCOTICS	WS,WC	H,D	04/06/2001	30	1	60
4	WEINSHIENK	KEENEY	NARCOTICS	WS	H	04/20/2001	30	1	60
5	KANE	WARREN	NARCOTICS	WC	D	05/24/2001	30	1	60
6	WEINSHIENK	KEENEY	NARCOTICS	WC	D	05/31/2001	30	-	30
7	WEINSHIENK	KEENEY	NARCOTICS	WC	D	06/05/2001	30	-	30
8	KANE	WARREN	NARCOTICS	WC	D	07/12/2001	30	-	30
9	WEINSHIENK	WARREN	NARCOTICS	WS,WC	H,D	10/09/2001	30	-	30
10	WEINSHIENK	MALCOLM	NARCOTICS	WC	D	10/23/2001	30	-	30
11*	WEINSHIENK	KEENEY	NARCOTICS	WC	D	02/15/2000	30	4	150

<sup>1</sup> The attorney general or designee authorized the filing of the reported applications under the provisions of 18 U.S.C. 2516.

<sup>2</sup> Type: WS = Standard Telephone (Wire), WC = Cellular or Mobile Telephone (Wire), WO = Other (Wire), OM = Microphone (Oral), OO = Other (Oral), ED = Digital Pager (Electronic), EE = Computer or E-Mail (Electronic), EF = Fax Machine (Electronic), EO = Other (Electronic).

<sup>3</sup> Location: H = Personal Residence, B = Business, A = Public Area, D = Portable Device, O = Other Location, R = Roving (Relaxed Specification Order), N = Not Specified.

REPORT BY PROSECUTORS OF COURT-AUTHORIZED INTERCEPTS OF WIRE, ORAL, OR ELECTRONIC COMMUNICATIONS  
PURSUANT TO 18 U.S.C. 2519

A.O. Number	Number of Days in Operation <sup>4</sup>	Average Intercepts per Day	Number of <sup>5</sup>			Costs		Number of					
			Persons Intercepted	Intercepts	Incriminating Intercepts	Total Cost in \$	Other Than Manpower in \$	Arrests	Trials	Motions to Suppress Intercepts <sup>6</sup>			Persons Convicted
										G	D	P	
<b>CALIFORNIA, SOUTHERN</b>													
1	76	29	179	2,216	846	309,877	5,568	10	-	-	-	-	5
2	117	32	50	3,749	578	220,133	5,810	31	-	-	-	1	14
3	30	283	200	8,477	187	235,580	23,500	-	-	-	-	-	-
4	53	26	38	1,399	30	RELATED TO NO. 2		RELATED TO NO. 2					
5	29	79	63	2,305	433	23,884	7,564	-	-	-	-	-	-
6	30	27	44	814	121	29,300	500	-	-	-	-	-	-
7	58	30	20	1,731	463	231,966	2,776	8	-	-	-	-	-
8	81	45	89	3,655	770	293,817	-	-	-	-	-	-	-
9	30	43	85	1,290	55	21,813	1,213	-	-	-	-	-	-
10	30	102	17	3,049	200	115,983	1,388	RELATED TO NO. 7					
11	30	38	21	1,133	87	RELATED TO NO. 8		-	-	-	-	-	-
12	52	24	51	1,247	130	74,706	2,450	-	-	-	-	-	-
13	30	52	96	1,565	331	RELATED TO NO. 8		-	-	-	-	-	-
14	30	56	32	1,665	206	26,997	-	2	-	-	-	-	-
15	30	7	22	207	23	22,279	2,900	-	-	-	-	-	-
16	NI	-	-	-	-	-	-	-	-	-	-	-	-
<b>COLORADO</b>													
1	19	84	40	1,600	241	65,000	-	49	-	-	-	-	-
2	80	23	95	1,830	657	115,199	200	30	-	-	-	-	2
3	60	55	240	3,329	556	40,000	-	-	-	-	-	-	-
4	57	30	73	1,702	213	RELATED TO NO. 2		RELATED TO NO. 2					
5	59	33	60	1,952	696	87,099	1,100	-	-	-	-	-	-
6	12	-	1	1	1	4,291	2,500	-	-	-	-	-	-
7	30	1	348	17	34	31,500	-	-	-	-	-	-	-
8	29	25	32	719	89	RELATED TO NO. 5		-	-	-	-	-	-
9	29	2	15	71	50	28,225	4,500	-	-	-	-	-	-
10	30	1	6	30	20	11,578	5,000	-	-	-	-	-	-
11*	150	19	38	2,887	495	107,566	40,000	9	-	-	-	1	-

<sup>4</sup>NI indicates never installed. I indicates installed but never used.

<sup>5</sup>NR indicates not reported or could not be determined.

<sup>6</sup>Motions: G = Granted, D = Denied, P = Pending.

\* This wiretap was terminated during 2000, but was not reported at that time because it was part of an ongoing investigation.

\*\* This wiretap was terminated during 1999 or earlier, but was not reported at that time because it was part of an ongoing investigation.

REPORT BY JUDGES OF COURT-AUTHORIZED INTERCEPTS OF WIRE, ORAL, OR ELECTRONIC COMMUNICATIONS  
PURSUANT TO 18 U.S.C. 2519

A.O. Number	Authorizing Official		Offense Specified	Intercept		Date of Application	Authorized Length		
	Judge	Attorney General <sup>1</sup>		Type <sup>2</sup>	Location <sup>3</sup>		Original Order (Days)	Number of Extensions	Total Length (Days)
<b>CONNECTICUT</b>									
1	CHATIGNY	DIGREGORY	NARCOTICS	WC	D	11/28/2000	30	1	60
2	BURNS	WARREN	NARCOTICS	WC	D	01/26/2001	30	1	60
3	COVELLO	GUSTAFSON	NARCOTICS	ED	D	02/26/2001	30	2	90
4	COVELLO	WARREN	NARCOTICS	WC	D	03/19/2001	30	-	30
5	BURNS	WARREN	NARCOTICS	WC,ED	D	04/24/2001	30	2	90
6	COVELLO	WARREN	NARCOTICS	WC	D	05/09/2001	30	-	30
7	DORSEY	WARREN	NARCOTICS	WC	D	06/27/2001	30	-	30
8	DORSEY	KEENEY	NARCOTICS	WC	D	07/30/2001	30	-	30
9	DORSEY	SWARTZ	NARCOTICS	WC,ED	D	09/21/2001	30	-	30
10	DORSEY	SWARTZ	NARCOTICS	WC	D	10/12/2001	30	-	30
11	DORSEY	SWARTZ	NARCOTICS	WC	D	11/20/2001	30	-	30
12	DORSEY	KEENEY	NARCOTICS	WC	D	11/29/2001	30	-	30
9*	BURNS	KEENEY	RACKETEERING	WC	D	05/12/1999	30	8	270
10*	BURNS	KEENEY	RACKETEERING	WC	D	07/01/1999	30	15	480
11*	BURNS	KEENEY	RACKETEERING	OM	O	03/10/2000	30	5	180
12*	BURNS	WARREN	NARCOTICS	WC	D	10/12/2000	30	1	60
686**	BURNS	KEENEY	RACKETEERING	OM	B	03/01/1999	30	3	120
687**	BURNS	KEENEY	RACKETEERING	EF	B	08/10/1999	30	2	90
<b>DISTRICT OF COLUMBIA</b>									
1	HUELLE	KEENEY	NARCOTICS	WC	D	11/13/2000	30	2	90
2	HUELLE	WARREN	NARCOTICS	WC	D	01/22/2001	30	-	30
3	ROBERTSON	CRABB	NARCOTICS	ED	D	02/22/2001	30	-	30
4	HUELLE	WARREN	NARCOTICS	WC	D	02/26/2001	30	1	60
5	ROBERTSON	CRABB	NARCOTICS	ED	D	03/01/2001	30	5	180
6	ROBERTSON	WARREN	NARCOTICS	WC	D	04/12/2001	30	-	30
7	KENNEDY	KEENEY	NARCOTICS	WS,WC	H,D	05/02/2001	30	-	30
8	KOLLAR-KOTELLY	WARREN	NARCOTICS	WC	D	05/04/2001	30	-	30
9	ROBERTSON	SWARTZ	NARCOTICS	WC	D	06/08/2001	30	1	60
10	FRIEDMAN	WARREN	NARCOTICS	WC	D	07/20/2001	30	-	30

<sup>1</sup> The attorney general or designee authorized the filing of the reported applications under the provisions of 18 U.S.C. 2516.

<sup>2</sup> Type: WS = Standard Telephone (Wire), WC = Cellular or Mobile Telephone (Wire), WO = Other (Wire), OM = Microphone (Oral), OO = Other (Oral), ED = Digital Pager (Electronic), EE = Computer or E-Mail (Electronic), EF = Fax Machine (Electronic), EO = Other (Electronic).

<sup>3</sup> Location: H = Personal Residence, B = Business, A = Public Area, D = Portable Device, O = Other Location, R = Roving (Relaxed Specification Order), N = Not Specified.

TABLE A-1  
UNITED STATES DISTRICT COURTS

CALENDAR YEAR 2001

REPORT BY PROSECUTORS OF COURT-AUTHORIZED INTERCEPTS OF WIRE, ORAL, OR ELECTRONIC COMMUNICATIONS  
PURSUANT TO 18 U.S.C. 2519

A.O. Number	Number of Days in Operation <sup>4</sup>	Average Intercepts per Day	Number of <sup>5</sup>			Costs		Number of					
			Persons Intercepted	Intercepts	Incriminating Intercepts	Total Cost in \$	Other Than Manpower in \$	Arrests	Trials	Motions to Suppress Intercepts <sup>6</sup>			Persons Convicted
										G	D	P	
<b>CONNECTICUT</b>													
1	55	59	57	3,237	689	21,253	3,722	9	-	-	-	-	1
2	60	18	62	1,068	484	59,647	1,548	18	-	-	-	1	2
3	88	NR	NR	NR	NR	RELATED TO NO. 6		RELATED TO NO. 6					
4	28	31	45	874	550	RELATED TO NO. 6		RELATED TO NO. 6					
5	76	40	212	3,048	453	70,415	3,458	8	-	-	-	-	1
6	23	12	30	265	66	42,587	1,467	30	-	-	-	-	-
7	30	15	16	446	125	107,626	400	2	-	-	-	-	-
8	8	28	25	225	73	111,003	6,300	4	-	-	-	-	-
9	19	30	36	568	85	102,149	4,200	RELATED TO NO. 8					
10	16	12	6	191	23	91,417	4,200	RELATED TO NO. 8					
11	NI	-	-	-	-	-	-	-	-	-	-	-	-
12	19	19	10	358	89	64,527	350	-	-	-	-	-	-
9*	235	56	400	13,068	1,671	RELATED TO NO. 10*		-	-	-	-	-	-
10*	470	39	794	18,540	4,378	1,285,967	294,020	-	-	-	-	-	-
11*	165	1	30	167	42	RELATED TO NO. 10*		-	-	-	-	-	-
12*	60	63	225	3,764	1,139	90,173	2,312	RELATED TO NO. 2					
686**	87	1	38	78	35	126,549	1,716	-	-	-	-	-	-
687**	78	3	NR	241	101	RELATED TO NO. 10*		-	-	-	-	-	-
<b>DISTRICT OF COLUMBIA</b>													
1	89	70	128	6,194	709	76,731	13,928	-	-	-	-	-	-
2	30	31	57	923	83	27,386	1,700	4	-	-	-	-	-
3	4	-	-	-	-	222	-	-	-	-	-	-	-
4	50	36	101	1,802	529	45,854	3,711	9	-	-	-	-	-
5	155	19	NR	3,004	NR	8,842	-	-	-	-	-	-	-
6	NI	-	-	-	-	-	-	-	-	-	-	-	-
7	29	133	78	3,861	397	49,061	3,235	-	-	-	-	-	-
8	8	35	16	277	29	8,643	-	-	-	-	-	-	-
9	33	67	34	2,217	140	40,738	2,600	-	-	-	-	-	-
10	7	46	11	321	6	11,278	2,280	-	-	-	-	-	-

<sup>4</sup>NI indicates never installed. I indicates installed but never used.

<sup>5</sup>NR indicates not reported or could not be determined.

<sup>6</sup>Motions: G = Granted, D = Denied, P = Pending.

\* This wiretap was terminated during 2000, but was not reported at that time because it was part of an ongoing investigation.

\*\* This wiretap was terminated during 1999 or earlier, but was not reported at that time because it was part of an ongoing investigation.

TABLE A-1  
UNITED STATES DISTRICT COURTS

CALENDAR YEAR 2001

REPORT BY JUDGES OF COURT-AUTHORIZED INTERCEPTS OF WIRE, ORAL, OR ELECTRONIC COMMUNICATIONS  
PURSUANT TO 18 U.S.C. 2519

A.O. Number	Authorizing Official		Offense Specified	Intercept		Date of Application	Authorized Length		
	Judge	Attorney General <sup>1</sup>		Type <sup>2</sup>	Location <sup>3</sup>		Original Order (Days)	Number of Extensions	Total Length (Days)
<b>DISTRICT OF COLUMBIA (CONTINUED)</b>									
11	ROBERTSON	SWARTZ	NARCOTICS	WC	D	08/02/2001	30	1	60
12	HOGAN	ASHCROFT	SMUGGLING	WC	D	09/16/2001	2	1	32
<b>FLORIDA, MIDDLE</b>									
1	SCHLESINGER	WARREN	NARCOTICS	WC	D	02/01/2001	30	1	60
2	SCHLESINGER	WARREN	NARCOTICS	WC	D	02/01/2001	30	1	60
3	SCHLESINGER	KEENEY	NARCOTICS	WC	D	03/16/2001	30	-	30
4	KOVACHEVICH	KEENEY	NARCOTICS	WS	B	05/23/2001	30	2	90
5	ADAMS	SWARTZ	FRAUD	WS,WC	H,D	07/02/2001	30	1	60
6	KOVACHEVICH	KEENEY	NARCOTICS	WC	D	07/03/2001	30	1	60
1*	KOVACHEVICH	GERSHEL	NARCOTICS	WS,WC	H,D	11/03/2000	30	1	60
<b>FLORIDA, NORTHERN</b>									
1	VINSON	WARREN	NARCOTICS	WC	D	07/25/2001	30	2	90
2	VINSON	FISHER	NARCOTICS	WS,OM	H,B	08/09/2001	30	1	60
3	VINSON	WARREN	NARCOTICS	WC	D	08/27/2001	30	-	30
<b>FLORIDA, SOUTHERN</b>									
1	MOORE	KEENEY	NARCOTICS	WC	D	11/03/2000	30	2	90
2	MIDDLEBROOKS	KEENEY	NARCOTICS	WC	D	12/19/2000	30	2	90
3	GOLD	KEENEY	FRAUD	EF	B	12/27/2000	30	-	30
4	SEITZ	KEENEY	NARCOTICS	WC	D	02/07/2001	30	-	30
5	SEITZ	KEENEY	NARCOTICS	WC	D	02/09/2001	30	1	60
6	SEITZ	WARREN	NARCOTICS	WC	D	02/15/2001	30	1	60
7	RYSKAMP	KEENEY	NARCOTICS	WC	D	02/20/2001	30	1	60
8	JORDAN	WARREN	NARCOTICS	WC	D	03/30/2001	30	-	30
9	SEITZ	SWARTZ	NARCOTICS	WC	D	04/03/2001	30	2	90
10	RYSKAMP	KEENEY	NARCOTICS	WC	D	04/13/2001	30	1	60
11	SEITZ	KEENEY	NARCOTICS	WS,EF	B	04/26/2001	30	4	150
12	RYSKAMP	WARREN	NARCOTICS	WC	D	06/12/2001	30	-	30
13	HIGHSMITH	WHITE	NARCOTICS	WC	D	06/13/2001	30	-	30
14	HURLEY	SWARTZ	NARCOTICS	WC	D	08/06/2001	30	2	90
15	MOORE	FISHER	RACKETEERING	OM	B	09/04/2001	30	1	60

<sup>1</sup> The attorney general or designee authorized the filing of the reported applications under the provisions of 18 U.S.C. 2516.

<sup>2</sup> Type: WS = Standard Telephone (Wire), WC = Cellular or Mobile Telephone (Wire), WO = Other (Wire), OM = Microphone (Oral), OO = Other (Oral), ED = Digital Pager (Electronic), EE = Computer or E-Mail (Electronic), EF = Fax Machine (Electronic), EO = Other (Electronic).

<sup>3</sup> Location: H = Personal Residence, B = Business, A = Public Area, D = Portable Device, O = Other Location, R = Roving (Relaxed Specification Order), N = Not Specified.

REPORT BY PROSECUTORS OF COURT-AUTHORIZED INTERCEPTS OF WIRE, ORAL, OR ELECTRONIC COMMUNICATIONS  
PURSUANT TO 18 U.S.C. 2519

A.O. Number	Number of Days in Operation <sup>4</sup>	Average Intercepts per Day	Number of <sup>5</sup>			Costs		Number of					
			Persons Intercepted	Intercepts	Incriminating Intercepts	Total Cost in \$	Other Than Manpower in \$	Arrests	Trials	Motions to Suppress Intercepts <sup>6</sup>			Persons Convicted
										G	D	P	
<b>DISTRICT OF COLUMBIA (CONTINUED)</b>													
11	58	40	33	2,309	501	26,933	1,180	-	-	-	-	-	-
12	3	196	29	588	3	7,748	2,200	-	-	-	-	-	-
<b>FLORIDA, MIDDLE</b>													
1	57	42	131	2,420	342	163,961	27,593	20	-	-	-	-	10
2	57	112	131	6,369	319	287,513	27,593	20	-	-	-	-	20
3	23	105	55	2,417	106	RELATED TO NO. 2		RELATED TO NO. 2					
4	90	42	28	3,762	468	-	-	-	-	-	-	-	-
5	51	81	431	4,113	389	351,869	48,000	21	-	-	-	-	8
6	57	7	11	402	99	-	-	-	-	-	-	-	-
1*	47	60	37	2,823	160	28,464	1,100	-	-	-	-	-	-
<b>FLORIDA, NORTHERN</b>													
1	78	21	40	1,638	86	19,200	-	9	-	-	-	-	9
2	59	19	45	1,149	60	64,000	-	-	-	-	-	-	-
3	30	15	32	448	46	64,000	-	-	-	-	-	-	-
<b>FLORIDA, SOUTHERN</b>													
1	68	36	17	2,430	263	115,124	-	-	-	-	-	-	-
2	74	20	35	1,503	348	29,134	-	1	-	-	-	-	-
3	21	-	4	2	-	428	-	-	-	-	-	-	-
4	10	48	NR	482	121	10,697	500	1	-	-	-	-	-
5	60	50	100	3,000	1,000	209,014	32,232	RELATED TO NO. 9					
6	53	13	35	696	402	14,139	12,000	8	-	-	-	-	-
7	40	25	206	996	170	66,389	6,600	8	-	-	-	-	-
8	30	39	NR	1,177	297	41,135	500	-	-	-	-	-	-
9	85	141	250	12,000	3,000	444,686	377,536	17	-	-	-	-	-
10	60	35	382	2,091	415	93,583	3,900	13	-	-	-	-	-
11	123	75	135	9,270	2,803	14,151	12,000	8	-	-	-	-	-
12	19	7	88	129	4	14,711	8,400	RELATED TO NO. 14					
13	27	41	22	1,103	393	92,572	2,572	8	-	-	-	1	3
14	90	8	412	690	298	48,394	18,500	7	-	-	-	-	-
15	42	7	NR	300	217	32,547	1,839	-	-	-	-	-	-

<sup>4</sup>NI indicates never installed. I indicates installed but never used.

<sup>5</sup>NR indicates not reported or could not be determined.

<sup>6</sup>Motions: G = Granted, D = Denied, P = Pending.

\* This wiretap was terminated during 2000, but was not reported at that time because it was part of an ongoing investigation.

\*\* This wiretap was terminated during 1999 or earlier, but was not reported at that time because it was part of an ongoing investigation.



TABLE A-1  
UNITED STATES DISTRICT COURTS

CALENDAR YEAR 2001

REPORT BY JUDGES OF COURT-AUTHORIZED INTERCEPTS OF WIRE, ORAL, OR ELECTRONIC COMMUNICATIONS  
PURSUANT TO 18 U.S.C. 2519

A.O. Number	Authorizing Official		Offense Specified	Intercept		Date of Application	Authorized Length		
	Judge	Attorney General <sup>1</sup>		Type <sup>2</sup>	Location <sup>3</sup>		Original Order (Days)	Number of Extensions	Total Length (Days)
<b>FLORIDA, SOUTHERN (CONTINUED)</b>									
16	UNGARO-BENAGES	WARREN	NARCOTICS	WC	D	09/07/2001	30	1	60
17	UNGARO-BENAGES	WARREN	NARCOTICS	WC	D	09/24/2001	30	1	60
18	LENARD	SWARTZ	NARCOTICS	WC	D	10/19/2001	30	-	30
19	LENARD	MALCOLM	NARCOTICS	WC	D	10/24/2001	30	-	30
20	UNGARO-BENAGES	MALCOLM	NARCOTICS	WC	D	10/31/2001	30	1	60
13*	LENARD	KEENEY	NARCOTICS	WS	B	09/08/2000	30	-	30
<b>GEORGIA, MIDDLE</b>									
1	FITZPATRICK	WARREN	NARCOTICS	WC	D	02/14/2001	30	2	90
1*	LAWSON	DIGREGORY	NARCOTICS	WC	D	10/24/2000	30	-	30
2*	LAWSON	DIGREGORY	NARCOTICS	WC	D	11/20/2000	30	-	30
<b>GEORGIA, NORTHERN</b>									
1	FORRESTER	SWARTZ	NARCOTICS	WC	D	12/21/2000	30	-	30
2	FORRESTER	SWARTZ	NARCOTICS	WC	D	04/02/2001	30	-	30
3	CAMP	WARREN	NARCOTICS	WC	D	05/02/2001	30	2	90
4	CARNES	KEENEY	NARCOTICS	WC	D	06/01/2001	30	-	30
5	CARNES	KEENEY	NARCOTICS	WC	D	06/05/2001	30	-	30
6	CARNES	KEENEY	NARCOTICS	WC	D	06/20/2001	30	-	30
7	COOPER	WARLOW	NARCOTICS	WC	D	06/28/2001	30	-	30
8	COOPER	WARREN	NARCOTICS	WC	D	07/11/2001	30	-	30
9	HUNT	FISHER	NARCOTICS	WC	D	08/06/2001	30	1	60
10	HUNT	WARLOW	NARCOTICS	WC	D	08/16/2001	30	-	30
11	THRASH	KEENEY	ROBBERY	WC	D	09/14/2001	30	-	30
12	PANNELL	KEENEY	NARCOTICS	WC	D	11/14/2001	30	-	30
7*	COOPER	KEENEY	NARCOTICS	WC	D	02/04/2000	30	1	60
8*	PANNELL	WARREN	NARCOTICS	WS	H	06/30/2000	30	-	30
<b>GEORGIA, SOUTHERN</b>									
1	BOWEN	SWARTZ	NARCOTICS	WC	D	04/16/2001	30	-	30
2	BOWEN	KEENEY	NARCOTICS	WC	R	05/03/2001	30	-	30
3	BOWEN	SWARTZ	NARCOTICS	WC	D	06/13/2001	30	-	30

<sup>1</sup> The attorney general or designee authorized the filing of the reported applications under the provisions of 18 U.S.C. 2516.

<sup>2</sup> Type: WS = Standard Telephone (Wire), WC = Cellular or Mobile Telephone (Wire), WO = Other (Wire), OM = Microphone (Oral), OO = Other (Oral), ED = Digital Pager (Electronic), EE = Computer or E-Mail (Electronic), EF = Fax Machine (Electronic), EO = Other (Electronic).

<sup>3</sup> Location: H = Personal Residence, B = Business, A = Public Area, D = Portable Device, O = Other Location, R = Roving (Relaxed Specification Order), N = Not Specified.

REPORT BY PROSECUTORS OF COURT-AUTHORIZED INTERCEPTS OF WIRE, ORAL, OR ELECTRONIC COMMUNICATIONS  
PURSUANT TO 18 U.S.C. 2519

A.O. Number	Number of Days in Operation <sup>4</sup>	Average Intercepts per Day	Number of <sup>5</sup>			Costs		Number of					
			Persons Intercepted	Intercepts	Incriminating Intercepts	Total Cost in \$	Other Than Manpower in \$	Arrests	Trials	Motions to Suppress Intercepts <sup>6</sup>			Persons Convicted
										G	D	P	
<b>FLORIDA, SOUTHERN (CONTINUED)</b>													
16	60	79	NR	4,745	449	120,431	1,400	-	-	-	-	-	
17	60	78	4,696	4,696	1,134	10,000	7,600	-	-	-	-	-	
18	7	-	-	-	-	-	-	-	-	-	-	-	
19	30	15	NR	438	82	34,424	5,000	-	-	-	-	-	
20	45	80	NR	3,610	560	77,731	1,400	-	-	-	-	-	
13*	30	213	25	6,382	613	26,209	-	1	-	-	-	-	
<b>GEORGIA, MIDDLE</b>													
1	85	30	70	2,548	578	279,601	8,958	10	-	-	-	3	
1*	21	7	26	148	21	37,780	16,612	-	-	-	-	-	
2*	8	17	13	136	10	14,567	5,537	9	-	-	-	-	
<b>GEORGIA, NORTHERN</b>													
1	30	128	240	3,826	298	23,400	3,400	6	-	-	-	-	
2	30	28	114	851	224	50,960	2,000	-	-	-	-	-	
3	80	25	15	1,967	521	116,700	1,500	14	-	-	-	-	
4	8	83	12	664	241	61,800	3,000	7	-	-	-	-	
5	24	16	8	389	129	39,000	600	9	-	-	6	-	
6	30	22	8	662	305	39,000	600	RELATED TO NO. 8					
7	23	8	5	174	54	39,600	1,200	RELATED TO NO. 8					
8	12	22	4	258	101	40,000	1,600	14	-	-	6	-	
9	47	30	20	1,406	255	397,800	3,000	7	-	-	-	-	
10	30	27	12	804	363	RELATED TO NO. 9		RELATED TO NO. 9					
11	13	24	19	318	57	27,657	2,000	3	-	-	-	-	
12	5	84	6	421	37	53,400	3,000	6	-	-	-	-	
7*	28	30	40	853	525	53,529	5,400	11	-	-	3	-	
8*	30	40	10	1,211	526	39,000	600	9	-	-	-	-	
<b>GEORGIA, SOUTHERN</b>													
1	1	-	-	-	-	2,240	1,697	-	-	-	-	-	
2	18	24	NR	427	67	41,824	1,697	-	-	-	-	-	
3	27	25	NR	672	115	62,134	1,697	-	-	-	-	-	

<sup>4</sup>NI indicates never installed. I indicates installed but never used.

<sup>5</sup>NR indicates not reported or could not be determined.

<sup>6</sup>Motions: G = Granted, D = Denied, P = Pending.

\* This wiretap was terminated during 2000, but was not reported at that time because it was part of an ongoing investigation.

\*\* This wiretap was terminated during 1999 or earlier, but was not reported at that time because it was part of an ongoing investigation.

TABLE A-1  
UNITED STATES DISTRICT COURTS

CALENDAR YEAR 2001

REPORT BY JUDGES OF COURT-AUTHORIZED INTERCEPTS OF WIRE, ORAL, OR ELECTRONIC COMMUNICATIONS  
PURSUANT TO 18 U.S.C. 2519

A.O. Number	Authorizing Official		Offense Specified	Intercept		Date of Application	Authorized Length		
	Judge	Attorney General <sup>1</sup>		Type <sup>2</sup>	Location <sup>3</sup>		Original Order (Days)	Number of Extensions	Total Length (Days)
<b>HAWAII</b>									
1	MOLLWAY	DIGREGORY	NARCOTICS	WC	D	12/28/2000	30	-	30
2	MOLLWAY	DIGREGORY	NARCOTICS	WC	D	01/12/2001	30	-	30
3	MOLLWAY	KEENEY	NARCOTICS	WC	D	02/27/2001	30	-	30
4	EZRA	WARREN	NARCOTICS	WC	D	03/14/2001	30	-	30
5	GILLMOR	SWARTZ	NARCOTICS	WC	D	04/13/2001	30	-	30
6	MOLLWAY	WARREN	NARCOTICS	WC	D	04/17/2001	30	-	30
7	GILLMOR	SWARTZ	NARCOTICS	WS	B	05/21/2001	30	1	60
8	GILLMOR	WARLOW	NARCOTICS	WC	D	06/05/2001	30	1	60
9	GILLMOR	WARREN	NARCOTICS	WC	D	07/11/2001	30	-	30
10	MOLLWAY	MALCOLM	NARCOTICS	WC	D	09/14/2001	30	-	30
11	MOLLWAY	KEENEY	NARCOTICS	WC	D	10/11/2001	30	1	60
12	EZRA	SWARTZ	NARCOTICS	WS,WC	H,D	10/22/2001	30	1	60
11*	MOLLWAY	WARREN	NARCOTICS	WS	H	10/27/2000	30	1	60
<b>ILLINOIS, NORTHERN</b>									
1	ASPEN	KEENEY	NARCOTICS	WC	D	12/13/2000	30	-	30
2	ASPEN	KEENEY	NARCOTICS	OM	H	01/31/2001	30	-	30
3	ASPEN	WARREN	NARCOTICS	OM	H	01/31/2001	30	-	30
4	ASPEN	WARREN	NARCOTICS	WC	D	01/31/2001	30	-	30
5	ASPEN	WARREN	NARCOTICS	WS	H	02/22/2001	30	6	210
6	ASPEN	WARREN	NARCOTICS	WC	D	03/20/2001	30	-	30
7	ASPEN	WARREN	NARCOTICS	WC	D	03/20/2001	30	-	30
8	ASPEN	KEENEY	RACKETEERING	WS,WC	H,D	03/23/2001	30	1	60
9	ASPEN	WARREN	NARCOTICS	WC	D	03/28/2001	30	-	30
10	ASPEN	SWARTZ	NARCOTICS	WC	D	04/09/2001	30	-	30
11	KOCORAS	WARREN	NARCOTICS	WC	D	04/19/2001	30	-	30
12	ASPEN	WARREN	NARCOTICS	WC	D	05/07/2001	30	1	60
13	ASPEN	KEENEY	NARCOTICS	WC	D	05/14/2001	30	-	30
14	ASPEN	KEENEY	NARCOTICS	WC	D	05/18/2001	30	-	30
15	ZAGEL	WARREN	NARCOTICS	WC	D	05/24/2001	30	1	60
16	ZAGEL	SWARTZ	RACKETEERING	WC	D	05/24/2001	30	-	30

<sup>1</sup> The attorney general or designee authorized the filing of the reported applications under the provisions of 18 U.S.C. 2516.

<sup>2</sup> Type: WS = Standard Telephone (Wire), WC = Cellular or Mobile Telephone (Wire), WO = Other (Wire), OM = Microphone (Oral), OO = Other (Oral), ED = Digital Pager (Electronic), EE = Computer or E-Mail (Electronic), EF = Fax Machine (Electronic), EO = Other (Electronic).

<sup>3</sup> Location: H = Personal Residence, B = Business, A = Public Area, D = Portable Device, O = Other Location, R = Roving (Relaxed Specification Order), N = Not Specified.

REPORT BY PROSECUTORS OF COURT-AUTHORIZED INTERCEPTS OF WIRE, ORAL, OR ELECTRONIC COMMUNICATIONS  
PURSUANT TO 18 U.S.C. 2519

A.O. Number	Number of Days in Operation <sup>4</sup>	Average Intercepts per Day	Number of <sup>5</sup>			Costs		Number of					
			Persons Intercepted	Intercepts	Incriminating Intercepts	Total Cost in \$	Other Than Manpower in \$	Arrests	Trials	Motions to Suppress Intercepts <sup>6</sup>			Persons Convicted
										G	D	P	
<b>HAWAII</b>													
1	5	31	16	156	5	4,704	100	RELATED TO NO. 3					
2	30	14	17	412	58	30,192	700	RELATED TO NO. 3					
3	24	46	36	1,094	105	24,812	860	13	-	-	-	-	1
4	30	2	2	56	2	26,929	14,161	-	-	-	-	-	-
5	7	12	8	87	40	6,266	2,010	7	-	-	-	-	-
6	25	32	50	803	74	40,371	390	-	-	-	-	-	-
7	45	47	40	2,126	285	214,770	88,710	31	-	-	-	-	-
8	59	79	54	4,690	664	RELATED TO NO. 7		RELATED TO NO. 7					
9	28	13	11	365	35	RELATED TO NO. 7		RELATED TO NO. 7					
10	21	5	10	95	2	18,465	2,345	-	-	-	-	-	-
11	60	25	154	1,505	225	168,181	1,070	-	-	-	-	-	-
12	51	89	193	4,563	826	78,947	949	32	-	-	-	-	-
11*	60	79	222	4,720	229	74,731	1,000	RELATED TO NO. 3					
<b>ILLINOIS, NORTHERN</b>													
1	29	51	NR	1,485	NR	RELATED TO NO. 29*		RELATED TO NO. 29*					
2	1	1	4	1	1	1,326	-	3	-	-	-	-	-
3	1	1	2	1	1	RELATED TO NO. 2		2	-	-	-	-	-
4	30	34	35	1,028	297	48,571	1,200	-	-	-	-	-	-
5	200	70	NR	14,051	1,773	349,098	10,738	-	-	-	-	-	-
6	9	30	40	266	78	55,809	400	-	-	-	-	-	-
7	30	-	-	-	-	RELATED TO NO. 9		-	-	-	-	-	-
8	44	112	64	4,945	1,790	101,334	2,090	-	-	-	-	-	-
9	28	-	-	-	-	30,447	10,000	-	-	-	-	-	-
10	30	91	160	2,718	331	RELATED TO NO. 6		-	-	-	-	-	-
11	30	5	20	136	59	29,314	-	-	-	-	-	-	-
12	54	66	79	3,573	600	39,779	500	-	-	-	-	-	-
13	30	53	29	1,583	927	58,229	1,225	-	-	-	-	-	-
14	30	13	17	380	147	48,824	1,200	-	-	-	-	-	-
15	43	7	18	309	155	64,015	1,000	3	-	-	-	-	3
16	24	42	44	1,001	455	25,700	240	-	-	-	-	-	-

<sup>4</sup>NI indicates never installed. I indicates installed but never used.

<sup>5</sup>NR indicates not reported or could not be determined.

<sup>6</sup>Motions: G = Granted, D = Denied, P = Pending.

\* This wiretap was terminated during 2000, but was not reported at that time because it was part of an ongoing investigation.

\*\* This wiretap was terminated during 1999 or earlier, but was not reported at that time because it was part of an ongoing investigation.

TABLE A-1  
UNITED STATES DISTRICT COURTS

CALENDAR YEAR 2001

REPORT BY JUDGES OF COURT-AUTHORIZED INTERCEPTS OF WIRE, ORAL, OR ELECTRONIC COMMUNICATIONS  
PURSUANT TO 18 U.S.C. 2519

A.O. Number	Authorizing Official		Offense Specified	Intercept		Date of Application	Authorized Length		
	Judge	Attorney General <sup>1</sup>		Type <sup>2</sup>	Location <sup>3</sup>		Original Order (Days)	Number of Extensions	Total Length (Days)
<b>ILLINOIS, NORTHERN (CONTINUED)</b>									
17	CONLON	SWARTZ	NARCOTICS	WC	D	05/25/2001	30	-	30
18	ASPEN	KEENEY	NARCOTICS	WC	D	05/31/2001	30	1	60
19	ASPEN	KEENEY	NARCOTICS	WC	D	06/05/2001	30	-	30
20	COAR	WARREN	NARCOTICS	WC	D	06/22/2001	30	-	30
21	ASPEN	WARREN	NARCOTICS	WC	D	07/12/2001	30	-	30
22	ASPEN	WARLOW	NARCOTICS	WC	D	07/24/2001	30	-	30
23	ASPEN	SWARTZ	NARCOTICS	WC	D	07/30/2001	30	-	30
24	ASPEN	FISHER	NARCOTICS	WS	H	08/22/2001	30	2	90
25	ASPEN	FISHER	NARCOTICS	WC	D	09/07/2001	30	-	30
26	KOCORAS	SWARTZ	NARCOTICS	WC	D	10/02/2001	30	-	30
27	ASPEN	MALCOLM	NARCOTICS	WC	D	10/15/2001	30	1	60
28	ASPEN	WARREN	EXTORTION	WC	D	10/31/2001	30	-	30
29	ASPEN	SWARTZ	NARCOTICS	WC	D	11/14/2001	30	-	30
30	KOCORAS	MALCOLM	NARCOTICS	WC	D	11/20/2001	30	-	30
31	KOCORAS	MALCOLM	NARCOTICS	WC	D	11/20/2001	30	-	30
32	ASPEN	SWARTZ	EXTORTION	WC	D	11/30/2001	30	-	30
29*	ASPEN	WARREN	NARCOTICS	WC	D	10/19/2000	30	1	60
30*	ASPEN	DIGREGORY	NARCOTICS	OM	H	12/20/2000	30	-	30
<b>INDIANA, NORTHERN</b>									
1	MOODY	DIGREGORY	NARCOTICS	WC	D	12/27/2000	30	2	90
2	MOODY	WARREN	NARCOTICS	WC	D	03/12/2001	30	1	60
3	MOODY	WARREN	NARCOTICS	WS	H	04/12/2001	30	-	30
<b>INDIANA, SOUTHERN</b>									
1	MCKINNEY	WARREN	NARCOTICS	WC	D	03/20/2001	30	2	90
2	HAMILTON	WARREN	NARCOTICS	WC	D	03/22/2001	30	1	60
3	BARKER	KEENEY	NARCOTICS	WC	D	05/09/2001	30	-	30
4	BARKER	WARREN	NARCOTICS	WS,WC	H,D	05/21/2001	30	1	60
5	MCKINNEY	SWARTZ	NARCOTICS	WC	D	06/15/2001	30	1	60
6	TINDER	DOWD	NARCOTICS	ED	D	07/02/2001	30	-	30

<sup>1</sup> The attorney general or designee authorized the filing of the reported applications under the provisions of 18 U.S.C. 2516.

<sup>2</sup> Type: WS = Standard Telephone (Wire), WC = Cellular or Mobile Telephone (Wire), WO = Other (Wire), OM = Microphone (Oral), OO = Other (Oral), ED = Digital Pager (Electronic), EE = Computer or E-Mail (Electronic), EF = Fax Machine (Electronic), EO = Other (Electronic).

<sup>3</sup> Location: H = Personal Residence, B = Business, A = Public Area, D = Portable Device, O = Other Location, R = Roving (Relaxed Specification Order), N = Not Specified.

REPORT BY PROSECUTORS OF COURT-AUTHORIZED INTERCEPTS OF WIRE, ORAL, OR ELECTRONIC COMMUNICATIONS  
PURSUANT TO 18 U.S.C. 2519

A.O. Number	Number of Days in Operation <sup>4</sup>	Average Intercepts per Day	Number of <sup>5</sup>			Costs		Number of					
			Persons Intercepted	Intercepts	Incriminating Intercepts	Total Cost in \$	Other Than Manpower in \$	Arrests	Trials	Motions to Suppress Intercepts <sup>6</sup>			Persons Convicted
										G	D	P	
<b>ILLINOIS, NORTHERN (CONTINUED)</b>													
17	30	1	4	22	4	30,417	10,000	-	-	-	-	-	
18	60	30	58	1,830	260	107,343	1,000	-	-	-	-	-	
19	30	59	48	1,779	690	30,449	10,000	4	-	-	-	-	
20	14	17	22	232	60	12,002	2,850	-	-	-	-	-	
21	30	2	9	49	18	30,527	10,000	-	-	-	-	-	
22	14	95	53	1,326	136	41,433	100	-	-	-	-	-	
23	30	334	308	10,024	2,891	8,493	200	-	-	-	-	-	
24	88	32	28	2,779	370	110,607	574	6	-	-	-	-	
25	14	28	25	395	154	18,562	550	-	-	-	-	-	
26	21	1	3	11	-	16,614	10,000	-	-	-	-	-	
27	46	24	24	1,103	289	58,474	600	6	-	-	-	-	
28	30	9	23	257	64	10,641	1,000	-	-	-	-	-	
29	14	45	10	636	286	19,779	1,200	11	-	-	-	-	
30	29	354	308	10,262	4,086	33,416	200	-	-	-	-	-	
31	30	11	45	326	117	44,223	1,000	-	-	-	-	-	
32	4	61	16	245	74	8,488	650	3	-	-	-	-	
29*	60	141	193	8,459	NR	157,872	2,000	-	-	-	-	-	
30*	1	1	3	1	1	2,133	-	3	-	-	-	-	
<b>INDIANA, NORTHERN</b>													
1	87	122	424	10,591	1,099	RELATED TO NO. 2		RELATED TO NO. 2					
2	60	95	130	5,683	328	310,426	22,350	22	-	-	-	-	
3	9	31	25	277	17	RELATED TO NO. 2		RELATED TO NO. 2					
<b>INDIANA, SOUTHERN</b>													
1	79	48	188	3,811	1,230	RELATED TO NO. 5		RELATED TO NO. 5					
2	58	118	303	6,818	1,141	RELATED TO NO. 6		RELATED TO NO. 6					
3	16	61	49	983	69	RELATED TO NO. 5		RELATED TO NO. 5					
4	58	123	296	7,133	693	RELATED TO NO. 6		RELATED TO NO. 6					
5	57	72	130	4,124	789	173,519	8,565	43	-	-	-	-	
6	30	NR	NR	NR	NR	244,002	5,861	31	-	-	-	-	

<sup>4</sup>NI indicates never installed. I indicates installed but never used.

<sup>5</sup>NR indicates not reported or could not be determined.

<sup>6</sup>Motions: G = Granted, D = Denied, P = Pending.

\* This wiretap was terminated during 2000, but was not reported at that time because it was part of an ongoing investigation.

\*\* This wiretap was terminated during 1999 or earlier, but was not reported at that time because it was part of an ongoing investigation.

TABLE A-1  
UNITED STATES DISTRICT COURTS

CALENDAR YEAR 2001

REPORT BY JUDGES OF COURT-AUTHORIZED INTERCEPTS OF WIRE, ORAL, OR ELECTRONIC COMMUNICATIONS  
PURSUANT TO 18 U.S.C. 2519

A.O. Number	Authorizing Official		Offense Specified	Intercept		Date of Application	Authorized Length		
	Judge	Attorney General <sup>1</sup>		Type <sup>2</sup>	Location <sup>3</sup>		Original Order (Days)	Number of Extensions	Total Length (Days)
<b>INDIANA, SOUTHERN (CONTINUED)</b>									
7	YOUNG	KEENEY	NARCOTICS	WC	D	09/27/2001	30	-	30
8	YOUNG	KEENEY	NARCOTICS	WC	D	10/26/2001	30	-	30
9	TINDER	KEENEY	NARCOTICS	OM	B	11/16/2001	30	-	30
<b>KANSAS</b>									
1	VANBEBBER	WARREN	NARCOTICS	WS	H	02/15/2001	30	-	30
2	MARTEN	KEENEY	NARCOTICS	WC	D	02/16/2001	30	-	30
3	VANBEBBER	KEENEY	NARCOTICS	WS,WC	H,D	03/27/2001	30	1	60
4	MARTEN	KEENEY	NARCOTICS	WC	D	05/30/2001	30	1	60
5	MARTEN	WARLOW	NARCOTICS	WC	D	07/13/2001	30	2	90
6	MARTEN	WARREN	NARCOTICS	WC	D	07/25/2001	30	2	90
7	MARTEN	KEENEY	NARCOTICS	WC	D	08/23/2001	30	1	60
<b>KENTUCKY, EASTERN</b>									
1	FORESTER	KEENEY	NARCOTICS	WC	D	02/20/2001	30	2	90
2	FORESTER	WARREN	NARCOTICS	WC	D	03/26/2001	30	-	30
<b>KENTUCKY, WESTERN</b>									
1*	SIMPSON	KEENEY	NARCOTICS	WC	D	12/01/2000	30	-	30
<b>LOUISIANA, EASTERN</b>									
1	CLEMENT	WARREN	FRAUD	WS	B	12/19/2000	30	2	90
2	CLEMENT	WARREN	FRAUD	EF	B	02/22/2001	30	-	30
3	BARBIER	WARREN	NARCOTICS	WC	D	04/11/2001	30	-	30
4	PORTEOUS	WARREN	NARCOTICS	WC	D	04/20/2001	30	-	30
5	BARBIER	KEENEY	NARCOTICS	WS	H	04/24/2001	30	-	30
6	PORTEOUS	WARLOW	NARCOTICS	WC	D	06/06/2001	30	-	30
7	LEMELLE	SWARTZ	NARCOTICS	WC	D	06/11/2001	30	-	30
8	FALLON	WARREN	NARCOTICS	WC	D	07/27/2001	30	2	90
9	LEMELLE	WARREN	NARCOTICS	WC	D	08/06/2001	30	1	60
10	FALLON	FISHER	NARCOTICS	WC	D	08/20/2001	30	-	30
11	BARBIER	MALCOLM	NARCOTICS	WS	H	08/30/2001	30	1	60
12	DUVAL	MALCOLM	NARCOTICS	WC	D	09/21/2001	30	1	60

<sup>1</sup> The attorney general or designee authorized the filing of the reported applications under the provisions of 18 U.S.C. 2516.

<sup>2</sup> Type: WS = Standard Telephone (Wire), WC = Cellular or Mobile Telephone (Wire), WO = Other (Wire), OM = Microphone (Oral), OO = Other (Oral), ED = Digital Pager (Electronic), EE = Computer or E-Mail (Electronic), EF = Fax Machine (Electronic), EO = Other (Electronic).

<sup>3</sup> Location: H = Personal Residence, B = Business, A = Public Area, D = Portable Device, O = Other Location, R = Roving (Relaxed Specification Order), N = Not Specified.

REPORT BY PROSECUTORS OF COURT-AUTHORIZED INTERCEPTS OF WIRE, ORAL, OR ELECTRONIC COMMUNICATIONS  
PURSUANT TO 18 U.S.C. 2519

A.O. Number	Number of Days in Operation <sup>4</sup>	Average Intercepts per Day	Number of <sup>5</sup>			Costs		Number of					
			Persons Intercepted	Intercepts	Incriminating Intercepts	Total Cost in \$	Other Than Manpower in \$	Arrests	Trials	Motions to Suppress Intercepts <sup>6</sup>			Persons Convicted
										G	D	P	
<b>INDIANA, SOUTHERN (CONTINUED)</b>													
7	30	40	30	1,188	750	5,800	1,000	12	-	-	-	-	-
8	20	87	45	1,741	900	3,000	600	-	-	-	-	-	-
9	2	2	2	4	4	3,304	-	7	-	-	-	-	-
<b>KANSAS</b>													
1	8	16	22	130	8	29,654	-	-	-	-	-	-	-
2	1	-	-	-	-	18,979	3,000	-	-	-	-	-	-
3	59	42	121	2,489	544	73,474	3,183	3	-	-	-	-	-
4	59	43	16	2,531	1,530	149,711	8,000	3	-	-	-	-	-
5	86	34	13	2,912	1,647	RELATED TO NO. 6		RELATED TO NO. 6					
6	88	37	18	3,214	1,522	229,578	20,000	6	-	-	-	-	-
7	59	9	7	549	128	129,718	10,000	RELATED TO NO. 6					
<b>KENTUCKY, EASTERN</b>													
1	65	92	548	5,986	1,189	108,276	18,046	21	-	-	-	-	-
2	30	24	64	731	44	18,137	1,189	5	-	-	-	-	4
<b>KENTUCKY, WESTERN</b>													
1*	15	59	135	883	96	54,291	1,395	-	-	-	-	-	-
<b>LOUISIANA, EASTERN</b>													
1	88	116	813	10,164	100	60,429	11,545	-	-	-	-	-	-
2	30	NR	NR	NR	NR	RELATED TO NO. 1		-	-	-	-	-	-
3	30	29	18	866	111	32,958	1,540	-	-	-	-	-	-
4	30	69	126	2,066	371	8,311	2,200	-	-	-	-	-	-
5	30	131	49	3,934	1,336	1,540	1,540	-	-	-	-	-	-
6	10	12	10	117	16	24,774	2,000	-	-	-	-	-	-
7	17	21	10	358	49	22,472	560	-	-	-	-	-	-
8	85	120	523	10,158	2,061	146,260	1,770	-	-	-	-	-	-
9	60	107	147	6,400	565	110,383	1,475	-	-	-	-	-	-
10	27	110	64	2,978	49	7,067	350	4	-	-	-	-	-
11	29	79	60	2,285	187	8,660	4,000	-	-	-	-	-	-
12	58	41	288	2,396	592	88,666	3,965	2	-	-	-	-	-

<sup>4</sup>NI indicates never installed. I indicates installed but never used.

<sup>5</sup>NR indicates not reported or could not be determined.

<sup>6</sup>Motions: G = Granted, D = Denied, P = Pending.

\* This wiretap was terminated during 2000, but was not reported at that time because it was part of an ongoing investigation.

\*\* This wiretap was terminated during 1999 or earlier, but was not reported at that time because it was part of an ongoing investigation.



TABLE A-1  
UNITED STATES DISTRICT COURTS

CALENDAR YEAR 2001

REPORT BY JUDGES OF COURT-AUTHORIZED INTERCEPTS OF WIRE, ORAL, OR ELECTRONIC COMMUNICATIONS  
PURSUANT TO 18 U.S.C. 2519

A.O. Number	Authorizing Official		Offense Specified	Intercept		Date of Application	Authorized Length		
	Judge	Attorney General <sup>1</sup>		Type <sup>2</sup>	Location <sup>3</sup>		Original Order (Days)	Number of Extensions	Total Length (Days)
<b>LOUISIANA, EASTERN (CONTINUED)</b>									
12*	LEMELLE	KEENEY	NARCOTICS	WC	D	09/15/2000	30	-	30
13*	FELDMAN	WARREN	NARCOTICS	WC	D	10/17/2000	30	1	60
<b>LOUISIANA, WESTERN</b>									
1	STAGG	KEENEY	NARCOTICS	WC	D	12/04/2000	30	-	30
2	STAGG	KEENEY	NARCOTICS	WC	D	01/24/2001	30	-	30
3	STAGG	KEENEY	NARCOTICS	WC	D	07/31/2001	30	-	30
4	JAMES	WARLOW	NARCOTICS	WC	D	08/16/2001	30	-	30
5	JAMES	WARREN	NARCOTICS	WC	D	10/09/2001	30	-	30
688**	HAIK	KEENEY	HOSTAGE TAKING	WS	O	12/16/1999	30	-	30
689**	HAIK	KEENEY	HOSTAGE TAKING	OM	O	12/16/1999	30	-	30
<b>MARYLAND</b>									
1	NICKERSON	WARREN	NARCOTICS	OM	O	02/07/2001	30	1	60
2	DAVIS	KEENEY	NARCOTICS	WC	D	02/08/2001	30	2	90
3	DAVIS	KEENEY	NARCOTICS	WC	D	02/28/2001	30	1	60
4	WILLIAMS	SWARTZ	NARCOTICS	WC	D	05/16/2001	30	-	30
5	WILLIAMS	WARLOW	NARCOTICS	WC	D	07/02/2001	30	-	30
6	CHASANOW	FISHER	NARCOTICS	WS,WC	H,D	08/21/2001	30	1	60
7	BLAKE	MALCOLM	NARCOTICS	WC	D	09/20/2001	30	1	60
8	CHASANOW	WARREN	NARCOTICS	WC	D	09/20/2001	30	2	90
9	CHASANOW	WARREN	NARCOTICS	WC	D	10/12/2001	30	1	60
6*	SMALKIN	WARREN	NARCOTICS	WS,ED	H,D	10/02/2000	30	1	60
7*	CHASANOW	KEENEY	NARCOTICS	WC	D	11/22/2000	30	-	30
<b>MASSACHUSETTS</b>									
1	HARRINGTON	KEENEY	NARCOTICS	WS,ED	H,D	02/16/2001	30	1	60
2	HARRINGTON	KEENEY	NARCOTICS	WC,ED	D	03/01/2001	30	1	60
3	HARRINGTON	KEENEY	NARCOTICS	WC	D	03/21/2001	30	-	30
4	STEARNS	WARREN	NARCOTICS	WC	D	03/26/2001	30	-	30
5	HARRINGTON	SWARTZ	NARCOTICS	WC	D	04/24/2001	30	-	30
6	STEARNS	KEENEY	NARCOTICS	WS	H	05/22/2001	30	1	60

<sup>1</sup> The attorney general or designee authorized the filing of the reported applications under the provisions of 18 U.S.C. 2516.

<sup>2</sup> Type: WS = Standard Telephone (Wire), WC = Cellular or Mobile Telephone (Wire), WO = Other (Wire), OM = Microphone (Oral), OO = Other (Oral), ED = Digital Pager (Electronic), EE = Computer or E-Mail (Electronic), EF = Fax Machine (Electronic), EO = Other (Electronic).

<sup>3</sup> Location: H = Personal Residence, B = Business, A = Public Area, D = Portable Device, O = Other Location, R = Roving (Relaxed Specification Order), N = Not Specified.

REPORT BY PROSECUTORS OF COURT-AUTHORIZED INTERCEPTS OF WIRE, ORAL, OR ELECTRONIC COMMUNICATIONS  
PURSUANT TO 18 U.S.C. 2519

A.O. Number	Number of Days in Operation <sup>4</sup>	Average Intercepts per Day	Number of <sup>5</sup>			Costs		Number of					
			Persons Intercepted	Intercepts	Incriminating Intercepts	Total Cost in \$	Other Than Manpower in \$	Arrests	Trials	Motions to Suppress Intercepts <sup>6</sup>			Persons Convicted
										G	D	P	
<b>LOUISIANA, EASTERN (CONTINUED)</b>													
12*	13	113	69	1,466	234	18,565	1,240	2	-	-	-	-	-
13*	50	89	380	4,452	108	69,794	1,750	-	-	-	-	-	-
<b>LOUISIANA, WESTERN</b>													
1	30	10	10	292	2	23,171	2,850	-	-	-	-	-	-
2	30	180	95	5,412	449	76,083	1,700	20	-	1	-	-	5
3	29	85	71	2,478	307	70,496	1,700	4	-	-	-	-	-
4	24	125	126	3,006	349	47,540	1,689	9	-	-	-	-	3
5	12	35	4	421	43	23,625	1,595	-	-	-	-	-	-
688**	3	-	-	-	-	RELATED TO NO. 689		RELATED TO NO. 689					
689**	3	201	NR	603	29	14,044	8,330	9	-	-	-	-	-
<b>MARYLAND</b>													
1	6	6	11	33	-	72,083	600	-	-	-	-	-	-
2	88	25	145	2,192	1,105	219,197	11,380	5	-	-	-	-	-
3	58	30	64	1,763	452	147,270	10,300	2	-	-	-	-	-
4	30	23	56	699	204	214,108	950	-	-	-	-	-	-
5	9	16	17	146	107	61,256	225	-	-	-	-	-	-
6	60	15	253	880	186	194,040	6,480	26	-	-	-	-	-
7	58	131	720	7,611	839	115,750	3,000	20	-	-	-	-	-
8	59	22	248	1,308	726	RELATED TO NO. 6		RELATED TO NO. 6					
9	37	20	137	729	126	RELATED TO NO. 6		RELATED TO NO. 6					
6*	60	22	19	1,327	72	295,500	2,500	3	-	-	-	-	-
7*	30	28	22	855	238	23,608	1,500	8	-	-	-	1	4
<b>MASSACHUSETTS</b>													
1	46	150	104	6,883	1,754	263,832	65,700	9	-	-	-	-	-
2	55	77	40	4,245	4,200	125,000	5,000	6	-	-	-	-	-
3	19	-	-	-	-	RELATED TO NO. 1		RELATED TO NO. 1					
4	24	22	33	517	159	336,671	4,588	12	-	-	-	-	-
5	20	11	15	212	195	8,500	3,500	-	-	-	-	-	-
6	56	53	26	2,973	239	777,371	2,510	12	-	-	-	-	-

<sup>4</sup>NI indicates never installed. I indicates installed but never used.

<sup>5</sup>NR indicates not reported or could not be determined.

<sup>6</sup>Motions: G = Granted, D = Denied, P = Pending.

\* This wiretap was terminated during 2000, but was not reported at that time because it was part of an ongoing investigation.

\*\* This wiretap was terminated during 1999 or earlier, but was not reported at that time because it was part of an ongoing investigation.

TABLE A-1  
UNITED STATES DISTRICT COURTS

CALENDAR YEAR 2001

REPORT BY JUDGES OF COURT-AUTHORIZED INTERCEPTS OF WIRE, ORAL, OR ELECTRONIC COMMUNICATIONS  
PURSUANT TO 18 U.S.C. 2519

A.O. Number	Authorizing Official		Offense Specified	Intercept		Date of Application	Authorized Length		
	Judge	Attorney General <sup>1</sup>		Type <sup>2</sup>	Location <sup>3</sup>		Original Order (Days)	Number of Extensions	Total Length (Days)
<b>MASSACHUSETTS (CONTINUED)</b>									
7	HARRINGTON	FISHER	NARCOTICS	WS,WC	H,D	08/14/2001	30	-	30
8	ZOBEL	WARREN	NARCOTICS	WC	D	08/23/2001	30	-	30
9	TAURO	FISHER	MURDER	EO	O	09/18/2001	30	-	30
<b>MICHIGAN, EASTERN</b>									
1	DUGGAN	WARREN	NARCOTICS	WC	D	11/17/2000	30	2	90
2	EDMUNDS	KEENEY	NARCOTICS	WC	D	02/06/2001	30	1	60
3	TARNOW	WARREN	\$LAUNDERING	WS,WC	B,D	03/23/2001	30	1	60
4	CLELAND	SWARTZ	RACKETEERING	OM	B	03/28/2001	30	2	90
5	CLELAND	ASHCROFT	RACKETEERING	WS,WC	H,D	03/28/2001	30	-	30
6	CLELAND	SWARTZ	RACKETEERING	WS,WC,EF	H,B,D	03/28/2001	30	3	120
7	EDMUNDS	SWARTZ	NARCOTICS	WC	D	05/08/2001	30	1	60
8	O'MEARA	KEENEY	NARCOTICS	WC	D	08/07/2001	30	2	90
9	CLELAND	WARREN	NARCOTICS	WC	D	08/09/2001	30	2	90
10	HOOD	MALCOLM	NARCOTICS	WC	D	08/27/2001	30	1	60
<b>MINNESOTA</b>									
1	MONTGOMERY	KEENEY	NARCOTICS	WC	D	04/20/2001	30	-	30
2	MONTGOMERY	KEENEY	NARCOTICS	WC	D	05/21/2001	30	-	30
3	KYLE	KEENEY	NARCOTICS	WC	D	07/16/2001	30	-	30
4	KYLE	FISHER	NARCOTICS	WS,WC	H,D	08/06/2001	30	2	90
5	KYLE	WARREN	NARCOTICS	WC	D	08/07/2001	30	1	60
6	KYLE	WARREN	NARCOTICS	WS,WC	H,D	08/24/2001	30	1	60
7	KYLE	MALCOLM	NARCOTICS	WC	D	10/05/2001	30	-	30
<b>MISSOURI, EASTERN</b>									
1	LIMBAUGH	WARREN	RACKETEERING	WS,WC	H,D	01/26/2001	30	-	30
2	STOHR	KEENEY	NARCOTICS	WC	D	01/29/2001	30	1	60
3	SHAW	WARREN	NARCOTICS	WC,ED	D	03/08/2001	30	2	90
4	SHAW	WARREN	NARCOTICS	WC	D	03/19/2001	30	1	60
5	STOHR	SWARTZ	NARCOTICS	WS	H	03/23/2001	30	-	30
6	STOHR	WARREN	NARCOTICS	WC	D	04/10/2001	30	-	30
7	PERRY	WARREN	NARCOTICS	WC	D	04/18/2001	30	-	30

<sup>1</sup> The attorney general or designee authorized the filing of the reported applications under the provisions of 18 U.S.C. 2516.

<sup>2</sup> Type: WS = Standard Telephone (Wire), WC = Cellular or Mobile Telephone (Wire), WO = Other (Wire), OM = Microphone (Oral), OO = Other (Oral), ED = Digital Pager (Electronic), EE = Computer or E-Mail (Electronic), EF = Fax Machine (Electronic), EO = Other (Electronic).

<sup>3</sup> Location: H = Personal Residence, B = Business, A = Public Area, D = Portable Device, O = Other Location, R = Roving (Relaxed Specification Order), N = Not Specified.

TABLE A-1  
UNITED STATES DISTRICT COURTS

CALENDAR YEAR 2001

REPORT BY PROSECUTORS OF COURT-AUTHORIZED INTERCEPTS OF WIRE, ORAL, OR ELECTRONIC COMMUNICATIONS  
PURSUANT TO 18 U.S.C. 2519

A.O. Number	Number of Days in Operation <sup>4</sup>	Average Intercepts per Day	Number of <sup>5</sup>			Costs		Number of					
			Persons Intercepted	Intercepts	Incriminating Intercepts	Total Cost in \$	Other Than Manpower in \$	Arrests	Trials	Motions to Suppress Intercepts <sup>6</sup>			Persons Convicted
										G	D	P	
<b>MASSACHUSETTS (CONTINUED)</b>													
7	30	26	40	792	645	27,100	2,100	6	-	-	-	-	-
8	17	28	7	472	209	31,386	500	12	-	-	-	-	-
9	1	14	1	14	12	704	-	-	-	-	-	-	-
<b>MICHIGAN, EASTERN</b>													
1	90	29	50	2,570	505	65,936	1,550	-	-	-	-	-	-
2	52	73	18	3,804	366	39,724	1,050	-	-	-	-	-	-
3	58	109	40	6,343	1,226	103,818	1,150	1	-	-	-	-	-
4	67	1	11	51	5	RELATED TO NO. 6		-	-	-	-	-	-
5	29	18	25	528	30	RELATED TO NO. 6		-	-	-	-	-	-
6	120	35	762	4,167	224	290,356	12,610	-	-	-	-	-	-
7	57	38	66	2,140	290	44,217	1,050	-	-	-	-	-	-
8	86	77	379	6,609	776	-	-	-	-	-	-	-	-
9	90	139	214	12,473	2,241	67,548	1,600	-	-	-	-	-	-
10	53	65	146	3,449	344	77,675	1,000	15	-	-	-	-	-
<b>MINNESOTA</b>													
1	30	8	35	238	128	88,279	3,500	-	-	-	-	-	-
2	15	8	8	113	68	43,298	1,500	-	-	-	-	-	-
3	18	12	21	212	100	20,115	500	-	-	-	-	-	-
4	90	158	810	14,200	469	521,369	28,000	-	-	-	-	-	-
5	45	8	18	373	123	84,613	1,000	-	-	-	-	-	-
6	36	58	229	2,098	213	RELATED TO NO. 4		-	-	-	-	-	-
7	23	19	48	429	51	RELATED TO NO. 4		-	-	-	-	-	-
<b>MISSOURI, EASTERN</b>													
1	7	56	28	391	26	9,890	240	-	-	-	-	-	-
2	60	26	230	1,558	211	1,750	1,750	-	-	-	-	-	-
3	90	38	150	3,416	517	43,200	2,700	-	-	-	-	-	-
4	48	64	88	3,051	208	86,887	70	-	-	-	-	-	-
5	30	29	183	863	65	235	235	-	-	-	-	-	-
6	30	31	200	936	183	227,886	1,000	-	-	-	-	-	-
7	30	1	5	24	1	15,600	2,100	-	-	-	-	-	-

<sup>4</sup>NI indicates never installed. I indicates installed but never used.

<sup>5</sup>NR indicates not reported or could not be determined.

<sup>6</sup>Motions: G = Granted, D = Denied, P = Pending.

\* This wiretap was terminated during 2000, but was not reported at that time because it was part of an ongoing investigation.

\*\* This wiretap was terminated during 1999 or earlier, but was not reported at that time because it was part of an ongoing investigation.

TABLE A-1  
UNITED STATES DISTRICT COURTS

CALENDAR YEAR 2001

REPORT BY JUDGES OF COURT-AUTHORIZED INTERCEPTS OF WIRE, ORAL, OR ELECTRONIC COMMUNICATIONS  
PURSUANT TO 18 U.S.C. 2519

A.O. Number	Authorizing Official		Offense Specified	Intercept		Date of Application	Authorized Length		
	Judge	Attorney General <sup>1</sup>		Type <sup>2</sup>	Location <sup>3</sup>		Original Order (Days)	Number of Extensions	Total Length (Days)
<b>MISSOURI, EASTERN (CONTINUED)</b>									
8	PERRY	WARREN	NARCOTICS	WC	D	04/30/2001	30	-	30
9	WEBBER	SWARTZ	NARCOTICS	WC	D	05/14/2001	30	-	30
10	WEBBER	KEENEY	NARCOTICS	WC	D	05/25/2001	30	1	60
11	LIMBAUGH	KEENEY	NARCOTICS	WC	D	06/22/2001	30	-	30
12	LIMBAUGH	FISHER	NARCOTICS	WC	D	08/03/2001	30	-	30
13	JACKSON	WARREN	FRAUD	WS,WC	B,D	09/14/2001	30	1	60
14	JACKSON	WARREN	FRAUD	WC	D	11/02/2001	30	-	30
<b>MISSOURI, WESTERN</b>									
1	LAUGHREY	WARREN	FRAUD	WS,WC,EF	H,B,D	03/01/2001	30	1	60
2	GAITAN	KEENEY	RACKETEERING	OM	O	03/21/2001	30	2	90
3	GAITAN	WARREN	NARCOTICS	WS,WC	H,D	06/01/2001	30	-	30
4	FENNER	KEENEY	NARCOTICS	WC	D	06/27/2001	30	-	30
<b>NEBRASKA</b>									
1	KOPF	WARREN	NARCOTICS	WS,WC	H,D	01/31/2001	30	1	60
2	KOPF	SWARTZ	NARCOTICS	WC	D	10/09/2001	30	-	30
<b>NEVADA</b>									
1	DAWSON	WARREN	NARCOTICS	WS	H	11/17/2000	30	3	120
2	DAWSON	KEENEY	NARCOTICS	WC	D	11/27/2000	30	1	60
3	GEORGE	KEENEY	NARCOTICS	WC	D	02/02/2001	30	-	30
4	PRO	KEENEY	NARCOTICS	WC	D	04/04/2001	30	-	30
5	DAWSON	WARREN	NARCOTICS	WS,WC	H,D	04/17/2001	30	-	30
6	GEORGE	WARLOW	NARCOTICS	WS,WC	H,D	07/05/2001	30	-	30
7	HUNT	SWARTZ	FRAUD	OM	B	09/06/2001	30	2	90
14*	HUNT	GERSHEL	NARCOTICS	WC	D	10/06/2000	30	1	60
<b>NEW JERSEY</b>									
1	LIFLAND	DIGREGORY	FRAUD	OM	B	03/03/2000	30	11	360
2	BISSELL	WARREN	RACKETEERING	WC	D	10/23/2000	30	2	90
3	BISSELL	DIGREGORY	RACKETEERING	WC	D	10/25/2000	30	2	90
4	LIFLAND	WARREN	FRAUD	WS	H	12/26/2000	30	3	120
5	LECHNER	KEENEY	FIREARMS	OM	O	02/02/2001	30	-	30

<sup>1</sup> The attorney general or designee authorized the filing of the reported applications under the provisions of 18 U.S.C. 2516.

<sup>2</sup> Type: WS = Standard Telephone (Wire), WC = Cellular or Mobile Telephone (Wire), WO = Other (Wire), OM = Microphone (Oral), OO = Other (Oral), ED = Digital Pager (Electronic), EE = Computer or E-Mail (Electronic), EF = Fax Machine (Electronic), EO = Other (Electronic).

<sup>3</sup> Location: H = Personal Residence, B = Business, A = Public Area, D = Portable Device, O = Other Location, R = Roving (Relaxed Specification Order), N = Not Specified.

REPORT BY PROSECUTORS OF COURT-AUTHORIZED INTERCEPTS OF WIRE, ORAL, OR ELECTRONIC COMMUNICATIONS  
PURSUANT TO 18 U.S.C. 2519

A.O. Number	Number of Days in Operation <sup>4</sup>	Average Intercepts per Day	Number of <sup>5</sup>			Costs		Number of					
			Persons Intercepted	Intercepts	Incriminating Intercepts	Total Cost in \$	Other Than Manpower in \$	Arrests	Trials	Motions to Suppress Intercepts <sup>6</sup>			Persons Convicted
										G	D	P	
<b>MISSOURI, EASTERN (CONTINUED)</b>													
8	30	8	24	230	10	15,000	-	3	-	-	-	-	-
9	30	35	150	1,044	186	15,600	2,100	-	-	-	-	-	-
10	58	43	1,800	2,468	360	15,300	-	14	-	-	-	-	-
11	30	27	450	808	150	RELATED TO NO. 10		RELATED TO NO. 10					
12	30	4	8	106	4	75,000	-	RELATED TO NO. 10					
13	60	525	NR	31,477	2,479	179,720	1,080	-	-	-	-	-	-
14	25	85	NR	2,114	118	RELATED TO NO. 13		-	-	-	-	-	-
<b>MISSOURI, WESTERN</b>													
1	56	129	1,612	7,201	3,653	104,938	3,547	-	-	-	-	-	-
2	10	NR	3	NR	NR	36,872	2,531	-	-	-	-	-	-
3	29	38	58	1,096	166	96,142	1,044	15	-	-	-	-	-
4	I	-	-	-	-	1,000	1,000	-	-	-	-	-	-
<b>NEBRASKA</b>													
1	58	60	40	3,500	475	137,923	3,000	13	-	1	16	11	-
2	27	42	22	1,135	244	36,177	10,000	5	-	-	-	-	-
<b>NEVADA</b>													
1	112	165	75	18,500	1,200	69,537	536	2	-	-	-	-	-
2	46	33	39	1,504	361	10,740	2,000	1	-	-	-	-	-
3	30	9	10	261	32	20,019	2,900	1	-	-	-	-	-
4	16	8	23	129	-	13,258	1,500	-	-	-	-	-	-
5	30	36	45	1,076	306	45,420	2,200	-	-	-	-	-	-
6	15	96	22	1,447	184	7,696	5,636	-	-	-	-	-	-
7	90	25	24	2,227	486	73,474	23,500	-	-	-	-	-	-
14*	45	44	29	1,991	365	10,491	1,800	-	-	-	-	-	-
<b>NEW JERSEY</b>													
1	300	75	150	22,614	1,952	77,838	5,340	-	-	-	-	-	-
2	60	41	82	2,481	585	20,220	3,700	-	-	-	-	-	-
3	90	38	100	3,439	835	113,955	6,800	-	-	-	-	-	-
4	117	35	65	4,046	403	8,816	1,348	-	-	-	-	-	-
5	2	130	4	260	14	15,854	1,864	-	-	-	-	-	-

<sup>4</sup>NI indicates never installed. I indicates installed but never used.

<sup>5</sup>NR indicates not reported or could not be determined.

<sup>6</sup>Motions: G = Granted, D = Denied, P = Pending.

\* This wiretap was terminated during 2000, but was not reported at that time because it was part of an ongoing investigation.

\*\* This wiretap was terminated during 1999 or earlier, but was not reported at that time because it was part of an ongoing investigation.

REPORT BY JUDGES OF COURT-AUTHORIZED INTERCEPTS OF WIRE, ORAL, OR ELECTRONIC COMMUNICATIONS  
PURSUANT TO 18 U.S.C. 2519

A.O. Number	Authorizing Official		Offense Specified	Intercept		Date of Application	Authorized Length		
	Judge	Attorney General <sup>1</sup>		Type <sup>2</sup>	Location <sup>3</sup>		Original Order (Days)	Number of Extensions	Total Length (Days)
<b>NEW JERSEY (CONTINUED)</b>									
6	LECHNER	WARREN	NARCOTICS	WS,WC	H,D	02/14/2001	30	2	90
7	CAVANAUGH	KEENEY	NARCOTICS	WC	D	03/02/2001	30	-	30
8	CAVANAUGH	WARREN	FIREARMS	OM	O	03/02/2001	30	-	30
9	IRENAS	KEENEY	NARCOTICS	WC	D	03/14/2001	30	-	30
10	LIFLAND	WARREN	\$LAUNDERING	WS	H	03/21/2001	30	1	60
11	LECHNER	KEENEY	NARCOTICS	WC	D	03/23/2001	30	-	30
12	LIFLAND	WARREN	NARCOTICS	WC	D	04/02/2001	30	-	30
13	SIMANDLE	KEENEY	NARCOTICS	WC	D	04/30/2001	30	-	30
14	IRENAS	SWARTZ	NARCOTICS	WC	D	05/23/2001	30	-	30
15	POLITAN	KEENEY	RACKETEERING	WS,WC	H,D	07/30/2001	30	-	30
16	BASSLER	FISHER	TERRORISM	WC	D	09/26/2001	30	-	30
<b>NEW MEXICO</b>									
1	HANSEN	KEENEY	NARCOTICS	WC	D	12/27/2000	30	-	30
2	CONWAY	KEENEY	NARCOTICS	WC	D	08/22/2001	30	1	60
<b>NEW YORK, EASTERN</b>									
1	JOHNSON	WARREN	NARCOTICS	WS	H	08/24/2000	30	4	150
2	TRAGER	DIGREGORY	RACKETEERING	WC	D	08/31/2000	30	5	180
3	HURLEY	WARREN	NARCOTICS	WC	D	10/26/2000	30	3	120
4	MUKASEY	WARREN	NARCOTICS	WS	H	11/07/2000	30	1	60
5	TRAGER	WARREN	THEFT	WC	D	01/29/2001	30	-	30
6	SPATT	WARREN	RACKETEERING	WC	D	02/12/2001	30	1	60
7	BLOCK	WARREN	NARCOTICS	WC	D	02/15/2001	30	2	90
8	LECHNER	KEENEY	NARCOTICS	WS	H	02/21/2001	30	-	30
9	TRAGER	KEENEY	THEFT	WC	D	02/22/2001	30	-	30
10	TRAGER	KEENEY	RACKETEERING	WS,OM	B	02/24/2001	30	1	60
11	GERSHON	WARREN	FIREARMS	OM	H	03/01/2001	30	-	30
12	GLEESON	WARREN	NARCOTICS	WS	H	03/09/2001	30	2	90
13	BLOCK	WARREN	NARCOTICS	WC	D	03/12/2001	30	2	90
14	BLOCK	KEENEY	NARCOTICS	WC	D	05/11/2001	30	1	60
15	DEARIE	KEENEY	NARCOTICS	WS	H	05/15/2001	30	-	30

<sup>1</sup> The attorney general or designee authorized the filing of the reported applications under the provisions of 18 U.S.C. 2516.

<sup>2</sup> Type: WS = Standard Telephone (Wire), WC = Cellular or Mobile Telephone (Wire), WO = Other (Wire), OM = Microphone (Oral), OO = Other (Oral), ED = Digital Pager (Electronic), EE = Computer or E-Mail (Electronic), EF = Fax Machine (Electronic), EO = Other (Electronic).

<sup>3</sup> Location: H = Personal Residence, B = Business, A = Public Area, D = Portable Device, O = Other Location, R = Roving (Relaxed Specification Order), N = Not Specified.

REPORT BY PROSECUTORS OF COURT-AUTHORIZED INTERCEPTS OF WIRE, ORAL, OR ELECTRONIC COMMUNICATIONS  
PURSUANT TO 18 U.S.C. 2519

A.O. Number	Number of Days in Operation <sup>4</sup>	Average Intercepts per Day	Number of <sup>5</sup>			Costs		Number of					
			Persons Intercepted	Intercepts	Incriminating Intercepts	Total Cost in \$	Other Than Manpower in \$	Arrests	Trials	Motions to Suppress Intercepts <sup>6</sup>			Persons Convicted
										G	D	P	
<b>NEW JERSEY (CONTINUED)</b>													
6	80	62	7	4,960	92	62,500	8,500	15	-	-	-	-	-
7	25	11	22	271	85	12,304	1,500	5	-	-	-	-	2
8	2	138	3	277	9	15,909	1,864	-	-	-	-	-	-
9	28	65	133	1,820	238	114,000	7,600	RELATED TO NO. 13					
10	57	148	130	8,451	6,053	11,290	4,985	-	-	-	-	-	-
11	23	95	3	2,195	96	55,000	1,000	-	-	-	-	-	-
12	30	36	52	1,088	110	78,301	5,800	-	-	-	-	-	-
13	30	114	164	3,419	725	137,750	8,550	22	-	-	-	-	11
14	14	38	31	525	61	56,746	3,546	RELATED TO NO. 13					
15	30	44	142	1,333	124	144,948	36,000	-	-	-	-	-	-
16	15	-	2	2	-	4,844	2,000	-	-	-	-	-	-
<b>NEW MEXICO</b>													
1	28	43	24	1,204	20	18,430	2,000	-	-	-	-	-	-
2	60	46	117	2,781	105	23,293	1,200	-	-	-	-	-	-
<b>NEW YORK, EASTERN</b>													
1	140	29	20	4,037	485	128,332	11,666	16	-	-	-	-	10
2	133	16	101	2,112	425	131,899	300	-	-	-	-	-	-
3	120	59	40	7,051	2,347	380,000	220,000	15	-	-	-	-	-
4	60	22	10	1,321	97	55,000	5,000	3	-	-	-	-	-
5	30	67	26	2,006	118	5,895	1,000	10	-	-	-	-	-
6	60	36	26	2,156	149	56,018	1,000	-	-	-	-	-	-
7	87	101	60	8,769	2,089	4,500	4,500	RELATED TO NO. 13					
8	30	17	25	515	43	21,986	8,465	-	-	-	-	-	-
9	30	55	9	1,646	146	RELATED TO NO. 5		RELATED TO NO. 5					
10	40	37	32	1,497	95	26,661	400	-	-	-	-	-	-
11	26	71	3	1,834	111	163,213	-	-	-	-	-	-	-
12	77	62	25	4,800	185	88,500	-	-	-	-	-	-	-
13	90	26	120	2,314	730	9,000	9,000	10	-	-	-	-	-
14	60	40	60	2,400	600	3,000	3,000	RELATED TO NO. 13					
15	30	34	69	1,035	33	81,599	1,400	2	-	-	-	-	-

<sup>4</sup>NI indicates never installed. I indicates installed but never used.

<sup>5</sup>NR indicates not reported or could not be determined.

<sup>6</sup>Motions: G = Granted, D = Denied, P = Pending.

\* This wiretap was terminated during 2000, but was not reported at that time because it was part of an ongoing investigation.

\*\* This wiretap was terminated during 1999 or earlier, but was not reported at that time because it was part of an ongoing investigation.



TABLE A-1  
UNITED STATES DISTRICT COURTS

CALENDAR YEAR 2001

REPORT BY JUDGES OF COURT-AUTHORIZED INTERCEPTS OF WIRE, ORAL, OR ELECTRONIC COMMUNICATIONS  
PURSUANT TO 18 U.S.C. 2519

A.O. Number	Authorizing Official		Offense Specified	Intercept		Date of Application	Authorized Length		
	Judge	Attorney General <sup>1</sup>		Type <sup>2</sup>	Location <sup>3</sup>		Original Order (Days)	Number of Extensions	Total Length (Days)
<b>NEW YORK, EASTERN (CONTINUED)</b>									
16	TRAGER	WARREN	EXTORTION	WC	D	07/05/2001	30	1	60
17	PRESKA	KEENEY	NARCOTICS	WC	D	09/24/2001	30	-	30
18	KOELTL	SWARTZ	NARCOTICS	WC	D	10/09/2001	30	-	30
19	GERSHON	SWARTZ	NARCOTICS	WC	D	12/11/2001	30	-	30
22*	MISHLER	KEENEY	EXTORTION	OM	B	07/07/2000	30	5	180
23*	JOHNSON	WARREN	NARCOTICS	WC	D	07/27/2000	30	-	30
24*	JOHNSON	DIGREGORY	NARCOTICS	WC	D	11/03/2000	30	-	30
25*	GLEESON	DIGREGORY	NARCOTICS	WC	D	11/07/2000	30	-	30
<b>NEW YORK, NORTHERN</b>									
1	SCULLIN	KEENEY	NARCOTICS	WC	D	02/07/2001	30	-	30
2	SCULLIN	KELLY	NARCOTICS	WC	D	04/30/2001	30	1	60
3	KAHN	WARLOW	\$LAUNDERING	WS,WC	H,D	05/10/2001	30	2	90
4	HOMER	KEENEY	NARCOTICS	WC	D	05/30/2001	30	-	30
5	HURD	SWARTZ	NARCOTICS	WC	D	07/09/2001	30	-	30
9*	KAHN	DIGREGORY	NARCOTICS	WS,WC	H,D	10/27/2000	30	-	30
<b>NEW YORK, SOUTHERN</b>									
1	MCMAHON	KEENEY	NARCOTICS	WC,ED	D	10/10/2000	30	2	90
2	JONES	DIGREGORY	NARCOTICS	ED	D	11/08/2000	30	4	150
3	KNAPP	SWARTZ	FIREARMS	OM	O	01/19/2001	30	-	30
4	CASEY	WARREN	NARCOTICS	WS	H	02/02/2001	30	1	60
5	MCKENNA	WARREN	NARCOTICS	WC	D	02/15/2001	30	-	30
6	KOELTL	KEENEY	NARCOTICS	ED	D	02/16/2001	30	-	30
7	CEDARBAUM	SWARTZ	NARCOTICS	WS,WC	B,D	03/13/2001	30	2	90
8	WARD	KEENEY	NARCOTICS	WC	D	05/15/2001	30	-	30
9	WOOD	KEENEY	NARCOTICS	WS	H	05/15/2001	30	1	60
10	SWEET	SWARTZ	TRANSPORT	WC,OM	D,O	05/23/2001	30	-	30
11	PARKER	WARREN	NARCOTICS	WC	D	07/16/2001	30	1	60
12	SCHWARTZ	KEENEY	NARCOTICS	WC	D	07/16/2001	30	1	60
13	WOOD	JOHNSON	NARCOTICS	WC	D	09/04/2001	30	-	30
14	CHIN	UDELL	NARCOTICS	WC	D	09/10/2001	30	-	30

<sup>1</sup> The attorney general or designee authorized the filing of the reported applications under the provisions of 18 U.S.C. 2516.

<sup>2</sup> Type: WS = Standard Telephone (Wire), WC = Cellular or Mobile Telephone (Wire), WO = Other (Wire), OM = Microphone (Oral), OO = Other (Oral), ED = Digital Pager (Electronic), EE = Computer or E-Mail (Electronic), EF = Fax Machine (Electronic), EO = Other (Electronic).

<sup>3</sup> Location: H = Personal Residence, B = Business, A = Public Area, D = Portable Device, O = Other Location, R = Roving (Relaxed Specification Order), N = Not Specified.

TABLE A-1  
UNITED STATES DISTRICT COURTS

CALENDAR YEAR 2001

REPORT BY PROSECUTORS OF COURT-AUTHORIZED INTERCEPTS OF WIRE, ORAL, OR ELECTRONIC COMMUNICATIONS  
PURSUANT TO 18 U.S.C. 2519

A.O. Number	Number of Days in Operation <sup>4</sup>	Average Intercepts per Day	Number of <sup>5</sup>			Costs		Number of					
			Persons Intercepted	Intercepts	Incriminating Intercepts	Total Cost in \$	Other Than Manpower in \$	Arrests	Trials	Motions to Suppress Intercepts <sup>6</sup>			Persons Convicted
										G	D	P	
<b>NEW YORK, EASTERN (CONTINUED)</b>													
16	59	48	25	2,815	671	86,161	4,750	-	-	-	-	-	-
17	1	-	-	-	-	2,440	1,000	-	-	-	-	-	-
18	7	5	6	32	19	32,125	2,875	-	-	-	-	-	-
19	2	23	10	46	17	4,300	1,100	15	-	-	-	-	-
22*	180	-	2	4	2	21,513	1,000	-	-	-	-	-	-
23*	15	42	38	626	250	30,750	750	2	-	-	-	-	-
24*	30	48	28	1,442	500	50,750	750	-	-	-	-	-	-
25*	30	20	30	600	50	34,500	-	10	-	-	-	-	-
<b>NEW YORK, NORTHERN</b>													
1	29	114	73	3,318	508	77,412	9,119	15	-	-	-	-	-
2	44	75	298	3,284	3,123	323,838	90,110	14	-	-	-	-	-
3	89	72	229	6,446	176	74,025	15,288	-	-	-	-	-	-
4	30	101	175	3,034	208	35,000	1,500	11	-	-	-	-	-
5	17	90	45	1,527	128	35,734	7,500	16	-	-	-	-	-
9*	30	1	7	21	19	50,596	17,750	-	-	-	-	-	-
<b>NEW YORK, SOUTHERN</b>													
1	90	34	45	3,052	870	52,330	1,500	13	-	-	-	-	7
2	113	41	100	4,600	1,500	236,399	8,525	-	-	-	-	-	-
3	3	18	3	55	9	11,120	1,250	-	-	-	-	-	-
4	60	41	200	2,487	181	51,981	2,500	8	-	-	-	-	-
5	10	64	36	641	153	12,349	-	7	-	-	-	-	-
6	14	20	25	275	100	93,144	2,800	30	-	-	-	-	-
7	88	104	38	9,127	802	44,088	2,808	6	-	-	-	-	-
8	30	34	2	1,023	52	11,697	1,000	6	-	-	-	-	1
9	60	35	26	2,080	113	34,270	-	-	-	-	-	-	-
10	14	345	8	4,833	200	58,070	2,000	7	-	-	-	-	-
11	58	52	50	3,001	1,298	75,618	2,766	18	-	-	-	-	-
12	51	40	56	2,031	620	36,000	4,000	13	-	-	-	-	-
13	12	14	17	169	50	8,836	1,000	2	-	-	-	-	-
14	13	49	14	639	45	18,829	2,500	RELATED TO NO. 11					

<sup>4</sup>NI indicates never installed. I indicates installed but never used.

<sup>5</sup>NR indicates not reported or could not be determined.

<sup>6</sup>Motions: G = Granted, D = Denied, P = Pending.

\* This wiretap was terminated during 2000, but was not reported at that time because it was part of an ongoing investigation.

\*\* This wiretap was terminated during 1999 or earlier, but was not reported at that time because it was part of an ongoing investigation.

TABLE A-1  
UNITED STATES DISTRICT COURTS

CALENDAR YEAR 2001

REPORT BY JUDGES OF COURT-AUTHORIZED INTERCEPTS OF WIRE, ORAL, OR ELECTRONIC COMMUNICATIONS  
PURSUANT TO 18 U.S.C. 2519

A.O. Number	Authorizing Official		Offense Specified	Intercept		Date of Application	Authorized Length		
	Judge	Attorney General <sup>1</sup>		Type <sup>2</sup>	Location <sup>3</sup>		Original Order (Days)	Number of Extensions	Total Length (Days)
<b>NEW YORK, SOUTHERN (CONTINUED)</b>									
15	BERMAN	UDELL	NARCOTICS	WC	D	10/18/2001	30	-	30
16	MUKASEY	JOHNSON	NARCOTICS	WS	H	11/01/2001	30	-	30
26*	SAND	KEENEY	NARCOTICS	WC	D	03/07/2000	30	-	30
27*	BRIEANT	KEENEY	RACKETEERING	OM	B	09/06/2000	30	1	60
28*	PAULEY	WARREN	RACKETEERING	WC	D	10/06/2000	30	2	90
29*	MCPAHON	WARREN	NARCOTICS	WS	H	10/10/2000	30	-	30
30*	LEISURE	KEENEY	NARCOTICS	WC	D	12/13/2000	30	-	30
<b>NEW YORK, WESTERN</b>									
1	SKRETNY	KEENEY	NARCOTICS	WS,WC	H,D	02/08/2001	30	-	30
2	SKRETNY	KEENEY	NARCOTICS	WC	D	02/21/2001	30	2	90
3	SKRETNY	KEENEY	FIREARMS	EE	O	03/14/2001	30	-	30
4	SKRETNY	KNAPP	NARCOTICS	ED	D	03/22/2001	30	4	150
5	SKRETNY	WARREN	NARCOTICS	WC	D	04/05/2001	30	1	60
6	SKRETNY	WARREN	NARCOTICS	WS	H	05/29/2001	30	-	30
<b>NORTH CAROLINA, WESTERN</b>									
1	MULLEN	SWARTZ	NARCOTICS	WC	D	03/16/2001	30	1	60
2	MULLEN	WARREN	NARCOTICS	WC	D	05/04/2001	30	-	30
3	MULLEN	KEENEY	NARCOTICS	WC	D	05/14/2001	30	-	30
4	VOORHEES	KEENEY	ROBBERY	WS,OM	H,O	05/30/2001	30	-	30
5	VOORHEES	FISHER	ROBBERY	WC,OM	D,O	06/05/2001	30	2	90
6	VOORHEES	WARLOW	ROBBERY	OM	H	07/19/2001	30	-	30
3*	MULLEN	KEENEY	NARCOTICS	WC	D	11/03/2000	30	-	30
<b>OHIO, NORTHERN</b>									
1	POLSTER	KEENEY	NARCOTICS	WC	D	02/16/2001	30	1	60
2	WELLS	WARREN	NARCOTICS	WS,WC	H,D	02/28/2001	30	3	120
3	WELLS	BAMBERGER	NARCOTICS	ED	D	02/28/2001	30	3	120
4	WELLS	SWARTZ	NARCOTICS	WS,WC	H,D	03/07/2001	30	1	60
5	ECONOMUS	KEENEY	NARCOTICS	WC	D	03/12/2001	30	1	60
6	ECONOMUS	KEENEY	NARCOTICS	WS,WC	H,D	04/11/2001	30	1	60
7	ECONOMUS	LONG	NARCOTICS	ED	D	04/11/2001	30	-	30

<sup>1</sup> The attorney general or designee authorized the filing of the reported applications under the provisions of 18 U.S.C. 2516.

<sup>2</sup> Type: WS = Standard Telephone (Wire), WC = Cellular or Mobile Telephone (Wire), WO = Other (Wire), OM = Microphone (Oral), OO = Other (Oral), ED = Digital Pager (Electronic), EE = Computer or E-Mail (Electronic), EF = Fax Machine (Electronic), EO = Other (Electronic).

<sup>3</sup> Location: H = Personal Residence, B = Business, A = Public Area, D = Portable Device, O = Other Location, R = Roving (Relaxed Specification Order), N = Not Specified.

REPORT BY PROSECUTORS OF COURT-AUTHORIZED INTERCEPTS OF WIRE, ORAL, OR ELECTRONIC COMMUNICATIONS  
PURSUANT TO 18 U.S.C. 2519

A.O. Number	Number of Days in Operation <sup>4</sup>	Average Intercepts per Day	Number of <sup>5</sup>			Costs		Number of					
			Persons Intercepted	Intercepts	Incriminating Intercepts	Total Cost in \$	Other Than Manpower in \$	Arrests	Trials	Motions to Suppress Intercepts <sup>6</sup>			Persons Convicted
										G	D	P	
<b>NEW YORK, SOUTHERN (CONTINUED)</b>													
15	6	59	20	355	135	8,436	900	-	-	-	-	-	-
16	30	16	25	480	15	46,296	1,000	-	-	-	-	-	-
26*	27	36	115	982	188	44,591	500	3	-	-	-	-	-
27*	49	92	205	4,506	352	59,080	2,500	14	-	-	-	-	8
28*	62	7	40	430	186	99,553	200	-	-	-	-	-	-
29*	30	7	27	218	43	20,296	-	7	-	-	-	-	-
30*	10	13	7	132	29	3,923	-	RELATED TO NO. 29*					
<b>NEW YORK, WESTERN</b>													
1	27	14	22	387	57	16,416	-	-	-	-	-	-	-
2	70	29	24	2,027	479	46,777	1,770	16	-	-	-	-	-
3	12	2	3	24	24	23,054	11,860	3	-	-	-	-	-
4	150	NR	NR	NR	NR	8,725	178	2	-	-	-	-	-
5	35	26	13	899	104	22,826	1,395	15	-	-	-	-	-
6	24	50	45	1,203	94	6,237	520	RELATED TO NO. 4					
<b>NORTH CAROLINA, WESTERN</b>													
1	35	58	29	2,037	400	117,831	34,719	18	-	-	-	-	-
2	11	35	29	390	56	36,729	10,608	RELATED TO NO. 1					
3	4	53	19	212	50	43,851	3,857	RELATED TO NO. 1					
4	30	89	24	2,673	33	129,285	45,000	-	-	-	-	-	-
5	90	94	42	8,491	360	193,474	89,890	-	-	-	-	-	-
6	30	NR	NR	NR	NR	55,797	25,500	-	-	-	-	-	-
3*	NI	-	-	-	-	-	-	-	-	-	-	-	-
<b>OHIO, NORTHERN</b>													
1	45	22	52	995	305	49,343	866	16	-	-	-	-	-
2	113	47	125	5,352	1,336	77,310	1,105	RELATED TO NO. 3					
3	116	13	NR	1,476	NR	6,770	20	15	-	-	-	-	-
4	33	18	310	597	35	54,619	1,849	2	-	-	-	-	2
5	55	28	21	1,547	104	40,000	5,000	5	1	-	2	-	5
6	57	29	142	1,644	182	RELATED TO NO. 9		14	-	-	-	-	-
7	29	NR	NR	NR	NR	1,004	100	1	-	-	-	-	-

<sup>4</sup>NI indicates never installed. I indicates installed but never used.

<sup>5</sup>NR indicates not reported or could not be determined.

<sup>6</sup>Motions: G = Granted, D = Denied, P = Pending.

\* This wiretap was terminated during 2000, but was not reported at that time because it was part of an ongoing investigation.

\*\* This wiretap was terminated during 1999 or earlier, but was not reported at that time because it was part of an ongoing investigation.

REPORT BY JUDGES OF COURT-AUTHORIZED INTERCEPTS OF WIRE, ORAL, OR ELECTRONIC COMMUNICATIONS  
PURSUANT TO 18 U.S.C. 2519

A.O. Number	Authorizing Official		Offense Specified	Intercept		Date of Application	Authorized Length		
	Judge	Attorney General <sup>1</sup>		Type <sup>2</sup>	Location <sup>3</sup>		Original Order (Days)	Number of Extensions	Total Length (Days)
<b>OHIO, NORTHERN (CONTINUED)</b>									
8	DOWD	BAKEMAN	NARCOTICS	ED	D	04/26/2001	30	-	30
9	ECONOMUS	WARREN	NARCOTICS	WC	D	04/27/2001	30	1	60
10	NUGENT	KEENEY	NARCOTICS	WS,WC	H,D	05/15/2001	30	-	30
11	DOWD	WARREN	NARCOTICS	WC	D	06/01/2001	30	1	60
12	CARR	SWARTZ	NARCOTICS	WC	D	06/20/2001	30	1	60
13	NUGENT	LONG	NARCOTICS	ED	D	07/24/2001	30	-	30
14	WELLS	KEENEY	GAMBLING	WC	D	11/08/2001	30	-	30
<b>OHIO, SOUTHERN</b>									
1	RICE	KEENEY	NARCOTICS	WC	D	08/31/2001	30	-	30
<b>OKLAHOMA, WESTERN</b>									
1	CAUTHRON	KAKISH	NARCOTICS	ED	D	03/23/2001	30	1	60
2	THOMPSON	KEENEY	NARCOTICS	WS	H	05/18/2001	30	-	30
3	RUSSELL	SWARTZ	NARCOTICS	WC	D	06/07/2001	30	1	60
10*	WEST	KEENEY	NARCOTICS	WC	D	09/07/2000	30	-	30
11*	WEST	WARREN	NARCOTICS	WC	D	11/07/2000	30	-	30
12*	WEST	SWARTZ	NARCOTICS	WC	D	11/20/2000	30	-	30
<b>PENNSYLVANIA, EASTERN</b>									
1	ROBRENO	WARREN	NARCOTICS	WC	D	09/26/2000	30	4	150
2	ROBRENO	DIGREGORY	NARCOTICS	WC	D	12/06/2000	30	5	180
3	DALZELL	WARREN	NARCOTICS	WS	H,B	12/08/2000	30	-	30
4	HUTTON	WARREN	NARCOTICS	WS,WC	H,D	02/13/2001	30	1	60
6*	HUTTON	GERSHEL	NARCOTICS	WC,ED	D	05/10/2000	30	-	30
7*	HUTTON	KEENEY	NARCOTICS	WC,ED	D	06/22/2000	30	1	60
8*	HUTTON	WARREN	NARCOTICS	WC,ED	D	07/20/2000	30	-	30
9*	BRODY	WARREN	NARCOTICS	WC,ED	D	08/23/2000	30	-	30
10*	HUTTON	KEENEY	NARCOTICS	WC	D	09/21/2000	30	-	30
11*	DALZELL	GERSHEL	NARCOTICS	WC,ED	D	10/19/2000	30	-	30

<sup>1</sup> The attorney general or designee authorized the filing of the reported applications under the provisions of 18 U.S.C. 2516.

<sup>2</sup> Type: WS = Standard Telephone (Wire), WC = Cellular or Mobile Telephone (Wire), WO = Other (Wire), OM = Microphone (Oral), OO = Other (Oral), ED = Digital Pager (Electronic), EE = Computer or E-Mail (Electronic), EF = Fax Machine (Electronic), EO = Other (Electronic).

<sup>3</sup> Location: H = Personal Residence, B = Business, A = Public Area, D = Portable Device, O = Other Location, R = Roving (Relaxed Specification Order), N = Not Specified.

REPORT BY PROSECUTORS OF COURT-AUTHORIZED INTERCEPTS OF WIRE, ORAL, OR ELECTRONIC COMMUNICATIONS  
PURSUANT TO 18 U.S.C. 2519

A.O. Number	Number of Days in Operation <sup>4</sup>	Average Intercepts per Day	Number of <sup>5</sup>			Costs		Number of						
			Persons Intercepted	Intercepts	Incriminating Intercepts	Total Cost in \$	Other Than Manpower in \$	Arrests	Trials	Motions to Suppress Intercepts <sup>6</sup>			Persons Convicted	
										G	D	P		
<b>OHIO, NORTHERN (CONTINUED)</b>														
8	30	NR	NR	NR	NR	1,807	-	-	-	-	-	-	-	-
9	58	20	31	1,155	334	47,476	900	12	-	-	-	-	-	-
10	30	146	218	4,371	439	40,389	1,029	17	-	-	-	-	-	-
11	42	13	43	527	249	19,103	150	5	-	-	-	-	-	-
12	46	31	162	1,412	424	14,338	4,580	-	-	-	-	-	-	-
13	20	2	NR	47	NR	1,363	20	RELATED TO NO. 10						
14	30	111	105	3,343	3,286	26,223	450	-	-	-	-	-	-	-
<b>OHIO, SOUTHERN</b>														
1	30	-	6	14	-	2,429	1,500	-	-	-	-	-	-	-
<b>OKLAHOMA, WESTERN</b>														
1	43	NR	NR	NR	NR	6,880	400	18	-	-	-	-	-	-
2	30	272	25	8,168	1,052	36,942	1,000	19	-	-	-	-	-	2
3	57	51	42	2,909	612	37,012	6,897	18	-	-	-	-	-	2
10*	18	12	34	215	23	30,000	-	RELATED TO NO. 11*						
11*	9	21	50	187	65	12,000	-	16	-	-	-	-	-	16
12*	7	72	55	506	75	15,000	-	RELATED TO NO. 11*						
<b>PENNSYLVANIA, EASTERN</b>														
1	149	37	78	5,560	2,122	191,374	400	-	-	-	-	-	-	-
2	173	29	84	4,991	1,249	103,387	1,760	-	-	-	-	-	-	-
3	30	70	25	2,100	100	27,546	2,000	-	-	-	-	-	-	-
4	60	160	400	9,589	1,091	220,728	15,000	9	-	-	-	-	-	-
6*	30	33	33	979	343	RELATED TO NO. 7*		RELATED TO NO. 7*						
7*	59	17	40	1,020	248	190,380	-	48	-	-	-	-	-	-
8*	21	20	44	411	106	RELATED TO NO. 7*		RELATED TO NO. 7*						
9*	21	8	17	177	36	RELATED TO NO. 7*		RELATED TO NO. 7*						
10*	30	22	56	649	148	RELATED TO NO. 7*		RELATED TO NO. 7*						
11*	30	8	24	237	66	RELATED TO NO. 7*		RELATED TO NO. 7*						

<sup>4</sup>NI indicates never installed. I indicates installed but never used.

<sup>5</sup>NR indicates not reported or could not be determined.

<sup>6</sup>Motions: G = Granted, D = Denied, P = Pending.

\* This wiretap was terminated during 2000, but was not reported at that time because it was part of an ongoing investigation.

\*\* This wiretap was terminated during 1999 or earlier, but was not reported at that time because it was part of an ongoing investigation.

TABLE A-1  
UNITED STATES DISTRICT COURTS

CALENDAR YEAR 2001

REPORT BY JUDGES OF COURT-AUTHORIZED INTERCEPTS OF WIRE, ORAL, OR ELECTRONIC COMMUNICATIONS  
PURSUANT TO 18 U.S.C. 2519

A.O. Number	Authorizing Official		Offense Specified	Intercept		Date of Application	Authorized Length		
	Judge	Attorney General <sup>1</sup>		Type <sup>2</sup>	Location <sup>3</sup>		Original Order (Days)	Number of Extensions	Total Length (Days)
<b>PENNSYLVANIA, MIDDLE</b>									
1	CAPUTO	WARLOW	NARCOTICS	WS,WC	H,D	07/11/2001	30	-	30
2	CAPUTO	WARLOW	NARCOTICS	WC	D	07/27/2001	30	-	30
3	KOSIK	WARREN	NARCOTICS	WC	D	08/15/2001	30	-	30
<b>PENNSYLVANIA, WESTERN</b>									
1	AMBROSE	KEENEY	GAMBLING	WC	D	11/09/2000	30	1	60
2	AMBROSE	KEENEY	GAMBLING	WC	D	11/30/2000	30	1	60
3	AMBROSE	KEENEY	GAMBLING	WC,EF	D,O	12/18/2000	30	-	30
4	SMITH	WARREN	NARCOTICS	OM	H,O	05/29/2001	30	-	30
4*	AMBROSE	GERSHEL	GAMBLING	WC	D	10/04/2000	30	-	30
<b>PUERTO RICO</b>									
1	CASELLAS	KEENEY	NARCOTICS	WS	H	12/26/2000	30	1	60
2	DOMINGUEZ	KEENEY	NARCOTICS	WC	D	02/01/2001	30	1	60
3	CASELLAS	KEENEY	NARCOTICS	WC	D	03/05/2001	30	1	60
4	DOMINGUEZ	KEENEY	NARCOTICS	WC	D	03/15/2001	30	1	60
5	CASELLAS	WARREN	NARCOTICS	WC	D	05/07/2001	30	1	60
6	CASELLAS	SWARTZ	NARCOTICS	WC	D	06/26/2001	30	-	30
7	CASELLAS	KEENEY	NARCOTICS	WS	H	09/10/2001	30	-	30
8	DOMINGUEZ	MALCOLM	NARCOTICS	WC	D	09/10/2001	30	1	60
9	DOMINGUEZ	SWARTZ	NARCOTICS	WC	D	11/01/2001	30	-	30
10	DOMINGUEZ	KEENEY	NARCOTICS	WS	H	11/07/2001	30	-	30
11	GARCIA-GREGORY	KEENEY	\$LAUNDERING	WC	D	11/15/2001	30	-	30
11*	PEREZ-GIMENEZ	WARREN	NARCOTICS	WC	D	03/16/2000	30	-	30
<b>RHODE ISLAND</b>									
1*	ROGERS	WHITEHOUSE	EXTORTION	WC	D	11/28/2000	30	-	30
2*	ROGERS	WHITEHOUSE	EXTORTION	WC	D	11/28/2000	30	-	30
<b>SOUTH CAROLINA</b>									
1	HERLONG	KEENEY	NARCOTICS	WS	H	01/02/2001	30	-	30
2	HERLONG	KEENEY	NARCOTICS	WS	H	01/29/2001	30	1	60
3	ANDERSON	WARLOW	NARCOTICS	WC	D	08/20/2001	30	-	30

<sup>1</sup> The attorney general or designee authorized the filing of the reported applications under the provisions of 18 U.S.C. 2516.

<sup>2</sup> Type: WS = Standard Telephone (Wire), WC = Cellular or Mobile Telephone (Wire), WO = Other (Wire), OM = Microphone (Oral), OO = Other (Oral), ED = Digital Pager (Electronic), EE = Computer or E-Mail (Electronic), EF = Fax Machine (Electronic), EO = Other (Electronic).

<sup>3</sup> Location: H = Personal Residence, B = Business, A = Public Area, D = Portable Device, O = Other Location, R = Roving (Relaxed Specification Order), N = Not Specified.

REPORT BY PROSECUTORS OF COURT-AUTHORIZED INTERCEPTS OF WIRE, ORAL, OR ELECTRONIC COMMUNICATIONS  
PURSUANT TO 18 U.S.C. 2519

A.O. Number	Number of Days in Operation <sup>4</sup>	Average Intercepts per Day	Number of <sup>5</sup>			Costs		Number of					
			Persons Intercepted	Intercepts	Incriminating Intercepts	Total Cost in \$	Other Than Manpower in \$	Arrests	Trials	Motions to Suppress Intercepts <sup>6</sup>			Persons Convicted
										G	D	P	
<b>PENNSYLVANIA, MIDDLE</b>													
1	25	49	24	1,219	127	25,174	574	10	-	-	-	-	-
2	11	50	11	554	81	12,600	600	10	-	-	-	-	-
3	21	39	20	816	129	83,750	20,000	7	-	-	-	-	-
<b>PENNSYLVANIA, WESTERN</b>													
1	60	15	31	913	805	RELATED TO NO. 2		-	-	-	-	-	-
2	58	28	129	1,634	1,036	116,311	10,600	-	-	-	-	-	-
3	30	8	11	232	230	RELATED TO NO. 2		-	-	-	-	-	-
4	5	NR	6	NR	NR	16,587	6,600	12	-	-	-	-	12
4*	17	-	4	6	2	7,948	-	-	-	-	-	-	-
<b>PUERTO RICO</b>													
1	60	85	522	5,074	465	32,496	1,200	-	-	-	-	-	-
2	60	16	15	960	273	109,150	15,000	-	-	-	-	-	-
3	60	20	136	1,228	94	30,509	1,200	-	-	-	-	-	-
4	60	48	15	2,889	679	109,150	15,000	-	-	-	-	-	-
5	60	45	145	2,699	249	30,509	1,200	-	-	-	-	-	-
6	30	32	125	974	8	15,000	600	-	-	-	-	-	-
7	25	34	185	846	12	15,000	600	-	-	-	-	-	-
8	17	62	15	1,047	116	109,150	15,000	-	-	-	-	-	-
9	14	6	7	86	-	19,217	15,000	-	-	-	-	-	-
10	20	46	8	920	1	6,025	-	-	-	-	-	-	-
11	10	28	38	282	87	31,890	5,000	-	-	-	-	-	-
11*	4	-	-	-	-	11,240	5,000	-	-	-	-	-	-
<b>RHODE ISLAND</b>													
1*	14	19	5	272	-	15,788	500	-	-	-	-	-	-
2*	12	13	13	153	-	RELATED TO NO. 1*		-	-	-	-	-	-
<b>SOUTH CAROLINA</b>													
1	30	131	25	3,925	223	80,865	865	RELATED TO NO. 2					
2	38	37	20	1,391	350	82,600	2,600	9	-	-	-	-	-
3	15	9	14	135	62	5,665	773	-	-	-	-	-	-

<sup>4</sup>NI indicates never installed. I indicates installed but never used.

<sup>5</sup>NR indicates not reported or could not be determined.

<sup>6</sup>Motions: G = Granted, D = Denied, P = Pending.

\* This wiretap was terminated during 2000, but was not reported at that time because it was part of an ongoing investigation.

\*\* This wiretap was terminated during 1999 or earlier, but was not reported at that time because it was part of an ongoing investigation.



TABLE A-1  
UNITED STATES DISTRICT COURTS

CALENDAR YEAR 2001

REPORT BY JUDGES OF COURT-AUTHORIZED INTERCEPTS OF WIRE, ORAL, OR ELECTRONIC COMMUNICATIONS  
PURSUANT TO 18 U.S.C. 2519

A.O. Number	Authorizing Official		Offense Specified	Intercept		Date of Application	Authorized Length		
	Judge	Attorney General <sup>1</sup>		Type <sup>2</sup>	Location <sup>3</sup>		Original Order (Days)	Number of Extensions	Total Length (Days)
<b>SOUTH CAROLINA (CONTINUED)</b>									
4	ANDERSON	FISHER	NARCOTICS	WC	D	08/31/2001	30	-	30
5*	BLATT	WARREN	NARCOTICS	WC	D	10/19/2000	30	-	30
<b>TENNESSEE, EASTERN</b>									
1	JARVIS	WARREN	RACKETEERING	WS	H	12/11/2000	30	2	90
2	JARVIS	WARREN	RACKETEERING	WS	H	12/11/2000	30	2	90
3	JARVIS	COOK	NARCOTICS	ED	D	03/16/2001	30	-	30
4	HULL	WARREN	NARCOTICS	WS,WC	H,D	03/30/2001	30	2	90
5	JORDAN	FOLMAR	NARCOTICS	ED	D	08/08/2001	30	-	30
1*	JARVIS	WARLOW	NARCOTICS	WC	D	08/31/2000	30	-	30
<b>TENNESSEE, MIDDLE</b>									
1	ECHOLS	SWARTZ	NARCOTICS	WS,WC	H,D	08/08/2001	30	-	30
3*	ECHOLS	KEENEY	NARCOTICS	WS	H	03/28/2000	30	2	90
<b>TEXAS, EASTERN</b>									
1	BROWN	WARREN	NARCOTICS	WS,WC	H,D	02/09/2001	30	-	30
2	WARD	WARREN	NARCOTICS	WC	D	03/02/2001	30	-	30
<b>TEXAS, NORTHERN</b>									
1	SANDERS	GUESS	NARCOTICS	ED	D	12/07/2000	30	1	60
2	MALONEY	SWARTZ	NARCOTICS	WC	D	04/10/2001	30	1	60
3	MEANS	FISHER	NARCOTICS	WS	H	08/16/2001	30	1	60
4	FISH	WARREN	NARCOTICS	WC	D	10/09/2001	30	1	60
5	MEANS	FISHER	NARCOTICS	WC	D	10/12/2001	30	-	30
10*	FISH	WARREN	NARCOTICS	WS,WC	H,D	04/27/2000	30	-	30
11*	FITZWATER	KEENEY	NARCOTICS	WC	D	05/19/2000	30	1	60
12*	FITZWATER	GERSHEL	NARCOTICS	WC	D	06/05/2000	30	-	30
13*	LINDSAY	KEENEY	NARCOTICS	WC	D	07/18/2000	30	-	30
<b>TEXAS, SOUTHERN</b>									
1	ATLAS	KEENEY	NARCOTICS	WC	D	02/12/2001	30	1	60
2	TAGLE	WARREN	NARCOTICS	WC	D	02/14/2001	30	-	30
3	HOYT	KEENEY	NARCOTICS	WC	D	04/06/2001	30	1	60
4	HARMON	HIPPARD	NARCOTICS	ED	D	05/24/2001	30	-	30

<sup>1</sup> The attorney general or designee authorized the filing of the reported applications under the provisions of 18 U.S.C. 2516.

<sup>2</sup> Type: WS = Standard Telephone (Wire), WC = Cellular or Mobile Telephone (Wire), WO = Other (Wire), OM = Microphone (Oral), OO = Other (Oral), ED = Digital Pager (Electronic), EE = Computer or E-Mail (Electronic), EF = Fax Machine (Electronic), EO = Other (Electronic).

<sup>3</sup> Location: H = Personal Residence, B = Business, A = Public Area, D = Portable Device, O = Other Location, R = Roving (Relaxed Specification Order), N = Not Specified.

REPORT BY PROSECUTORS OF COURT-AUTHORIZED INTERCEPTS OF WIRE, ORAL, OR ELECTRONIC COMMUNICATIONS  
PURSUANT TO 18 U.S.C. 2519

A.O. Number	Number of Days in Operation <sup>4</sup>	Average Intercepts per Day	Number of <sup>5</sup>			Costs		Number of					
			Persons Intercepted	Intercepts	Incriminating Intercepts	Total Cost in \$	Other Than Manpower in \$	Arrests	Trials	Motions to Suppress Intercepts <sup>6</sup>			Persons Convicted
										G	D	P	
<b>SOUTH CAROLINA (CONTINUED)</b>													
4	4	9	3	35	10	RELATED TO NO. 3		-	-	-	-	-	
5*	29	38	80	1,106	185	34,202	-	3	-	-	-	1	
<b>TENNESSEE, EASTERN</b>													
1	51	4	39	229	82	RELATED TO NO. 2		-	-	-	-	-	
2	51	7	64	348	87	15,500	15,500	-	-	-	-	-	
3	29	NR	NR	NR	NR	21,412	2,000	-	-	-	-	-	
4	75	68	100	5,130	1,042	198,601	46,500	3	-	-	-	3	
5	30	NR	NR	NR	NR	5,306	50	-	-	-	-	-	
1*	30	22	46	656	368	31,435	135	-	-	-	-	-	
<b>TENNESSEE, MIDDLE</b>													
1	30	90	233	2,690	138	70,720	16,000	-	-	-	-	-	
3*	90	100	75	8,966	1,000	44,000	12,000	35	-	-	-	-	
<b>TEXAS, EASTERN</b>													
1	28	43	35	1,211	52	50,943	1,800	-	-	-	-	-	
2	19	29	20	543	48	25,104	2,000	53	-	-	-	46	
<b>TEXAS, NORTHERN</b>													
1	55	NR	NR	NR	NR	4,288	25	-	-	-	-	-	
2	44	80	173	3,505	797	143,624	42,612	24	2	-	2	19	
3	59	118	322	6,960	552	162,610	3,945	1	-	-	-	-	
4	42	51	12	2,140	235	137,800	5,000	3	-	-	-	-	
5	14	26	61	364	36	29,345	4,400	-	-	-	-	-	
10*	30	80	20	2,391	193	240,000	15,000	27	-	-	-	27	
11*	60	84	30	5,042	878	RELATED TO NO. 10*		RELATED TO NO. 10*					
12*	24	99	50	2,374	645	RELATED TO NO. 10*		RELATED TO NO. 10*					
13*	27	54	30	1,450	478	RELATED TO NO. 10*		RELATED TO NO. 10*					
<b>TEXAS, SOUTHERN</b>													
1	60	41	41	2,452	531	108,989	3,300	-	-	-	-	-	
2	20	84	26	1,680	90	22,662	1,500	-	-	-	-	-	
3	60	27	210	1,610	280	60,388	1,900	2	-	-	-	-	
4	30	NR	NR	NR	NR	1,886	-	-	-	-	-	-	

<sup>4</sup>NI indicates never installed. I indicates installed but never used.

<sup>5</sup>NR indicates not reported or could not be determined.

<sup>6</sup>Motions: G = Granted, D = Denied, P = Pending.

\* This wiretap was terminated during 2000, but was not reported at that time because it was part of an ongoing investigation.

\*\* This wiretap was terminated during 1999 or earlier, but was not reported at that time because it was part of an ongoing investigation.

TABLE A-1  
UNITED STATES DISTRICT COURTS

CALENDAR YEAR 2001

REPORT BY JUDGES OF COURT-AUTHORIZED INTERCEPTS OF WIRE, ORAL, OR ELECTRONIC COMMUNICATIONS  
PURSUANT TO 18 U.S.C. 2519

A.O. Number	Authorizing Official		Offense Specified	Intercept		Date of Application	Authorized Length		
	Judge	Attorney General <sup>1</sup>		Type <sup>2</sup>	Location <sup>3</sup>		Original Order (Days)	Number of Extensions	Total Length (Days)
<b>TEXAS, SOUTHERN (CONTINUED)</b>									
5	HARMON	KEENEY	NARCOTICS	WC	D	06/14/2001	30	-	30
6	LAKE	WARREN	NARCOTICS	WC	D	06/19/2001	30	-	30
7	WERLEIN	WARREN	NARCOTICS	WC	D	07/11/2001	30	2	90
8	WERLEIN	WARREN	NARCOTICS	WC	D	07/24/2001	30	3	120
9	ROSENTHAL	SWARTZ	NARCOTICS	WC	D	08/06/2001	30	-	30
10	ROSENTHAL	FISHER	NARCOTICS	WS	H	08/09/2001	30	-	30
11	ATLAS	WARREN	NARCOTICS	WC	D	10/05/2001	30	-	30
12	HUGHES	WARREN	NARCOTICS	WC	D	11/21/2001	30	-	30
33*	HINOJOSA	GERSHEL	NARCOTICS	WC	D	02/25/2000	30	1	60
34*	HINOJOSA	KEENEY	NARCOTICS	ED	D	04/17/2000	30	-	30
35*	KAZEN	GERSHEL	NARCOTICS	WC	D	05/04/2000	30	-	30
36*	HINOJOSA	WARREN	NARCOTICS	WC	D	08/02/2000	30	-	30
37*	HINOJOSA	KEENEY	NARCOTICS	WC	D	08/11/2000	30	-	30
<b>TEXAS, WESTERN</b>									
1	NOWLIN	WARREN	NARCOTICS	WS	H	10/17/2000	30	3	120
2	PRADO	WARREN	NARCOTICS	WC	D	11/16/2000	30	3	120
3	NOWLIN	DIGREGORY	NARCOTICS	WC	D	12/04/2000	30	1	60
4	BIERY	WARREN	NARCOTICS	WS,WC	H,D	12/05/2000	30	1	60
5	PRADO	WARREN	NARCOTICS	WC	D	12/08/2000	30	2	90
6	BIERY	WARREN	NARCOTICS	WC	D	12/11/2000	30	-	30
7	PRADO	WARREN	NARCOTICS	WC	D	12/14/2000	30	2	90
8	PRADO	WARREN	NARCOTICS	WC	D	01/25/2001	30	1	60
9	BIERY	KEENEY	NARCOTICS	WC	D	01/27/2001	30	-	30
10	GARCIA	KEENEY	NARCOTICS	WC	D	01/30/2001	30	-	30
11	NOWLIN	WARREN	NARCOTICS	WC	D	02/06/2001	30	-	30
12	SPARKS	WARREN	NARCOTICS	WC	D	02/26/2001	30	-	30
13	PRADO	KEENEY	NARCOTICS	WC	D	03/02/2001	30	-	30
14	PRADO	WARREN	NARCOTICS	WC	D	03/09/2001	30	2	90
15	HUDSPETH	WARREN	NARCOTICS	WC	D	03/20/2001	30	1	60
16	SPARKS	WARREN	NARCOTICS	WC	D	03/30/2001	30	1	60

<sup>1</sup> The attorney general or designee authorized the filing of the reported applications under the provisions of 18 U.S.C. 2516.

<sup>2</sup> Type: WS = Standard Telephone (Wire), WC = Cellular or Mobile Telephone (Wire), WO = Other (Wire), OM = Microphone (Oral), OO = Other (Oral), ED = Digital Pager (Electronic), EE = Computer or E-Mail (Electronic), EF = Fax Machine (Electronic), EO = Other (Electronic).

<sup>3</sup> Location: H = Personal Residence, B = Business, A = Public Area, D = Portable Device, O = Other Location, R = Roving (Relaxed Specification Order), N = Not Specified.

REPORT BY PROSECUTORS OF COURT-AUTHORIZED INTERCEPTS OF WIRE, ORAL, OR ELECTRONIC COMMUNICATIONS  
PURSUANT TO 18 U.S.C. 2519

A.O. Number	Number of Days in Operation <sup>4</sup>	Average Intercepts per Day	Number of <sup>5</sup>			Costs		Number of					
			Persons Intercepted	Intercepts	Incriminating Intercepts	Total Cost in \$	Other Than Manpower in \$	Arrests	Trials	Motions to Suppress Intercepts <sup>6</sup>			Persons Convicted
										G	D	P	
<b>TEXAS, SOUTHERN (CONTINUED)</b>													
5	26	22	65	561	151	23,739	500	-	-	-	-	-	
6	29	42	19	1,204	115	52,369	1,661	-	-	-	-	-	
7	65	33	29	2,114	991	110,587	4,702	-	-	-	-	-	
8	120	13	122	1,585	419	105,462	3,000	2	-	-	-	-	
9	24	85	163	2,033	622	23,500	500	2	-	-	-	-	
10	30	31	104	919	52	20,006	900	-	-	-	-	-	
11	19	20	35	377	199	24,230	1,703	-	-	-	-	-	
12	18	40	34	714	146	26,860	1,674	-	-	-	-	-	
33*	20	35	123	697	16	14,446	1,500	-	-	-	-	-	
34*	20	-	-	-	-	3,273	1,500	-	-	-	-	-	
35*	30	17	8	508	89	71,738	6,074	2	-	-	-	-	
36*	29	27	15	771	77	320,814	175,350	2	-	-	-	-	
37*	30	36	47	1,075	296	70,500	34,500	14	-	-	-	-	
<b>TEXAS, WESTERN</b>													
1	120	54	103	6,477	236	488,418	26,556	14	-	-	-	14	
2	105	39	922	4,088	381	493,756	143,052	RELATED TO NO. 9*					
3	60	8	105	472	82	RELATED TO NO. 1		RELATED TO NO. 1					
4	60	30	14	1,820	175	302,094	8,000	11	1	-	1	11	
5	79	74	748	5,820	134	36,846	-	RELATED TO NO. 9*					
6	30	36	62	1,081	35	27,460	3,280	-	-	-	-	-	
7	77	23	569	1,743	99	35,913	-	RELATED TO NO. 9*					
8	59	14	318	806	89	239,086	82,426	RELATED TO NO. 9*					
9	11	43	2	476	56	RELATED TO NO. 4		RELATED TO NO. 4					
10	15	10	7	155	57	62,577	1,200	-	-	-	-	-	
11	29	12	63	357	82	RELATED TO NO. 1		3	-	-	-	3	
12	9	17	54	149	29	RELATED TO NO. 1		RELATED TO NO. 1					
13	15	6	5	94	18	RELATED TO NO. 10		-	-	-	-	-	
14	79	28	327	2,215	105	381,528	131,026	4	-	-	-	-	
15	38	55	9	2,107	285	10,454	1,800	12	-	-	-	-	
16	39	15	84	587	144	RELATED TO NO. 1		2	2	-	-	2	

<sup>4</sup>NI indicates never installed. I indicates installed but never used.

<sup>5</sup>NR indicates not reported or could not be determined.

<sup>6</sup>Motions: G = Granted, D = Denied, P = Pending.

\* This wiretap was terminated during 2000, but was not reported at that time because it was part of an ongoing investigation.

\*\* This wiretap was terminated during 1999 or earlier, but was not reported at that time because it was part of an ongoing investigation.

TABLE A-1  
UNITED STATES DISTRICT COURTS

CALENDAR YEAR 2001

REPORT BY JUDGES OF COURT-AUTHORIZED INTERCEPTS OF WIRE, ORAL, OR ELECTRONIC COMMUNICATIONS  
PURSUANT TO 18 U.S.C. 2519

A.O. Number	Authorizing Official		Offense Specified	Intercept		Date of Application	Authorized Length		
	Judge	Attorney General <sup>1</sup>		Type <sup>2</sup>	Location <sup>3</sup>		Original Order (Days)	Number of Extensions	Total Length (Days)
<b>TEXAS, WESTERN (CONTINUED)</b>									
17	FURGESON	SWARTZ	NARCOTICS	WS	H	04/12/2001	30	-	30
18	PRADO	SWARTZ	NARCOTICS	WC	D	04/20/2001	30	1	60
19	BRIONES	WARREN	NARCOTICS	WC	D	04/24/2001	30	3	120
20	BRIONES	WARREN	NARCOTICS	WC	D	05/08/2001	30	1	60
21	BIERY	WARLOW	NARCOTICS	WC	D	07/02/2001	30	2	90
22	BRIONES	WARLOW	NARCOTICS	WC	D	07/26/2001	30	-	30
23	BRIONES	WARLOW	NARCOTICS	WC	D	07/27/2001	30	-	30
24	PRADO	SWARTZ	RACKETEERING	WS	H	08/03/2001	30	1	60
25	BRIONES	KEENEY	NARCOTICS	WC	D	08/15/2001	30	-	30
26	BIERY	KEENEY	NARCOTICS	WS	H	08/16/2001	30	2	90
27	PRADO	MALCOLM	NARCOTICS	WS	H	09/24/2001	30	1	60
8*	NOWLIN	COTTINGHAM	NARCOTICS	ED	D	06/16/2000	30	-	30
9*	PRADO	SWARTZ	NARCOTICS	WS	H	08/03/2000	30	3	120
10*	PRADO	WARREN	NARCOTICS	WC	D	08/18/2000	30	-	30
11*	PRADO	STRAUSS	NARCOTICS	WC	D	09/14/2000	30	1	60
12*	FURGESON	KEENEY	NARCOTICS	WC	D	11/22/2000	30	-	30
<b>UTAH</b>									
1	PEULER	YOCOM	NARCOTICS	WC	D	04/27/2001	30	1	60
2	PEULER	YOCOM	NARCOTICS	WC	D	05/16/2001	30	-	30
3	PEULER	YOCOM	NARCOTICS	WC	D	06/11/2001	30	1	60
4	PEULER	YOCOM	NARCOTICS	WC	D	07/10/2001	30	-	30
5	PEULER	YOCOM	NARCOTICS	WC	D	07/25/2001	30	-	30
<b>VIRGIN ISLANDS</b>									
1	FINCH	WARREN	CONSPIRACY	WS	H,B	03/08/2001	30	-	30
<b>VIRGINIA, EASTERN</b>									
1	HILTON	KEENEY	NARCOTICS	WC	D	03/21/2001	30	-	30
2	SPENCER	WARLOW	NARCOTICS	WS,WC	H,D	06/25/2001	30	-	30
3	WILLIAMS	SWARTZ	NARCOTICS	WC	D	07/16/2001	30	-	30
4	SPENCER	SWARTZ	NARCOTICS	WC	D	07/30/2001	30	-	30

<sup>1</sup> The attorney general or designee authorized the filing of the reported applications under the provisions of 18 U.S.C. 2516.

<sup>2</sup> Type: WS = Standard Telephone (Wire), WC = Cellular or Mobile Telephone (Wire), WO = Other (Wire), OM = Microphone (Oral), OO = Other (Oral), ED = Digital Pager (Electronic), EE = Computer or E-Mail (Electronic), EF = Fax Machine (Electronic), EO = Other (Electronic).

<sup>3</sup> Location: H = Personal Residence, B = Business, A = Public Area, D = Portable Device, O = Other Location, R = Roving (Relaxed Specification Order), N = Not Specified.

REPORT BY PROSECUTORS OF COURT-AUTHORIZED INTERCEPTS OF WIRE, ORAL, OR ELECTRONIC COMMUNICATIONS  
PURSUANT TO 18 U.S.C. 2519

A.O. Number	Number of Days in Operation <sup>4</sup>	Average Intercepts per Day	Number of <sup>5</sup>			Costs		Number of					
			Persons Intercepted	Intercepts	Incriminating Intercepts	Total Cost in \$	Other Than Manpower in \$	Arrests	Trials	Motions to Suppress Intercepts <sup>6</sup>			Persons Convicted
										G	D	P	
<b>TEXAS, WESTERN (CONTINUED)</b>													
17	20	37	10	748	44	26,964	200	-	-	-	-	-	
18	59	41	295	2,390	87	405,761	155,895	2	-	-	-	-	
19	120	50	29	5,973	1,467	29,720	2,500	12	-	-	-	-	
20	40	5	11	200	52	47,472	10,972	-	-	-	-	-	
21	60	20	50	1,171	285	186,000	6,000	4	-	-	-	-	
22	27	10	3	276	77	7,761	1,550	RELATED TO NO. 23					
23	30	20	11	613	46	9,007	1,550	12	-	-	-	-	
24	60	161	209	9,669	261	54,930	500	-	-	-	-	-	
25	30	54	33	1,619	457	104,325	49,626	7	-	-	-	-	
26	90	21	100	1,906	220	158,000	8,000	4	-	-	-	-	
27	60	68	30	4,070	387	61,215	650	-	-	-	-	-	
8*	22	10	63	222	20	2,646	1,000	-	-	-	-	-	
9*	116	61	2,310	7,123	406	483,074	133,051	4	-	-	-	2	
10*	30	20	99	591	-	13,992	-	RELATED TO NO. 9*					
11*	60	59	1,436	3,544	670	72,290	-	RELATED TO NO. 9*					
12*	29	39	NR	1,122	49	15,239	7,967	2	1	-	-	2	
<b>UTAH</b>													
1	59	117	48	6,890	2,979	105,594	2,430	16	-	-	-	5	
2	NI	-	-	-	-	-	-	-	-	-	-	-	
3	48	51	16	2,462	825	RELATED TO NO. 1		RELATED TO NO. 1					
4	9	31	7	275	15	RELATED TO NO. 1		RELATED TO NO. 1					
5	24	30	8	726	118	RELATED TO NO. 1		RELATED TO NO. 1					
<b>VIRGIN ISLANDS</b>													
1	19	106	72	2,005	86	41,662	1,800	-	-	-	-	-	
<b>VIRGINIA, EASTERN</b>													
1	30	12	35	350	40	24,149	-	9	-	-	-	7	
2	30	163	204	4,902	620	40,900	900	9	-	-	-	-	
3	23	139	191	3,192	574	30,500	500	9	-	-	-	-	
4	30	66	46	1,972	542	61,513	1,135	-	-	-	-	-	

<sup>4</sup>NI indicates never installed. I indicates installed but never used.

<sup>5</sup>NR indicates not reported or could not be determined.

<sup>6</sup>Motions: G = Granted, D = Denied, P = Pending.

\* This wiretap was terminated during 2000, but was not reported at that time because it was part of an ongoing investigation.

\*\* This wiretap was terminated during 1999 or earlier, but was not reported at that time because it was part of an ongoing investigation.

REPORT BY JUDGES OF COURT-AUTHORIZED INTERCEPTS OF WIRE, ORAL, OR ELECTRONIC COMMUNICATIONS  
PURSUANT TO 18 U.S.C. 2519

A.O. Number	Authorizing Official		Offense Specified	Intercept		Date of Application	Authorized Length		
	Judge	Attorney General <sup>1</sup>		Type <sup>2</sup>	Location <sup>3</sup>		Original Order (Days)	Number of Extensions	Total Length (Days)
<b>VIRGINIA, EASTERN (CONTINUED)</b>									
5	WILLIAMS	SWARTZ	NARCOTICS	WC	D	08/03/2001	30	-	30
6	SPENCER	MALCOLM	NARCOTICS	WC	D	08/30/2001	30	-	30
<b>WASHINGTON, WESTERN</b>									
1	PECHMAN	WARREN	NARCOTICS	WC	D	10/27/2000	30	3	120
1*	LASNIK	GERSHEL	NARCOTICS	WC	D	06/08/2000	30	2	90
<b>WISCONSIN, EASTERN</b>									
1	CLEVERT	SWARTZ	RACKETEERING	WC	D	04/17/2001	30	-	30

<sup>1</sup> The attorney general or designee authorized the filing of the reported applications under the provisions of 18 U.S.C. 2516.

<sup>2</sup> Type: WS = Standard Telephone (Wire), WC = Cellular or Mobile Telephone (Wire), WO = Other (Wire), OM = Microphone (Oral), OO = Other (Oral), ED = Digital Pager (Electronic), EE = Computer or E-Mail (Electronic), EF = Fax Machine (Electronic), EO = Other (Electronic).

<sup>3</sup> Location: H = Personal Residence, B = Business, A = Public Area, D = Portable Device, O = Other Location, R = Roving (Relaxed Specification Order), N = Not Specified.

REPORT BY PROSECUTORS OF COURT-AUTHORIZED INTERCEPTS OF WIRE, ORAL, OR ELECTRONIC COMMUNICATIONS  
PURSUANT TO 18 U.S.C. 2519

A.O. Number	Number of Days in Operation <sup>4</sup>	Average Intercepts per Day	Number of <sup>5</sup>			Costs		Number of					
			Persons Intercepted	Intercepts	Incriminating Intercepts	Total Cost in \$	Other Than Manpower in \$	Arrests	Trials	Motions to Suppress Intercepts <sup>6</sup>			Persons Convicted
										G	D	P	
<b>VIRGINIA, EASTERN (CONTINUED)</b>													
5	7	40	24	281	45	10,225	225	RELATED TO NO. 2					
6	30	69	65	2,066	757	72,693	2,270	-	-	-	-	-	-
<b>WASHINGTON, WESTERN</b>													
1	120	37	930	4,420	525	167,394	3,500	18	-	-	-	-	3
1*	88	19	223	1,644	583	408,443	110,000	92	3	-	-	-	41
<b>WISCONSIN, EASTERN</b>													
1	30	33	42	980	378	31,190	1,964	8	-	-	-	-	-

<sup>4</sup>NI indicates never installed. I indicates installed but never used.

<sup>5</sup>NR indicates not reported or could not be determined.

<sup>6</sup>Motions: G = Granted, D = Denied, P = Pending.

\* This wiretap was terminated during 2000, but was not reported at that time because it was part of an ongoing investigation.

\*\* This wiretap was terminated during 1999 or earlier, but was not reported at that time because it was part of an ongoing investigation.



SUPPLEMENTARY REPORT BY PROSECUTORS FOR INTERCEPTS TERMINATED IN CALENDAR YEAR 1991  
 AS OF DECEMBER 31, 2001

U.S. District Court	A.O. Report Number in 1991 Report*	Date of Application	Additional Activity During Calendar Year 2001							Persons Con- victed	Offense for Which Convicted
			Cost in \$	Persons Arrested	Trials Completed	Motions to Suppress Intercepts**					
						G	D	P			
PENNSYLVANIA, EASTERN											
	300)	05/29/1990	-	-	-	-	-	-	-	-	
	301	08/29/1990	-	-	-	-	-	-	1	NARCOTICS	
	302)	09/14/1990	-	-	-	-	-	-	-		

\*Report numbers followed by parentheses indicate reports linked to other wiretaps involving the same investigation.

\*\*Motions: G = Granted, D = Denied, P = Pending.

SUPPLEMENTARY REPORT BY PROSECUTORS FOR INTERCEPTS TERMINATED IN CALENDAR YEAR 1994  
 AS OF DECEMBER 31, 2001

U.S. District Court	A.O. Report Number in 1994 Report*	Date of Application	Additional Activity During Calendar Year 2001							Persons Con- victed	Offense for Which Convicted
			Cost in \$	Persons Arrested	Trials Completed	Motions to Suppress Intercepts**					
						G	D	P			
CALIFORNIA, NORTHERN											
	22	07/01/1994	-	1	-	-	-	-	1	NARCOTICS	
ILLINOIS, NORTHERN											
	164	05/26/1994	-	-	-	-	-	-	1	EXTORTION	
NEW YORK, WESTERN											
	418)	08/10/1994	-	-	-	-	-	-	-		

\*Report numbers followed by parentheses indicate reports linked to other wiretaps involving the same investigation.

\*\*Motions: G = Granted, D = Denied, P = Pending.

SUPPLEMENTARY REPORT BY PROSECUTORS FOR INTERCEPTS TERMINATED IN CALENDAR YEAR 1995  
 AS OF DECEMBER 31, 2001

U.S. District Court	A.O. Report Number in 1995 Report*	Date of Application	Additional Activity During Calendar Year 2001							Persons Convicted	Offense for Which Convicted
			Cost in \$	Persons Arrested	Trials Completed	Motions to Suppress Intercepts**					
						G	D	P			
<b>HAWAII</b>											
	158	12/02/1994	-	10	-	-	-	-	10	NARCOTICS	
<b>ILLINOIS, NORTHERN</b>											
	161	02/28/1994	-	1	-	-	-	-	1	RACKETEERING	
<b>MICHIGAN, EASTERN</b>											
	226)	01/31/1995	-	-	-	-	-	-	-		
	238)	06/27/1995	-	-	-	-	-	-	-		
	243)	08/22/1995	-	-	-	-	-	-	-		
	244	08/01/1995	-	-	-	-	-	-	2	NARCOTICS	
<b>NEW JERSEY</b>											
	296)	11/27/1995	-	-	-	-	-	-	-		
<b>NEW YORK, WESTERN</b>											
	377)	03/31/1994	-	-	-	-	-	-	-		
	378)	05/12/1994	-	-	-	-	-	-	-		
	379)	05/12/1994	-	-	-	-	-	-	-		
	380)	09/15/1994	-	-	-	-	-	-	-		
	381)	10/27/1994	-	-	-	-	-	-	-		
	383)	12/30/1994	-	-	-	-	-	-	-		

\*Report numbers followed by parentheses indicate reports linked to other wiretaps involving the same investigation.

\*\*Motions: G = Granted, D = Denied, P = Pending.

SUPPLEMENTARY REPORT BY PROSECUTORS FOR INTERCEPTS TERMINATED IN CALENDAR YEAR 1996  
AS OF DECEMBER 31, 2001

U.S. District Court	A.O. Report Number in 1996 Report*	Date of Application	Additional Activity During Calendar Year 2001							Persons Convicted	Offense for Which Convicted
			Cost in \$	Persons Arrested	Trials Completed	Motions to Suppress Intercepts**					
						G	D	P			
<b>ARIZONA</b>											
	5)	01/30/1996	-	-	-	-	-	-	-	-	
	6)	01/30/1996	-	-	-	-	-	-	-	-	
	14)	05/15/1996	-	-	-	-	-	-	-	-	
	19)	09/05/1996	-	-	-	-	-	-	-	-	
	20)	09/06/1996	-	-	-	-	-	-	-	-	
<b>COLORADO</b>											
	126)	07/17/1996	-	-	-	-	-	-	-	-	
	128)	08/14/1996	-	14	-	-	5	-	14	NARCOTICS	
	130)	09/05/1996	-	-	-	-	-	-	-	-	
<b>FLORIDA, MIDDLE</b>											
	140)	03/25/1996	-	1	-	-	-	-	1	NARCOTICS	
<b>GEORGIA, SOUTHERN</b>											
	203)	11/22/1996	-	18	-	-	1	-	17	NARCOTICS	
<b>ILLINOIS, NORTHERN</b>											
	208)	02/01/1996	-	-	-	-	-	-	-	-	
	210)	03/14/1996	-	-	-	-	-	-	-	-	
	211)	04/30/1996	-	-	-	-	-	-	-	-	
	220)	08/12/1996	-	-	2	-	7	-	7	RACKETEERING	
<b>LOUISIANA, EASTERN</b>											
	236)	12/19/1996	-	1	-	-	-	-	9	CONSPIRACY	
<b>MICHIGAN, EASTERN</b>											
	281)	06/28/1996	-	-	-	-	-	-	2	NARCOTICS	
<b>NEW JERSEY</b>											
	321)	07/10/1996	-	-	-	-	-	-	-	-	
	326)	11/27/1996	-	-	-	-	-	-	-	-	
	328)	01/12/1996	-	-	-	-	-	-	-	-	
	330)	01/19/1996	-	-	-	-	-	-	-	-	
	338)	09/16/1996	-	-	-	-	-	-	-	-	
<b>NEW YORK, WESTERN</b>											
	427)	02/16/1996	-	2	-	-	-	-	-	-	
	432)	04/29/1996	-	-	-	-	-	-	-	-	

\*Report numbers followed by parentheses indicate reports linked to other wiretaps involving the same investigation.  
\*\*Motions: G = Granted, D = Denied, P = Pending.

SUPPLEMENTARY REPORT BY PROSECUTORS FOR INTERCEPTS TERMINATED IN CALENDAR YEAR 1997  
AS OF DECEMBER 31, 2001

U.S. District Court	A.O. Report Number in 1997 Report*	Date of Application	Additional Activity During Calendar Year 2001							Persons Convicted	Offense for Which Convicted
			Cost in \$	Persons Arrested	Trials Completed	Motions to Suppress Intercepts**					
						G	D	P			
<b>ARIZONA</b>											
	7)	01/22/1996	-	-	-	-	-	-	-	-	
	8)	02/01/1996	-	-	-	-	-	-	-	-	
	9)	02/02/1996	-	-	-	-	-	-	-	-	
	10)	07/08/1996	-	-	-	-	-	-	-	-	
	12)	10/02/1996	-	-	-	-	-	-	-	-	
	13)	10/16/1996	-	-	-	-	-	-	-	-	
	16)	12/16/1996	-	-	-	-	-	-	-	-	
	17)	12/23/1996	-	-	-	-	-	-	-	-	
	18)	12/30/1996	-	-	-	-	-	-	2	NARCOTICS	
	20)	03/13/1997	-	1	-	-	-	-	1	RACKETEERING	
<b>CALIFORNIA, EASTERN</b>											
	47)	07/25/1997	-	-	1	-	-	-	2	NARCOTICS	
<b>ILLINOIS, NORTHERN</b>											
	206)	01/02/1996	-	-	-	-	-	-	-	-	
	207)	09/20/1996	-	-	-	-	-	-	-	-	
	233)	11/06/1997	-	-	-	-	5	-	3	RACKETEERING	
<b>LOUISIANA, EASTERN</b>											
	248)	01/10/1997	-	35	1	3	-	-	8	CONSPIRACY	
	253)	05/29/1997	-	49	-	-	-	-	12	CONSPIRACY	
<b>MICHIGAN, EASTERN</b>											
	282)	01/31/1997	-	-	-	-	-	-	4	NARCOTICS	
	287)	09/29/1997	-	2	-	-	-	-	5	CONSPIRACY	
	288)	10/24/1997	-	-	-	-	-	-	-	-	
<b>NEW JERSEY</b>											
	321)	11/20/1997	-	-	-	-	-	-	-	-	
<b>NEW YORK, WESTERN</b>											
	423)	05/05/1997	-	-	-	-	-	-	-	-	
	425)	05/23/1997	-	-	-	-	-	-	-	-	
	429)	07/07/1997	-	-	-	-	-	-	-	-	
<b>PENNSYLVANIA, EASTERN</b>											
	463)	03/14/1997	-	-	-	-	-	-	-	-	

\*Report numbers followed by parentheses indicate reports linked to other wiretaps involving the same investigation.

\*\*Motions: G = Granted, D = Denied, P = Pending.

SUPPLEMENTARY REPORT BY PROSECUTORS FOR INTERCEPTS TERMINATED IN CALENDAR YEAR 1997  
 AS OF DECEMBER 31, 2001 (CONTINUED)

U.S. District Court	A.O. Report Number in 1997 Report*	Date of Application	Additional Activity During Calendar Year 2001							Persons Convicted	Offense for Which Convicted
			Cost in \$	Persons Arrested	Trials Completed	Motions to Suppress Intercepts**					
						G	D	P			
PUERTO RICO											
	476	04/30/1997	-	-	-	-	-	-	1	NARCOTICS	
TEXAS, EASTERN											
	504	06/23/1997	-	-	-	-	-	-	6	FRAUD	
TEXAS, SOUTHERN											
	532)	10/17/1997	-	-	-	-	-	-	-		
	534	11/26/1997	-	1	-	-	-	-	1	NARCOTICS	

\*Report numbers followed by parentheses indicate reports linked to other wiretaps involving the same investigation.

\*\*Motions: G = Granted, D = Denied, P = Pending.

SUPPLEMENTARY REPORT BY PROSECUTORS FOR INTERCEPTS TERMINATED IN CALENDAR YEAR 1998  
AS OF DECEMBER 31, 2001

U.S. District Court	A.O. Report Number in 1998 Report*	Date of Application	Additional Activity During Calendar Year 2001							Persons Convicted	Offense for Which Convicted
			Cost in \$	Persons Arrested	Trials Completed	Motions to Suppress Intercepts**					
						G	D	P			
<b>ARKANSAS, EASTERN</b>											
	15	07/23/1998	-	-	-	-	-	-	1	NARCOTICS	
<b>CALIFORNIA, CENTRAL</b>											
	60	01/16/1998	-	-	-	-	1	-	-		
	64	01/30/1998	-	1	-	-	-	-	-		
	91	08/11/1998	-	1	-	-	-	-	-		
<b>CALIFORNIA, EASTERN</b>											
	33	06/26/1998	-	26	-	-	1	-	26	CONSPIRACY	
<b>COLORADO</b>											
	115	08/06/1998	-	-	-	-	-	-	8	NARCOTICS	
<b>CONNECTICUT</b>											
	120)	01/26/1998	-	-	-	-	-	-	-		
	121)	06/02/1998	-	-	-	-	-	-	-		
	122)	07/30/1998	-	-	-	-	-	-	-		
<b>FLORIDA, SOUTHERN</b>											
	170	09/08/1998	-	8	-	-	-	-	-		
	171)	09/11/1998	-	-	-	-	-	-	-		
	172	09/15/1998	-	1	-	-	-	-	-		
	175	10/16/1998	-	18	-	-	-	-	17	NARCOTICS	
<b>ILLINOIS, NORTHERN</b>											
	190	04/03/1998	-	29	-	-	-	-	29	NARCOTICS	
	196	07/10/1998	-	-	-	-	-	-	2	EXTORTION	
<b>IOWA, SOUTHERN</b>											
	205	03/06/1998	-	-	-	-	-	-	3	NARCOTICS	
<b>KANSAS</b>											
	209	10/21/1998	-	7	-	-	-	-	7	NARCOTICS	
<b>LOUISIANA, EASTERN</b>											
	217	04/28/1998	-	49	-	-	-	-	12	CONSPIRACY	
<b>MICHIGAN, EASTERN</b>											
	238	01/22/1998	-	1	-	-	-	-	3	NARCOTICS	
	239	03/03/1998	-	-	-	-	-	-	2	RACKETEERING	
	240)	03/04/1998	-	-	-	-	-	-	-		

\*Report numbers followed by parentheses indicate reports linked to other wiretaps involving the same investigation.

\*\*Motions: G = Granted, D = Denied, P = Pending.

SUPPLEMENTARY REPORT BY PROSECUTORS FOR INTERCEPTS TERMINATED IN CALENDAR YEAR 1998  
AS OF DECEMBER 31, 2001 (CONTINUED)

U.S. District Court	A.O. Report Number in 1998 Report*	Date of Application	Additional Activity During Calendar Year 2001							Persons Convicted	Offense for Which Convicted
			Cost in \$	Persons Arrested	Trials Completed	Motions to Suppress Intercepts**					
						G	D	P			
<b>NEVADA</b>											
	271	03/03/1998	-	17	-	-	-	-	6	\$LAUNDERING	
<b>NEW JERSEY</b>											
	278)	11/03/1997	-	-	-	-	-	-	-		
	282	01/16/1998	-	2	-	-	-	-	-		
	285	03/02/1998	-	7	1	-	-	-	7	RACKETEERING	
<b>NEW YORK, WESTERN</b>											
	383)	12/30/1997	-	-	-	-	-	-	-		
	386	02/09/1998	-	9	-	-	-	-	6	NARCOTICS	
	389	04/08/1998	-	-	-	-	-	-	2	NARCOTICS	
<b>OHIO, NORTHERN</b>											
	412	08/18/1998	-	59	-	-	-	-	57	NARCOTICS	
	414)	10/15/1998	-	-	-	-	-	-	-		
	415)	11/25/1998	-	-	-	-	-	-	-		
<b>OREGON</b>											
	424	03/20/1998	-	-	2	-	-	-	4	CONSPIRACY	
	425	04/02/1998	-	-	-	-	-	-	1	CONSPIRACY	
<b>PENNSYLVANIA, EASTERN</b>											
	426)	11/12/1998	-	-	-	-	-	-	-		
	430)	01/16/1998	-	-	-	-	-	-	-		
	433)	02/19/1998	-	-	-	-	-	-	-		
	436	03/09/1998	-	20	-	-	-	-	2	NARCOTICS	
	437)	03/09/1998	-	-	-	-	-	-	-		
	444	05/07/1998	-	-	1	-	-	-	6	CONSPIRACY	
	447	05/29/1998	-	20	-	-	-	-	2	CONSPIRACY	
<b>PUERTO RICO</b>											
	462)	05/15/1998	-	-	-	-	-	-	-		
	464)	06/18/1998	-	-	-	-	-	-	-		
	470)	11/24/1998	-	-	-	-	-	-	-		

\*Report numbers followed by parentheses indicate reports linked to other wiretaps involving the same investigation.

\*\*Motions: G = Granted, D = Denied, P = Pending.



SUPPLEMENTARY REPORT BY PROSECUTORS FOR INTERCEPTS TERMINATED IN CALENDAR YEAR 1998  
 AS OF DECEMBER 31, 2001 (CONTINUED)

U.S. District Court	A.O. Report Number in 1998 Report*	Date of Application	Additional Activity During Calendar Year 2001							Persons Convicted	Offense for Which Convicted
			Cost in \$	Persons Arrested	Trials Completed	Motions to Suppress Intercepts**					
						G	D	P			
<b>TENNESSEE, MIDDLE</b>											
	478	03/05/1998	-	-	-	-	-	-	6	FIREARMS	
	481)	03/05/1998	-	-	-	-	-	-	-		
	483)	03/30/1998	-	-	-	-	-	-	-		
	484)	04/08/1998	-	-	-	-	-	-	-		
	486)	11/25/1998	-	-	-	-	-	-	-		
<b>TEXAS, SOUTHERN</b>											
	533)	10/01/1998	-	-	-	-	-	-	-		
<b>TEXAS, WESTERN</b>											
	538	04/06/1998	-	2	-	-	-	-	-		
	539	04/06/1998	-	2	-	-	-	-	-		

\*Report numbers followed by parentheses indicate reports linked to other wiretaps involving the same investigation.

\*\*Motions: G = Granted, D = Denied, P = Pending.

SUPPLEMENTARY REPORT BY PROSECUTORS FOR INTERCEPTS TERMINATED IN CALENDAR YEAR 1999  
AS OF DECEMBER 31, 2001

U.S. District Court	A.O. Report Number in 1999 Report*	Date of Application	Additional Activity During Calendar Year 2001							
			Cost in \$	Persons Arrested	Trials Completed	Motions to Suppress Intercepts**			Persons Convicted	Offense for Which Convicted
						G	D	P		
<b>ALABAMA, MIDDLE</b>										
	12	06/01/1999	-	1	-	-	-	-	-	
<b>ARIZONA</b>										
	21)	04/22/1999	-	-	-	-	-	-	-	
	23	07/14/1999	-	-	-	-	-	-	18	NARCOTICS
<b>ARKANSAS, WESTERN</b>										
	30	07/16/1999	-	4	-	-	-	-	4	NARCOTICS
<b>CALIFORNIA, CENTRAL</b>										
	56	01/14/1999	-	-	-	-	-	-	4	NARCOTICS
<b>CALIFORNIA, EASTERN</b>										
	47	05/25/1999	-	-	-	-	-	-	4	NARCOTICS
<b>CALIFORNIA, NORTHERN</b>										
	37	03/16/1999	-	1	-	-	-	-	-	
<b>CALIFORNIA, SOUTHERN</b>										
	95	11/02/1998	-	-	-	-	-	-	5	NARCOTICS
	106	08/06/1999	-	-	-	-	-	-	3	FRAUD
<b>COLORADO</b>										
	107	08/12/1998	-	19	-	-	2	-	17	NARCOTICS
	108	08/18/1998	-	7	-	-	2	-	4	NARCOTICS
	113)	04/06/1999	-	-	-	-	-	-	-	
	117)	05/18/1999	-	-	-	-	-	-	-	
	118)	06/10/1999	-	-	-	-	-	-	-	
	119	07/15/1999	-	12	-	-	-	-	8	NARCOTICS
	120	07/23/1999	-	8	-	-	-	15	-	
	121)	07/30/1999	-	-	-	-	-	-	-	
<b>CONNECTICUT</b>										
	124)	10/13/1998	-	-	-	-	-	-	-	
	125	11/03/1998	-	-	-	-	-	-	1	NARCOTICS
	127	02/03/1999	-	-	-	-	-	-	20	NARCOTICS
	129	04/05/1999	-	-	-	-	-	-	5	NARCOTICS

\*Report numbers followed by parentheses indicate reports linked to other wiretaps involving the same investigation.

\*\*Motions: G = Granted, D = Denied, P = Pending.

SUPPLEMENTARY REPORT BY PROSECUTORS FOR INTERCEPTS TERMINATED IN CALENDAR YEAR 1999  
AS OF DECEMBER 31, 2001 (CONTINUED)

U.S. District Court	A.O. Report Number in 1999 Report*	Date of Application	Additional Activity During Calendar Year 2001							Persons Convicted	Offense for Which Convicted
			Cost in \$	Persons Arrested	Trials Completed	Motions to Suppress Intercepts**					
						G	D	P			
<b>CONNECTICUT (CONTINUED)</b>											
	130)	04/28/1999	-	-	-	-	-	-	-	-	
	133)	09/15/1999	-	-	-	-	-	-	-	-	
	686**	(See Appendix Table A-1 in this year's report.)									
	687**	(See Appendix Table A-1 in this year's report.)									
<b>DISTRICT OF COLUMBIA</b>											
	139	06/30/1999	-	23	-	-	-	-	21	NARCOTICS	
<b>FLORIDA, SOUTHERN</b>											
	160	04/23/1998	-	1	-	-	-	-	1	NARCOTICS	
	167)	09/02/1998	-	-	-	-	-	-	-		
	169)	10/07/1998	-	-	-	-	-	-	-		
	174)	12/04/1998	-	-	-	-	-	-	-		
	175	12/07/1998	-	12	-	-	-	-	12	RACKETEERING	
	185	03/18/1999	-	10	-	-	-	-	10	RACKETEERING	
	187)	04/30/1999	-	-	-	-	-	-	-		
	194)	06/29/1999	-	-	-	-	-	-	-		
	198	09/03/1999	-	-	1	-	-	-	2	CONSPIRACY	
	199	09/23/1999	-	3	-	-	-	-	3	RACKETEERING	
<b>ILLINOIS, NORTHERN</b>											
	213	09/14/1998	-	1	1	1	-	-	5	NARCOTICS	
	214)	10/30/1998	-	-	-	-	-	-	-		
	217)	02/22/1999	-	-	-	-	-	-	-		
	218	02/22/1999	-	-	2	-	-	-	26	NARCOTICS	
	219	03/03/1999	-	-	-	-	-	-	1	NARCOTICS	
<b>INDIANA, SOUTHERN</b>											
	233)	12/04/1998	-	-	-	-	-	-	-		
	234)	12/11/1998	-	-	-	-	-	-	-		
	235	01/14/1999	-	-	-	-	-	-	1	NARCOTICS	
	236	02/04/1999	-	2	-	-	-	-	2	NARCOTICS	
	237)	02/04/1999	-	-	-	-	-	-	-		

\*Report numbers followed by parentheses indicate reports linked to other wiretaps involving the same investigation.

\*\*Motions: G = Granted, D = Denied, P = Pending.

SUPPLEMENTARY REPORT BY PROSECUTORS FOR INTERCEPTS TERMINATED IN CALENDAR YEAR 1999  
AS OF DECEMBER 31, 2001 (CONTINUED)

U.S. District Court	A.O. Report Number in 1999 Report*	Date of Application	Additional Activity During Calendar Year 2001							Persons Convicted	Offense for Which Convicted
			Cost in \$	Persons Arrested	Trials Completed	Motions to Suppress Intercepts**					
						G	D	P			
<b>IOWA, NORTHERN</b>											
	240	06/03/1999	-	-	-	-	-	-	2	NARCOTICS	
<b>KANSAS</b>											
	241)	11/01/1999	-	-	-	-	-	-	-		
<b>LOUISIANA, EASTERN</b>											
	250	05/04/1999	-	12	-	-	-	-	4	NARCOTICS	
<b>LOUISIANA, WESTERN</b>											
	688**	(See Appendix Table A-1 in this year's report.)									
	689**	(See Appendix Table A-1 in this year's report.)									
<b>MARYLAND</b>											
	269	07/29/1999	-	-	-	-	-	-	2	NARCOTICS	
<b>MASSACHUSETTS</b>											
	279	06/25/1999	-	2	-	-	-	-	4	CONSPIRACY	
<b>MICHIGAN, EASTERN</b>											
	291)	02/25/1999	-	-	-	-	-	-	-		
	292	03/01/1999	-	-	-	-	-	-	8	GAMBLING	
	293	03/11/1999	-	5	-	-	-	-	13	FRAUD	
	299	09/14/1999	-	-	-	-	-	-	1	NARCOTICS	
<b>MINNESOTA</b>											
	307	12/24/1998	-	1	-	-	-	-	1	NARCOTICS	
<b>MISSOURI, WESTERN</b>											
	318	12/06/1999	-	-	14	-	-	-	23	NARCOTICS	
<b>NEBRASKA</b>											
	323	11/08/1999	-	-	-	-	-	-	1	NARCOTICS	
<b>NEVADA</b>											
	326	01/19/1999	-	-	-	-	-	-	3	NARCOTICS	
	328	03/12/1999	-	2	-	-	-	-	2	NARCOTICS	
	332	04/28/1999	-	-	-	-	-	-	3	NARCOTICS	

\*Report numbers followed by parentheses indicate reports linked to other wiretaps involving the same investigation.

\*\*Motions: G = Granted, D = Denied, P = Pending.

SUPPLEMENTARY REPORT BY PROSECUTORS FOR INTERCEPTS TERMINATED IN CALENDAR YEAR 1999  
AS OF DECEMBER 31, 2001 (CONTINUED)

U.S. District Court	A.O. Report Number in 1999 Report*	Date of Application	Additional Activity During Calendar Year 2001							Persons Convicted	Offense for Which Convicted
			Cost in \$	Persons Arrested	Trials Completed	Motions to Suppress Intercepts**					
						G	D	P			
<b>NEW YORK, WESTERN</b>											
	424)	04/08/1999	-	-	-	-	-	-	-	-	
	426)	04/23/1999	-	-	-	-	-	-	-	-	
	427)	06/24/1999	-	75	-	-	-	-	54		NARCOTICS
<b>OHIO, NORTHERN</b>											
	430)	10/29/1998	-	-	-	-	-	-	-	-	
	431)	11/13/1998	-	1	-	-	-	-	2		NARCOTICS
	436)	10/28/1999	-	18	-	-	-	-	16		NARCOTICS
	437)	10/28/1999	-	-	-	-	-	-	-	-	
<b>OHIO, SOUTHERN</b>											
	443)	07/14/1999	-	-	-	-	-	-	-	-	
	444)	09/16/1999	-	21	-	-	-	-	16		NARCOTICS
<b>PENNSYLVANIA, EASTERN</b>											
	455)	10/09/1998	-	-	-	-	-	-	-	-	
	456)	10/22/1998	-	-	-	-	-	-	-	-	
	457)	11/17/1998	-	-	-	-	-	-	-	-	
	458)	11/23/1998	-	-	-	-	-	-	-	-	
	459)	10/09/1998	-	-	-	-	-	-	-	-	
	460)	01/29/1999	-	-	-	-	-	-	-	-	
	462)	02/10/1999	-	-	-	-	-	-	-	-	
	464)	03/12/1999	-	-	-	-	-	-	-	-	
	465)	03/02/1999	-	-	-	-	-	-	15		NARCOTICS
	471)	10/28/1999	-	-	-	-	-	-	-	-	
<b>PUERTO RICO</b>											
	481)	02/08/1999	-	-	-	-	-	-	-	-	
	484)	03/23/1999	-	5	-	-	-	-	-	-	
	486)	04/08/1999	-	-	-	-	-	-	-	-	
	494)	09/29/1999	-	-	-	-	-	-	-	-	
	495)	11/24/1999	-	19	-	-	-	-	3		NARCOTICS

\*Report numbers followed by parentheses indicate reports linked to other wiretaps involving the same investigation.

\*\*Motions: G = Granted, D = Denied, P = Pending.

SUPPLEMENTARY REPORT BY PROSECUTORS FOR INTERCEPTS TERMINATED IN CALENDAR YEAR 1999  
AS OF DECEMBER 31, 2001 (CONTINUED)

U.S. District Court	A.O. Report Number in 1999 Report*	Date of Application	Additional Activity During Calendar Year 2001							Persons Convicted	Offense for Which Convicted
			Cost in \$	Persons Arrested	Trials Completed	Motions to Suppress Intercepts**					
						G	D	P			
<b>TENNESSEE, MIDDLE</b>											
	500)	12/17/1998	-	-	-	-	-	-	-	-	
	501)	02/24/1999	-	-	-	-	-	-	-	-	
	502	03/17/1999	-	-	-	-	-	-	4	NARCOTICS	
<b>TENNESSEE, WESTERN</b>											
	503	02/26/1999	-	-	-	-	-	-	2	NARCOTICS	
	504	03/01/1999	-	4	-	-	-	1	3	CONSPIRACY	
	505)	03/05/1999	-	-	-	-	-	-	-	-	
	506)	03/11/1999	-	-	-	-	-	-	-	-	
<b>TEXAS, SOUTHERN</b>											
	537)	02/03/1999	-	-	-	-	-	-	-	-	
	541)	03/18/1999	-	-	-	-	-	-	-	-	
	542	05/06/1999	-	5	-	-	-	-	5	NARCOTICS	
	544)	07/07/1999	-	-	-	-	-	-	-	-	
	545)	07/26/1999	-	-	-	-	-	-	-	-	
	546	08/02/1999	-	3	-	-	-	-	8	NARCOTICS	
	548	09/20/1999	-	4	-	-	-	-	4	BRIBERY	
	549)	10/14/1999	-	-	-	-	-	-	-	-	
	550	10/19/1999	-	-	1	-	-	-	-	-	
<b>UTAH</b>											
	582)	11/09/1998	-	-	-	-	-	-	-	-	
	583)	02/25/1999	-	-	-	-	-	-	-	-	
	584)	04/16/1999	-	-	-	-	-	-	-	-	
	585)	08/03/1999	-	-	-	-	-	-	-	-	
	586)	09/17/1999	-	-	-	-	-	-	-	-	
	587	09/17/1999	-	2	4	-	-	-	4	NARCOTICS	
<b>WASHINGTON, WESTERN</b>											
	596)	06/22/1999	-	-	-	-	-	-	-	-	
	597	08/18/1999	-	3	-	-	-	-	4	NARCOTICS	

\*Report numbers followed by parentheses indicate reports linked to other wiretaps involving the same investigation.

\*\*Motions: G = Granted, D = Denied, P = Pending.

SUPPLEMENTARY REPORT BY PROSECUTORS FOR INTERCEPTS TERMINATED IN CALENDAR YEAR 2000  
AS OF DECEMBER 31, 2001

U.S. District Court	A.O. Report Number in 2000 Report*	Date of Application	Additional Activity During Calendar Year 2001							Persons Convicted	Offense for Which Convicted
			Cost in \$	Persons Arrested	Trials Completed	Motions to Suppress Intercepts**					
						G	D	P			
<b>ARIZONA</b>											
	3)	12/27/1999	-	-	-	-	-	-	-	-	
	5	01/04/2000	-	1	-	-	-	-	-	-	
	7	03/22/2000	-	-	-	-	-	-	7	RACKETEERING	
<b>CALIFORNIA, CENTRAL</b>											
	1	11/10/1999	-	21	-	-	2	-	-		
	3	12/26/1999	-	-	1	-	-	-	2	SMUGGLING	
	9	02/18/2000	-	20	-	-	5	1	15	NARCOTICS	
	15	05/04/2000	-	13	-	-	-	-	5	CONSPIRACY	
	16	05/05/2000	-	2	-	-	-	-	2	THEFT	
	23)	06/21/2000	-	-	-	-	-	-	-		
	24)	06/30/2000	-	-	-	-	-	-	-		
	30	10/06/2000	-	10	-	-	-	-	5	CONSPIRACY	
	31*	(See Appendix Table A-1 in this year's report.)									
	32*	(See Appendix Table A-1 in this year's report.)									
	33*	(See Appendix Table A-1 in this year's report.)									
	34*	(See Appendix Table A-1 in this year's report.)									
	35*	(See Appendix Table A-1 in this year's report.)									
	36*	(See Appendix Table A-1 in this year's report.)									
	37*	(See Appendix Table A-1 in this year's report.)									
	38*	(See Appendix Table A-1 in this year's report.)									
	39*	(See Appendix Table A-1 in this year's report.)									
	40*	(See Appendix Table A-1 in this year's report.)									
	41*	(See Appendix Table A-1 in this year's report.)									
	42*	(See Appendix Table A-1 in this year's report.)									
	608	08/11/1998	-	36	4	-	2	-	40	RACKETEERING	
	610)	11/23/1998	-	-	-	-	-	-	-		
	611	12/07/1998	-	21	1	-	6	-	17	NARCOTICS	
	612)	12/18/1998	-	-	-	-	-	-	-		
	614	01/13/1999	-	1	-	-	-	-	6	NARCOTICS	

\*Report numbers followed by parentheses indicate reports linked to other wiretaps involving the same investigation.

\*\*Motions: G = Granted, D = Denied, P = Pending.

SUPPLEMENTARY REPORT BY PROSECUTORS FOR INTERCEPTS TERMINATED IN CALENDAR YEAR 2000  
AS OF DECEMBER 31, 2001 (CONTINUED)

U.S. District Court	A.O. Report Number in 2000 Report*	Date of Application	Additional Activity During Calendar Year 2001							Persons Convicted	Offense for Which Convicted
			Cost in \$	Persons Arrested	Trials Completed	Motions to Suppress Intercepts**					
						G	D	P			
<b>CALIFORNIA, CENTRAL (CONTINUED)</b>											
	616	01/29/1999	-	10	1	-	-	-	9	NARCOTICS	
	619	05/26/1999	-	1	-	-	-	-	8	RACKETEERING	
	621)	09/16/1999	-	-	-	-	-	-	-		
	622)	10/29/1999	-	-	-	-	-	-	-		
<b>CALIFORNIA, EASTERN</b>											
	1	03/30/2000	-	14	-	-	-	-	-		
	7*	(See Appendix Table A-1 in this year's report.)									
	8*	(See Appendix Table A-1 in this year's report.)									
	16)	05/23/2000	-	-	-	-	-	-	-		
<b>CALIFORNIA, NORTHERN</b>											
	1	03/10/2000	-	4	-	-	-	-	-		
	3	05/09/2000	-	13	-	-	-	-	2	NARCOTICS	
	8*	(See Appendix Table A-1 in this year's report.)									
<b>CALIFORNIA, SOUTHERN</b>											
	1	01/04/2000	-	2	-	-	-	-	1	CONSPIRACY	
	2	01/04/2000	-	-	1	-	-	-	3	NARCOTICS	
<b>COLORADO</b>											
	5)	02/10/2000	-	-	-	-	-	-	-		
	8	05/22/2000	-	2	-	-	-	-	-		
	11*	(See Appendix Table A-1 in this year's report.)									
<b>CONNECTICUT</b>											
	1	10/27/1999	-	1	-	-	-	-	2	RACKETEERING	
	6	11/01/2000	-	1	1	-	-	-	3	NARCOTICS	
	8	12/13/2000	-	-	-	-	-	-	8	RACKETEERING	
	9*	(See Appendix Table A-1 in this year's report.)									
	10*	(See Appendix Table A-1 in this year's report.)									
	11*	(See Appendix Table A-1 in this year's report.)									
	12*	(See Appendix Table A-1 in this year's report.)									
	568)	08/31/1998	-	-	-	-	-	-	-		
	633	07/23/1999	-	6	-	-	-	-	24	NARCOTICS	

\*Report numbers followed by parentheses indicate reports linked to other wiretaps involving the same investigation.  
\*\*Motions: G = Granted, D = Denied, P = Pending.



SUPPLEMENTARY REPORT BY PROSECUTORS FOR INTERCEPTS TERMINATED IN CALENDAR YEAR 2000  
AS OF DECEMBER 31, 2001 (CONTINUED)

U.S. District Court	A.O. Report Number in 2000 Report*	Date of Application	Additional Activity During Calendar Year 2001							Persons Convicted	Offense for Which Convicted
			Cost in \$	Persons Arrested	Trials Completed	Motions to Suppress Intercepts**					
						G	D	P			
<b>DISTRICT OF COLUMBIA</b>											
	7	06/07/2000	-	35	-	-	-	-	22	NARCOTICS	
	13	09/14/2000	-	26	-	-	-	-	21	NARCOTICS	
	14	10/05/2000	-	5	-	-	-	-	3	NARCOTICS	
	15	11/30/2000	-	2	-	-	-	-	-		
<b>FLORIDA, MIDDLE</b>											
	1*	(See Appendix Table A-1 in this year's report.)									
<b>FLORIDA, SOUTHERN</b>											
	3	01/07/2000	-	40	-	-	-	-	4	\$LAUNDERING	
	4	01/21/2000	-	4	-	-	-	-	1	NARCOTICS	
	13*	(See Appendix Table A-1 in this year's report.)									
<b>GEORGIA, MIDDLE</b>											
	1*	(See Appendix Table A-1 in this year's report.)									
	2*	(See Appendix Table A-1 in this year's report.)									
<b>GEORGIA, NORTHERN</b>											
	4	07/19/2000	-	2	-	-	-	2	26	NARCOTICS	
	7*	(See Appendix Table A-1 in this year's report.)									
	8*	(See Appendix Table A-1 in this year's report.)									
<b>HAWAII</b>											
	3)	03/03/2000	-	-	-	-	-	-	-		
	4)	03/28/2000	-	-	-	-	-	-	-		
	7	05/05/2000	-	10	-	-	-	-	12	NARCOTICS	
	9	11/03/2000	-	5	-	-	-	-	5	NARCOTICS	
	11*	(See Appendix Table A-1 in this year's report.)									
<b>ILLINOIS, NORTHERN</b>											
	14	04/06/2000	-	4	1	-	-	-	-		
	29*	(See Appendix Table A-1 in this year's report.)									
	30*	(See Appendix Table A-1 in this year's report.)									
	639	08/17/1999	-	5	1	-	-	-	2	NARCOTICS	

\*Report numbers followed by parentheses indicate reports linked to other wiretaps involving the same investigation.

\*\*Motions: G = Granted, D = Denied, P = Pending.

SUPPLEMENTARY REPORT BY PROSECUTORS FOR INTERCEPTS TERMINATED IN CALENDAR YEAR 2000  
AS OF DECEMBER 31, 2001 (CONTINUED)

U.S. District Court	A.O. Report Number in 2000 Report*	Date of Application	Additional Activity During Calendar Year 2001							
			Cost in \$	Persons Arrested	Trials Completed	Motions to Suppress Intercepts**			Persons Convicted	Offense for Which Convicted
						G	D	P		
<b>IOWA, NORTHERN</b>										
	1	06/04/2000	-	9	-	-	-	-	-	
<b>KENTUCKY, WESTERN</b>										
	1*	(See Appendix Table A-1 in this year's report.)								
<b>LOUISIANA, EASTERN</b>										
	4	05/19/2000	-	4	-	-	-	-	-	
	5	05/25/2000	-	9	1	-	-	-	9	NARCOTICS
	7	06/29/2000	-	9	-	-	-	-	9	NARCOTICS
	8	07/31/2000	-	8	-	-	-	-	16	NARCOTICS
	12*	(See Appendix Table A-1 in this year's report.)								
	13*	(See Appendix Table A-1 in this year's report.)								
<b>MARYLAND</b>										
	1)	03/07/2000	-	-	-	-	-	-	-	
	2	05/05/2000	-	-	-	-	-	-	1	NARCOTICS
	6*	(See Appendix Table A-1 in this year's report.)								
	7*	(See Appendix Table A-1 in this year's report.)								
	643	11/24/1999	-	4	-	-	-	-	-	
	644)	11/24/1999	-	-	-	-	-	-	-	
<b>MASSACHUSETTS</b>										
	15	10/27/2000	-	9	-	-	-	-	5	CONSPIRACY
<b>MICHIGAN, EASTERN</b>										
	3	03/02/2000	-	7	-	-	-	-	-	
	6)	06/05/2000	-	-	-	-	-	-	-	
	8	09/19/2000	-	16	-	-	-	-	7	NARCOTICS
<b>MINNESOTA</b>										
	5	05/11/2000	-	2	-	-	-	-	2	NARCOTICS
	6	05/25/2000	-	-	-	-	-	-	11	NARCOTICS

\*Report numbers followed by parentheses indicate reports linked to other wiretaps involving the same investigation.

\*\*Motions: G = Granted, D = Denied, P = Pending.

SUPPLEMENTARY REPORT BY PROSECUTORS FOR INTERCEPTS TERMINATED IN CALENDAR YEAR 2000  
AS OF DECEMBER 31, 2001 (CONTINUED)

U.S. District Court	A.O. Report Number in 2000 Report*	Date of Application	Additional Activity During Calendar Year 2001							Persons Convicted	Offense for Which Convicted
			Cost in \$	Persons Arrested	Trials Completed	Motions to Suppress Intercepts**					
						G	D	P			
<b>MISSOURI, WESTERN</b>											
	2	11/22/2000	-	5	-	-	-	-	-		
<b>NEVADA</b>											
	3	02/15/2000	-	2	-	-	-	-	-		
	9	05/24/2000	-	2	-	-	-	-	-		
	10	06/05/2000	-	10	-	-	-	-	15	\$LAUNDERING	
	14*	(See Appendix Table A-1 in this year's report.)									
<b>NEW JERSEY</b>											
	24	09/27/2000	-	1	-	-	-	-	-		
<b>NEW YORK, EASTERN</b>											
	1	12/01/1999	-	13	-	-	-	-	13	NARCOTICS	
	2	12/07/1999	-	2	-	-	-	-	2	NARCOTICS	
	3	12/13/1999	-	6	-	-	-	-	-		
	16	05/18/2000	-	59	-	-	-	-	-		
	19	06/01/2000	-	7	-	-	-	-	-		
	22*	(See Appendix Table A-1 in this year's report.)									
	23*	(See Appendix Table A-1 in this year's report.)									
	24*	(See Appendix Table A-1 in this year's report.)									
	25*	(See Appendix Table A-1 in this year's report.)									
	651)	01/29/1999	-	-	-	-	-	-	-		
	652)	02/01/1999	-	-	-	-	-	-	-		
	654)	05/13/1999	-	-	-	-	-	-	-		
	658	07/13/1999	-	5	-	1	1	1	7	NARCOTICS	
	659	10/20/1999	-	7	-	-	-	-	-		
<b>NEW YORK, NORTHERN</b>											
	1	01/21/2000	-	1	-	-	-	-	-		
	3)	04/07/2000	-	-	-	-	-	-	-		
	5	05/03/2000	-	4	-	-	-	-	6	NARCOTICS	
	8	10/06/2000	-	3	-	-	-	-	-		
	9*	(See Appendix Table A-1 in this year's report.)									

\*Report numbers followed by parentheses indicate reports linked to other wiretaps involving the same investigation.

\*\*Motions: G = Granted, D = Denied, P = Pending.

SUPPLEMENTARY REPORT BY PROSECUTORS FOR INTERCEPTS TERMINATED IN CALENDAR YEAR 2000  
AS OF DECEMBER 31, 2001 (CONTINUED)

U.S. District Court	A.O. Report Number in 2000 Report*	Date of Application	Additional Activity During Calendar Year 2001							Persons Convicted	Offense for Which Convicted
			Cost in \$	Persons Arrested	Trials Completed	Motions to Suppress Intercepts**					
						G	D	P			
<b>NEW YORK, SOUTHERN</b>											
	1	10/18/1999	-	24	-	-	-	-	4	NARCOTICS	
	10	02/16/2000	-	3	-	-	-	-	1	NARCOTICS	
	13	03/02/2000	-	4	1	-	-	-	16	\$LAUNDERING	
	16	07/14/2000	-	4	-	-	-	-	11	NARCOTICS	
	26*	(See Appendix Table A-1 in this year's report.)									
	27*	(See Appendix Table A-1 in this year's report.)									
	28*	(See Appendix Table A-1 in this year's report.)									
	29*	(See Appendix Table A-1 in this year's report.)									
	30*	(See Appendix Table A-1 in this year's report.)									
	666)	09/15/1999	-	-	-	-	-	-	-		
	667)	10/20/1999	-	-	-	-	-	-	-		
<b>NEW YORK, WESTERN</b>											
	2	12/03/1999	-	3	-	-	-	-	1	NARCOTICS	
	3	12/23/1999	-	8	3	-	-	-	-		
	9)	11/01/2000	-	-	-	-	-	-	-		
	672)	10/05/1999	-	-	-	-	-	-	-		
<b>NORTH CAROLINA, MIDDLE</b>											
	1	10/05/2000	-	5	-	-	-	-	5	NARCOTICS	
<b>NORTH CAROLINA, WESTERN</b>											
	1	05/10/2000	-	9	-	-	-	-	-		
	3*	(See Appendix Table A-1 in this year's report.)									
<b>OHIO, NORTHERN</b>											
	1)	12/02/1999	-	-	-	-	-	-	-		
	2)	12/17/1999	-	-	-	-	-	-	-		
	3)	01/24/2000	-	-	-	-	-	-	-		
	10)	04/11/2000	-	-	-	-	-	-	-		
	21	06/15/2000	-	19	-	-	-	-	-		
<b>OHIO, SOUTHERN</b>											
	8	10/19/2000	-	7	-	-	-	-	7	NARCOTICS	

\*Report numbers followed by parentheses indicate reports linked to other wiretaps involving the same investigation.  
\*\*Motions: G = Granted, D = Denied, P = Pending.

SUPPLEMENTARY REPORT BY PROSECUTORS FOR INTERCEPTS TERMINATED IN CALENDAR YEAR 2000  
AS OF DECEMBER 31, 2001 (CONTINUED)

U.S. District Court	A.O. Report Number in 2000 Report*	Date of Application	Additional Activity During Calendar Year 2001							Persons Convicted	Offense for Which Convicted
			Cost in \$	Persons Arrested	Trials Completed	Motions to Suppress Intercepts**					
						G	D	P			
<b>OKLAHOMA, WESTERN</b>											
	1	11/04/1999	-	2	-	-	-	-	3	NARCOTICS	
	10*	(See Appendix Table A-1 in this year's report.)									
	11*	(See Appendix Table A-1 in this year's report.)									
	12*	(See Appendix Table A-1 in this year's report.)									
<b>OREGON</b>											
	1	01/04/2000	-	-	-	-	-	-	2	GAMBLING	
	2	01/10/2000	-	-	-	-	-	-	3	NARCOTICS	
	3)	02/03/2000	-	-	-	-	-	-	-		
	4)	03/27/2000	-	-	-	-	-	-	-		
	5)	04/13/2000	-	-	-	-	-	-	-		
	6)	04/26/2000	-	-	-	-	-	-	-		
	7)	04/26/2000	-	-	-	-	-	-	-		
	9	06/08/2000	-	4	-	-	-	-	6	CONSPIRACY	
	10)	06/21/2000	-	-	-	-	-	-	-		
<b>PENNSYLVANIA, EASTERN</b>											
	2	06/06/2000	-	4	-	-	-	-	-		
	3)	07/17/2000	-	-	-	-	-	-	-		
	4	08/14/2000	-	17	1	-	-	-	13	NARCOTICS	
	6*	(See Appendix Table A-1 in this year's report.)									
	7*	(See Appendix Table A-1 in this year's report.)									
	8*	(See Appendix Table A-1 in this year's report.)									
	9*	(See Appendix Table A-1 in this year's report.)									
	10*	(See Appendix Table A-1 in this year's report.)									
	11*	(See Appendix Table A-1 in this year's report.)									
	675	12/15/1999	-	3	-	-	-	-	3	NARCOTICS	
<b>PENNSYLVANIA, MIDDLE</b>											
	1	01/04/2000	-	1	-	-	-	-	19	NARCOTICS	
	2)	01/10/2000	-	-	-	-	-	-	-		
	3)	04/04/2000	-	-	-	-	-	-	-		
	4	05/15/2000	-	19	-	-	-	-	11	CONSPIRACY	

\*Report numbers followed by parentheses indicate reports linked to other wiretaps involving the same investigation.

\*\*Motions: G = Granted, D = Denied, P = Pending.

SUPPLEMENTARY REPORT BY PROSECUTORS FOR INTERCEPTS TERMINATED IN CALENDAR YEAR 2000  
AS OF DECEMBER 31, 2001 (CONTINUED)

U.S. District Court	A.O. Report Number in 2000 Report*	Date of Application	Additional Activity During Calendar Year 2001							Persons Convicted	Offense for Which Convicted
			Cost in \$	Persons Arrested	Trials Completed	Motions to Suppress Intercepts**					
						G	D	P			
<b>PENNSYLVANIA, WESTERN</b>											
	4*	(See Appendix Table A-1 in this year's report.)									
<b>PUERTO RICO</b>											
	1)	01/24/2000	-	-	-	-	-	-	-		
	7	07/31/2000	-	21	-	-	-	-	-		
	11*	(See Appendix Table A-1 in this year's report.)									
<b>RHODE ISLAND</b>											
	1*	(See Appendix Table A-1 in this year's report.)									
	2*	(See Appendix Table A-1 in this year's report.)									
<b>SOUTH CAROLINA</b>											
	2	09/25/2000	-	41	-	-	-	-	26	NARCOTICS	
	5*	(See Appendix Table A-1 in this year's report.)									
<b>TENNESSEE, EASTERN</b>											
	1*	(See Appendix Table A-1 in this year's report.)									
<b>TENNESSEE, MIDDLE</b>											
	1	09/07/2000	-	15	-	-	-	-	18	NARCOTICS	
	2)	09/27/2000	-	-	-	-	-	-	-		
	3*	(See Appendix Table A-1 in this year's report.)									
<b>TEXAS, EASTERN</b>											
	1)	07/16/1999	-	-	-	-	-	-	-		
	2)	09/29/2000	-	-	-	-	-	-	-		
	3)	01/03/2000	-	-	-	-	-	-	-		
	4	02/04/2000	-	-	-	-	-	-	8	CONSPIRACY	
	5)	03/13/2000	-	-	-	-	-	-	-		
	681)	06/24/1999	-	-	-	-	-	-	-		
<b>TEXAS, NORTHERN</b>											
	3	12/23/1999	-	-	-	-	-	-	20	NARCOTICS	
	10*	(See Appendix Table A-1 in this year's report.)									
	11*	(See Appendix Table A-1 in this year's report.)									
	12*	(See Appendix Table A-1 in this year's report.)									
	13*	(See Appendix Table A-1 in this year's report.)									

\*Report numbers followed by parentheses indicate reports linked to other wiretaps involving the same investigation.  
\*\*Motions: G = Granted, D = Denied, P = Pending.

SUPPLEMENTARY REPORT BY PROSECUTORS FOR INTERCEPTS TERMINATED IN CALENDAR YEAR 2000  
AS OF DECEMBER 31, 2001 (CONTINUED)

U.S. District Court	A.O. Report Number in 2000 Report*	Date of Application	Additional Activity During Calendar Year 2001							Persons Convicted	Offense for Which Convicted
			Cost in \$	Persons Arrested	Trials Completed	Motions to Suppress Intercepts**					
						G	D	P			
<b>TEXAS, SOUTHERN</b>											
	2	11/30/1999	-	2	-	-	-	-	2	NARCOTICS	
	3	12/07/1999	-	15	1	-	-	-	11	NARCOTICS	
	4	12/31/1999	-	1	-	-	-	-	1	NARCOTICS	
	15)	07/13/2000	-	-	-	-	-	-	-		
	21)	08/16/2000	-	-	-	-	-	-	-		
	23)	08/28/2000	-	-	-	-	-	-	-		
	25)	10/03/2000	-	-	-	-	-	-	-		
	29)	10/30/2000	-	-	-	-	-	-	-		
	32	11/27/2000	-	11	-	-	-	-	3	NARCOTICS	
	33*	(See Appendix Table A-1 in this year's report.)									
	34*	(See Appendix Table A-1 in this year's report.)									
	35*	(See Appendix Table A-1 in this year's report.)									
	36*	(See Appendix Table A-1 in this year's report.)									
	37*	(See Appendix Table A-1 in this year's report.)									
<b>TEXAS, WESTERN</b>											
	8*	(See Appendix Table A-1 in this year's report.)									
	9*	(See Appendix Table A-1 in this year's report.)									
	10*	(See Appendix Table A-1 in this year's report.)									
	11*	(See Appendix Table A-1 in this year's report.)									
	12*	(See Appendix Table A-1 in this year's report.)									
<b>UTAH</b>											
	1	11/27/2000	-	18	-	-	-	-	14	NARCOTICS	
	2)	03/16/2000	-	-	-	-	-	-	-		
	3)	03/16/2000	-	-	-	-	-	-	-		
	4)	04/25/2000	-	-	-	-	-	-	-		
	5	05/05/2000	-	1	-	-	-	-	3	NARCOTICS	
<b>VIRGINIA, EASTERN</b>											
	1)	10/18/2000	-	-	-	-	-	-	-		
<b>WASHINGTON, WESTERN</b>											
	1*	(See Appendix Table A-1 in this year's report.)									

\*Report numbers followed by parentheses indicate reports linked to other wiretaps involving the same investigation.

\*\*Motions: G = Granted, D = Denied, P = Pending.

SUPPLEMENTARY REPORT BY PROSECUTORS FOR INTERCEPTS TERMINATED IN CALENDAR YEAR 2000  
 AS OF DECEMBER 31, 2001 (CONTINUED)

U.S. District Court	A.O. Report Number in 2000 Report*	Date of Application	Additional Activity During Calendar Year 2001							Persons Convicted	Offense for Which Convicted
			Cost in \$	Persons Arrested	Trials Completed	Motions to Suppress Intercepts**					
						G	D	P			
WISCONSIN, EASTERN											
	3)	09/06/2000	-	-	-	-	-	-	-	-	
	4	10/31/2000	-	11	-	-	-	-	3	NARCOTICS	

\*Report numbers followed by parentheses indicate reports linked to other wiretaps involving the same investigation.  
 \*\*Motions: G = Granted, D = Denied, P = Pending.



REPORT BY JUDGES OF COURT-AUTHORIZED INTERCEPTS OF WIRE, ORAL, OR ELECTRONIC COMMUNICATIONS  
PURSUANT TO 18 U.S.C. 2519

A.O. Number	Authorizing Official		Offense Specified	Intercept		Date of Application and (Amendment)	Authorized Length		
	Judge	Prosecutor <sup>1</sup>		Type <sup>2</sup>	Location <sup>3</sup>		Original Order (Days)	Number of Extensions	Total Length (Days)
<b>MARICOPA</b>									
1	SHELDON	ROMLEY	NARCOTICS	WS,WC	H,D	01/16/2001	30	3	120
2	SHELDON	ROMLEY	MURDER	WS,WC	H,D	01/26/2001	30	1	60
<b>STATE ATTORNEY GENERAL</b>									
1	CRUIKSHANK	NAPOLITANO	RACKETEERING	WS	H	04/20/2001	30	2	90
2	CRUIKSHANK	NAPOLITANO	RACKETEERING	WC	D	05/11/2001	30	1	60
3	BALLINGER	NAPOLITANO	RACKETEERING	WS,WC,ED	H,D	05/16/2001	30	3	120
4	CRUIKSHANK	NAPOLITANO	RACKETEERING	WC	D	05/17/2001	30	0	30
5	CRUIKSHANK	NAPOLITANO	RACKETEERING	WC	D	06/22/2001	30	0	30
6	ACUNA	NAPOLITANO	RACKETEERING	WS	H	07/10/2001	30	0	30
7	KAUFMAN	NAPOLITANO	ASSAULT	WC,ED,EO	D,O	07/11/2001	6	0	6
8	MCVEY	NAPOLITANO	NARCOTICS	WS,WC,ED	H,D	08/24/2001	30	2	90

<sup>1</sup> The prosecuting official authorized the filing of the application under provisions of the state's statute. (See Table 1 for this state's statutory citation.)

<sup>2</sup> Type: WS = Standard Telephone (Wire), WC = Cellular or Mobile Telephone (Wire), WO = Other (Wire), OM = Microphone (Oral), OO = Other (Oral), ED = Digital Pager (Electronic), EE = Computer or E-Mail (Electronic), EF = Fax Machine (Electronic), EO = Other (Electronic).

<sup>3</sup> Location: H = Personal Residence, B = Business, A = Public Area, D = Portable Device, O = Other Location, R = Roving (Relaxed Specification Order), N = Not Specified.

REPORT BY PROSECUTORS OF COURT-AUTHORIZED INTERCEPTS OF WIRE, ORAL, OR ELECTRONIC COMMUNICATIONS  
PURSUANT TO 18 U.S.C. 2519

A.O. Number	Number Of Days in Operation <sup>4</sup>	Average Intercepts per Day	Number of <sup>5</sup>			Costs		Number of					
			Persons Intercepted	Intercepts	Incriminating Intercepts	Total Cost in \$	Other Than Manpower in \$	Arrests	Trials	Motions to Suppress Intercepts <sup>6</sup>			Persons Convicted
										G	D	P	
<b>MARICOPA</b>													
1	90	68	100	6,106	914	686,774	23,294	21	-	-	-	1	4
2	60	-	30	4	380	236,820	15,300	-	-	-	-	-	-
<b>STATE ATTORNEY GENERAL</b>													
1	90	51	811	4,629	176	82,710	14,180	-	-	-	-	-	-
2	60	51	91	3,066	379	41,355	7,090	-	-	-	-	-	-
3	120	230	50	27,604	2,231	452,028	12,500	-	-	-	-	-	-
4	30	26	30	773	156	RELATED TO NO. 2		-	-	-	-	-	-
5	30	66	26	1,975	79	RELATED TO NO. 2		-	-	-	-	-	-
6	30	24	38	721	73	47,396	22,216	-	-	-	-	-	-
7	5	41	52	207	44	26,900	2,500	4	-	-	-	-	4
8	70	112	50	7,855	500	180,373	27,135	-	-	-	-	-	-

<sup>4</sup> NI indicates never installed. I indicates installed but never used. NP indicates no prosecutor's report.

<sup>5</sup> NR indicates not reported or could not be determined.

<sup>6</sup> Motions: G = Granted, D = Denied, P = Pending.

\*This wiretap was terminated during 2000, but was not reported at that time because it was part of an ongoing investigation.

\*\* This wiretap was terminated during 1999 or earlier, but was not reported at that time because it was part of an ongoing investigation.

TABLE B-1  
STATE CALIFORNIA

CALENDAR YEAR 2001

REPORT BY JUDGES OF COURT-AUTHORIZED INTERCEPTS OF WIRE, ORAL, OR ELECTRONIC COMMUNICATIONS  
PURSUANT TO 18 U.S.C. 2519

A.O. Number	Authorizing Official		Offense Specified	Intercept		Date of Application and (Amendment)	Authorized Length		
	Judge	Prosecutor <sup>1</sup>		Type <sup>2</sup>	Location <sup>3</sup>		Original Order (Days)	Number of Extensions	Total Length (Days)
<b>LOS ANGELES</b>									
1	FIDLER	COOLEY	NARCOTICS	WC	R	11/14/2000	30	2	86
2	FIDLER	COOLEY	NARCOTICS	ED	D	12/08/2000	30	0	30
3	FIDLER	COOLEY	NARCOTICS	WC	R	12/15/2000	30	1	56
4	FIDLER	COOLEY	NARCOTICS	WC	D	12/15/2000	30	1	58
5	FIDLER	COOLEY	NARCOTICS	WC	D	12/20/2000	30	0	30
6	FIDLER	COOLEY	NARCOTICS	WC	D	12/21/2000	30	1	60
7	FIDLER	COOLEY	MURDER	WC	D	01/05/2001	30	0	30
8	FIDLER	COOLEY	NARCOTICS	ED	D	01/05/2001	30	0	30
9	FIDLER	COOLEY	NARCOTICS	WC	D	01/08/2001	30	2	90
10	FIDLER	COOLEY	NARCOTICS	WC	D	01/18/2001	30	1	60
11	FIDLER	COOLEY	NARCOTICS	WC	D	01/19/2001	30	0	30
12	FIDLER	COOLEY	NARCOTICS	WC	D	01/23/2001	30	1	60
13	FIDLER	COOLEY	NARCOTICS	ED	D	02/01/2001	30	1	59
14	FIDLER	COOLEY	NARCOTICS	WS,WC	H,D	02/02/2001	30	1	60
15	FIDLER	COOLEY	NARCOTICS	WC	D	02/02/2001	30	0	30
16	FIDLER	COOLEY	NARCOTICS	WS	H	02/07/2001	30	1	60
17	FIDLER	COOLEY	NARCOTICS	WC	D	02/13/2001	30	1	56
18	FIDLER	COOLEY	NARCOTICS	WC	D	02/13/2001	30	0	30
19	FIDLER	COOLEY	NARCOTICS	WC	D	02/13/2001	30	0	30
20	FIDLER	COOLEY	NARCOTICS	WC	D	02/14/2001	30	2	90
21	FIDLER	COOLEY	NARCOTICS	WC	D	02/15/2001	30	2	90
22	FIDLER	COOLEY	NARCOTICS	WC	D	02/15/2001	30	0	30
23	FIDLER	COOLEY	NARCOTICS	WC	D	02/15/2001	30	1	60
24	FIDLER	COOLEY	NARCOTICS	WC	D	02/28/2001	30	0	30
25	FIDLER	COOLEY	NARCOTICS	WC	D	03/01/2001	30	0	30
26	FIDLER	COOLEY	NARCOTICS	WC	D	03/01/2001	30	0	30
27	FIDLER	COOLEY	NARCOTICS	WC	D	03/01/2001	30	0	30
28	FIDLER	COOLEY	NARCOTICS	WC	D	03/05/2001	30	1	60
29	FIDLER	COOLEY	NARCOTICS	WC	D	03/08/2001	30	1	60
30	FIDLER	COOLEY	NARCOTICS	WC	D	03/09/2001	30	0	30
31	FIDLER	COOLEY	NARCOTICS	WS,WC,ED	H,D	03/09/2001	30	0	30
32	FIDLER	COOLEY	NARCOTICS	WC	D	03/12/2001	30	0	30

<sup>1</sup> The prosecuting official authorized the filing of the application under provisions of the state's statute. (See Table 1 for this state's statutory citation.)

<sup>2</sup> Type: WS = Standard Telephone (Wire), WC = Cellular or Mobile Telephone (Wire), WO = Other (Wire), OM = Microphone (Oral), OO = Other (Oral), ED = Digital Pager (Electronic), EE = Computer or E-Mail (Electronic), EF = Fax Machine (Electronic), EO = Other (Electronic).

<sup>3</sup> Location: H = Personal Residence, B = Business, A = Public Area, D = Portable Device, O = Other Location, R = Roving (Relaxed Specification Order), N = Not Specified.

REPORT BY PROSECUTORS OF COURT-AUTHORIZED INTERCEPTS OF WIRE, ORAL, OR ELECTRONIC COMMUNICATIONS  
PURSUANT TO 18 U.S.C. 2519

A.O. Number	Number Of Days In Operation <sup>4</sup>	Average Intercepts per Day	Number of <sup>5</sup>			Costs		Number of					
			Persons Intercepted	Intercepts	Incriminating Intercepts	Total Cost in \$	Other Than Manpower in \$	Arrests	Trials	Motions to Suppress Intercepts <sup>6</sup>			Persons Convicted
										G	D	P	
LOS ANGELES													
1	86	30	NR	2,565	951	98,000	8,000	20	-	-	-	-	-
2	30	4	-	130	-	-	-	-	-	-	-	-	-
3	56	10	NR	577	244	72,000	7,000	-	-	-	-	-	-
4	58	24	77	1,408	237	31,350	1,350	-	-	-	-	-	-
5	30	22	31	666	193	45,000	5,000	-	-	-	-	-	-
6	54	17	NR	933	173	39,000	2,000	6	1	-	-	-	4
7	30	60	54	1,807	134	1,725	1,725	-	-	-	-	-	-
8	27	-	NR	6	NR	-	-	-	-	-	-	-	-
9	90	38	NR	3,465	1,274	98,000	3,000	3	-	-	-	-	-
10	57	50	252	2,868	303	40,600	4,000	RELATED TO NO. 6					-
11	3	55	19	164	113	2,200	2,200	-	-	-	-	-	-
12	36	10	50	345	85	53,048	5,060	2	-	-	-	-	-
13	59	11	NR	620	NR	-	-	RELATED TO NO. 6					-
14	60	11	41	688	228	59,826	2,986	-	-	-	-	-	-
15	30	26	32	778	163	33,495	2,775	-	-	-	-	-	-
16	49	119	143	5,832	354	36,600	4,000	RELATED TO NO. 6					-
17	56	53	NR	2,972	827	85,000	5,000	3	-	-	-	-	-
18	23	46	52	1,052	264	17,560	2,200	RELATED TO NO. 44					-
19	22	1	7	31	6	2,463	1,005	-	-	-	-	-	-
20	74	19	1,378	1,421	549	104,000	4,000	8	-	-	-	-	-
21	90	24	44	2,143	361	112,440	15,000	-	-	-	-	-	-
22	30	11	41	339	273	54,990	2,550	-	-	-	-	-	-
23	45	61	112	2,729	598	25,040	2,000	RELATED TO NO. 6					-
24	27	19	84	500	120	39,300	3,700	-	-	-	-	-	-
25	30	42	379	1,266	401	52,070	15,350	-	-	-	-	-	-
26	9	8	55	73	29	25,160	5,000	-	-	-	-	-	-
27	7	-	-	-	-	42,570	5,850	-	-	-	-	-	-
28	50	25	12	1,255	416	35,120	4,400	RELATED TO NO. 44					-
29	60	10	29	583	135	85,300	5,300	-	-	-	-	-	-
30	30	55	104	1,649	219	11,000	1,000	RELATED TO NO. 6					-
31	30	10	33	296	225	59,589	549	-	-	-	-	-	-
32	29	9	33	268	25	37,480	5,000	2	-	-	-	-	-

<sup>4</sup> NI indicates never installed. I indicates installed but never used. NP indicates no prosecutor's report.

<sup>5</sup> NR indicates not reported or could not be determined.

<sup>6</sup> Motions: G = Granted, D = Denied, P = Pending.

\*This wiretap was terminated during 2000, but was not reported at that time because it was part of an ongoing investigation.

\*\* This wiretap was terminated during 1999 or earlier, but was not reported at that time because it was part of an ongoing investigation.

REPORT BY JUDGES OF COURT-AUTHORIZED INTERCEPTS OF WIRE, ORAL, OR ELECTRONIC COMMUNICATIONS  
PURSUANT TO 18 U.S.C. 2519

A.O. Number	Authorizing Official		Offense Specified	Intercept		Date of Application and (Amendment)	Authorized Length		
	Judge	Prosecutor <sup>1</sup>		Type <sup>2</sup>	Location <sup>3</sup>		Original Order (Days)	Number of Extensions	Total Length (Days)
33	FIDLER	COOLEY	NARCOTICS	WC	D	03/12/2001	30	0	30
34	FIDLER	COOLEY	NARCOTICS	WC	D	03/26/2001	30	0	30
35	FIDLER	COOLEY	NARCOTICS	WC	D	03/28/2001	30	2	90
36	FIDLER	COOLEY	NARCOTICS	WC	D	03/30/2001	30	1	60
37	FIDLER	COOLEY	NARCOTICS	WC	D	04/03/2001	30	0	30
38	FIDLER	COOLEY	NARCOTICS	WC	D	04/06/2001	30	0	30
39	FIDLER	COOLEY	NARCOTICS	WC	D	04/16/2001	30	0	30
40	FIDLER	COOLEY	NARCOTICS	WC	D	04/16/2001	30	0	30
41	FIDLER	COOLEY	NARCOTICS	WC	D	04/19/2001	30	0	30
42	FIDLER	COOLEY	NARCOTICS	WC	D	04/19/2001	30	1	60
43	FIDLER	COOLEY	NARCOTICS	WC	D	04/24/2001	30	2	64
44	FIDLER	COOLEY	NARCOTICS	WC	D	04/25/2001	30	0	30
45	FIDLER	COOLEY	NARCOTICS	WC	D	04/26/2001	30	0	30
46	FIDLER	COOLEY	NARCOTICS	WS	H	04/26/2001	30	1	60
47	FIDLER	COOLEY	NARCOTICS	WC	D	04/30/2001	30	1	60
48	FIDLER	COOLEY	NARCOTICS	WC	D	05/01/2001	30	0	30
49	FIDLER	COOLEY	NARCOTICS	WC	D	05/08/2001	30	1	60
50	FIDLER	COOLEY	NARCOTICS	WC	D	05/11/2001	30	4	150
51	FIDLER	COOLEY	NARCOTICS	WC	D	05/14/2001	30	0	30
52	FIDLER	COOLEY	NARCOTICS	WC	D	05/17/2001	30	1	60
53	FIDLER	COOLEY	NARCOTICS	WC	D	06/04/2001	30	1	60
54	FIDLER	COOLEY	NARCOTICS	WS,WC	H,D	06/06/2001	30	0	30
55	FIDLER	COOLEY	NARCOTICS	WC	D	06/18/2001	30	0	30
56	FIDLER	COOLEY	NARCOTICS	WS	H	06/18/2001	30	0	30
57	FIDLER	COOLEY	NARCOTICS	WC	D	06/18/2001	30	0	30
58	FIDLER	COOLEY	NARCOTICS	WC	D	06/20/2001	15	0	15
59	FIDLER	COOLEY	NARCOTICS	WC	D	06/20/2001	30	1	60
60	FIDLER	COOLEY	NARCOTICS	WC	D	06/25/2001	30	0	30
61	FIDLER	COOLEY	NARCOTICS	WC	D	07/03/2001	30	2	90
62	FIDLER	COOLEY	NARCOTICS	WC	D	07/10/2001	30	1	60
63	FIDLER	COOLEY	NARCOTICS	WC	D	07/10/2001	30	0	30
64	FIDLER	COOLEY	NARCOTICS	WC	D	07/12/2001	30	0	30

<sup>1</sup> The prosecuting official authorized the filing of the application under provisions of the state's statute. (See Table 1 for this state's statutory citation.)

<sup>2</sup> Type: WS = Standard Telephone (Wire), WC = Cellular or Mobile Telephone (Wire), WO = Other (Wire), OM = Microphone (Oral), OO = Other (Oral), ED = Digital Pager (Electronic), EE = Computer or E-Mail (Electronic), EF = Fax Machine (Electronic), EO = Other (Electronic).

<sup>3</sup> Location: H = Personal Residence, B = Business, A = Public Area, D = Portable Device, O = Other Location, R = Roving (Relaxed Specification Order), N = Not Specified.

REPORT BY PROSECUTORS OF COURT-AUTHORIZED INTERCEPTS OF WIRE, ORAL, OR ELECTRONIC COMMUNICATIONS  
PURSUANT TO 18 U.S.C. 2519

A.O. Number	Number Of Days in Operation <sup>4</sup>	Average Intercepts per Day	Number of <sup>5</sup>			Costs		Number of					
			Persons Intercepted	Intercepts	Incriminating Intercepts	Total Cost in \$	Other Than Manpower in \$	Arrests	Trials	Motions to Suppress Intercepts <sup>6</sup>			Persons Convicted
										G	D	P	
33	30	8	6	225	24	17,560	2,200	RELATED TO NO. 44					
34	30	25	31	750	158	17,560	2,200	RELATED TO NO. 44					
35	90	20	493	1,782	310	85,350	9,750	12	-	-	-	-	-
36	60	39	152	2,362	586	70,245	4,965	3	-	-	-	-	-
37	28	27	27	755	158	33,670	2,950	RELATED TO NO. 44					
38	19	6	9	107	2	36,360	5,000	-	-	-	-	-	-
39	30	8	NR	233	39	66,000	6,000	-	-	-	-	-	-
40	15	64	16	960	202	17,500	500	-	-	-	-	-	-
41	30	48	158	1,452	209	71,074	7,950	-	-	-	-	-	-
42	60	22	108	1,319	124	74,960	10,000	-	-	-	-	-	-
43	64	28	NR	1,800	650	105,000	5,000	14	-	-	-	-	-
44	30	29	31	879	183	37,320	6,600	11	-	-	-	-	-
45	30	3	91	96	25	52,000	2,000	-	-	-	-	-	-
46	60	72	2,941	4,323	52	53,400	2,400	-	-	-	-	-	-
47	58	8	117	466	240	69,545	6,750	-	-	-	-	-	-
48	30	-	-	-	-	16,110	750	-	-	-	-	-	-
49	60	29	NR	1,738	661	75,000	5,000	8	-	-	-	-	-
50	150	15	NR	2,295	803	256,000	6,000	-	-	-	-	-	-
51	30	-	-	-	-	37,480	5,000	-	-	-	-	-	-
52	60	31	904	1,854	406	56,900	6,500	RELATED TO NO. 35					
53	40	23	61	929	215	47,400	6,600	17	-	-	-	-	-
54	30	25	312	741	58	39,000	4,050	-	-	-	-	-	-
55	7	-	-	-	-	37,600	3,000	-	-	-	-	-	-
56	24	14	65	346	15	30,460	4,732	-	-	-	-	-	-
57	24	3	3	68	12	15,606	2,550	1	-	-	-	-	-
58	15	19	NR	284	79	28,000	3,000	1	-	-	-	-	-
59	60	16	87	953	176	28,000	3,000	4	-	-	-	-	-
60	28	8	119	216	102	37,600	3,000	-	-	-	-	-	-
61	90	14	359	1,260	73	RELATED TO NO. 35		RELATED TO NO. 35					
62	50	11	119	563	114	14,250	5,500	3	-	-	-	-	2
63	30	18	90	529	120	36,744	750	-	-	-	-	-	-
64	30	5	48	143	82	37,600	3,000	-	-	-	-	-	-

<sup>4</sup> NI indicates never installed. I indicates installed but never used. NP indicates no prosecutor's report.

<sup>5</sup> NR indicates not reported or could not be determined.

<sup>6</sup> Motions: G = Granted, D = Denied, P = Pending.

\*This wiretap was terminated during 2000, but was not reported at that time because it was part of an ongoing investigation.

\*\* This wiretap was terminated during 1999 or earlier, but was not reported at that time because it was part of an ongoing investigation.

REPORT BY JUDGES OF COURT-AUTHORIZED INTERCEPTS OF WIRE, ORAL, OR ELECTRONIC COMMUNICATIONS  
PURSUANT TO 18 U.S.C. 2519

A.O. Number	Authorizing Official		Offense Specified	Intercept		Date of Application and (Amendment)	Authorized Length		
	Judge	Prosecutor <sup>1</sup>		Type <sup>2</sup>	Location <sup>3</sup>		Original Order (Days)	Number of Extensions	Total Length (Days)
65	FIDLER	COOLEY	NARCOTICS	WS,WC	H,D	07/12/2001	30	0	30
66	FIDLER	COOLEY	NARCOTICS	WC	D	07/16/2001	30	2	90
67	FIDLER	COOLEY	NARCOTICS	WC	D	07/19/2001	30	0	30
68	FIDLER	COOLEY	NARCOTICS	WC	D	07/19/2001	30	2	90
69	FIDLER	COOLEY	NARCOTICS	WC	D	07/25/2001	30	0	30
70	FIDLER	COOLEY	NARCOTICS	WC	D	07/31/2001	30	0	30
71	FIDLER	COOLEY	NARCOTICS	WC	D	08/03/2001	30	0	30
72	FIDLER	COOLEY	NARCOTICS	WC	D	08/03/2001	30	1	60
73	FIDLER	COOLEY	NARCOTICS	WC	D	08/07/2001	30	0	30
74	FIDLER	COOLEY	NARCOTICS	WC	D	08/13/2001	30	0	30
75	FIDLER	COOLEY	NARCOTICS	WC	D	08/14/2001	30	1	60
76	FIDLER	COOLEY	NARCOTICS	WS	H	08/15/2001	30	2	90
77	FIDLER	COOLEY	NARCOTICS	WC	D	08/16/2001	30	0	30
78	FIDLER	COOLEY	NARCOTICS	WC	D	08/21/2001	30	0	30
79	FIDLER	COOLEY	NARCOTICS	WC	D	08/22/2001	30	0	30
80	FIDLER	COOLEY	NARCOTICS	WC	D	08/22/2001	30	1	60
81	FIDLER	COOLEY	NARCOTICS	WS,WC	H,D	08/28/2001	30	0	30
82	FIDLER	COOLEY	NARCOTICS	WC	D	08/28/2001	30	0	30
83	FIDLER	COOLEY	NARCOTICS	WC	D	08/30/2001	30	0	30
84	FIDLER	COOLEY	NARCOTICS	WC	D	09/06/2001	30	0	30
85	FIDLER	COOLEY	NARCOTICS	WC	D	09/06/2001	30	1	60
86	FIDLER	COOLEY	NARCOTICS	WC	D	09/06/2001	30	1	60
87	FIDLER	COOLEY	NARCOTICS	WC	D	09/18/2001	30	0	30
88	FIDLER	COOLEY	NARCOTICS	WC	D	09/26/2001	30	0	30
89	FIDLER	COOLEY	NARCOTICS	WC	D	09/28/2001	30	0	30
90	FIDLER	COOLEY	NARCOTICS	WC	D	10/02/2001	30	0	30
91	FIDLER	COOLEY	NARCOTICS	WS,WC	H,D	10/05/2001	30	0	30
92	FIDLER	COOLEY	NARCOTICS	WC	D	10/05/2001	30	0	30
93	FIDLER	COOLEY	NARCOTICS	WC	D	10/10/2001	30	0	30
94	FIDLER	COOLEY	NARCOTICS	WS,WC	H,D	10/12/2001	30	0	30
95	FIDLER	COOLEY	NARCOTICS	WC	D	10/15/2001	30	0	30

LOS ANGELES (CONTINUED)

<sup>1</sup> The prosecuting official authorized the filing of the application under provisions of the state's statute. (See Table 1 for this state's statutory citation.)

<sup>2</sup> Type: WS = Standard Telephone (Wire), WC = Cellular or Mobile Telephone (Wire), WO = Other (Wire), OM = Microphone (Oral), OO = Other (Oral), ED = Digital Pager (Electronic), EE = Computer or E-Mail (Electronic), EF = Fax Machine (Electronic), EO = Other (Electronic).

<sup>3</sup> Location: H = Personal Residence, B = Business, A = Public Area, D = Portable Device, O = Other Location, R = Roving (Relaxed Specification Order), N = Not Specified.

TABLE B-1  
STATE CALIFORNIA

CALENDAR YEAR 2001

REPORT BY PROSECUTORS OF COURT-AUTHORIZED INTERCEPTS OF WIRE, ORAL, OR ELECTRONIC COMMUNICATIONS  
PURSUANT TO 18 U.S.C. 2519

A.O. Number	Number Of Days in Operation <sup>4</sup>	Average Intercepts per Day	Number of <sup>5</sup>			Costs		Number of					
			Persons Intercepted	Intercepts	Incriminating Intercepts	Total Cost in \$	Other Than Manpower in \$	Arrests	Trials	Motions to Suppress Intercepts <sup>6</sup>			Persons Convicted
										G	D	P	
LOS ANGELES (CONTINUED)													
65	30	149	279	4,471	129	46,360	15,000	-	-	-	-	-	-
66	90	17	NR	1,570	325	195,000	5,000	-	-	-	-	-	-
67	30	23	58	691	115	27,200	2,200	-	-	-	-	-	-
68	62	21	237	1,308	213	60,150	9,750	RELATED TO NO. 35					
69	30	14	51	421	283	38,100	4,500	-	-	-	-	-	-
70	30	13	12	377	57	14,710	1,750	-	-	-	-	-	-
71	28	4	50	106	21	37,600	3,000	-	-	-	-	-	-
72	60	19	172	1,119	434	76,700	9,500	-	-	-	-	-	-
73	30	1	7	22	-	36,744	750	18	-	-	-	-	-
74	30	15	36	448	48	25,750	750	4	-	-	-	-	-
75	30	2	8	67	33	38,100	4,500	-	-	-	-	-	-
76	90	80	NR	7,169	558	206,000	6,000	-	-	-	-	-	-
77	29	55	28	1,589	55	11,400	3,700	-	-	-	-	-	-
78	30	3	19	81	125	57,000	6,600	-	-	-	-	-	-
79	2	8	4	15	7	28,700	3,700	4	-	-	-	-	-
80	55	8	57	461	172	56,400	4,500	-	-	-	-	-	-
81	30	62	38	1,869	97	28,020	2,100	-	-	-	-	-	-
82	30	2	NR	72	20	20,050	3,250	-	-	-	-	-	-
83	30	3	25	83	17	38,100	4,500	-	-	-	-	-	-
84	19	-	-	-	-	2,000	2,000	-	-	-	-	-	-
85	30	1	4	33	24	37,600	3,000	-	-	-	-	-	-
86	30	58	94	1,727	705	35,994	2,250	RELATED TO NO. 73					
87	30	62	35	1,853	448	23,746	4,650	3	-	-	-	-	-
88	30	4	27	111	42	38,350	4,750	-	-	-	-	-	-
89	30	10	8	297	145	19,396	300	RELATED TO NO. 87					
90	17	21	72	350	137	18,800	1,500	-	-	-	-	-	-
91	30	94	300	2,826	57	66,622	9,622	-	-	-	-	-	-
92	30	10	68	307	2	38,350	4,750	-	-	-	-	-	-
93	29	3	18	81	44	12,840	2,200	-	-	-	-	-	-
94	20	3	11	51	15	12,440	2,500	RELATED TO NO. 87					
95	8	29	12	234	72	5,735	1,775	-	-	-	-	-	-

<sup>4</sup> NI indicates never installed. I indicates installed but never used. NP indicates no prosecutor's report.

<sup>5</sup> NR indicates not reported or could not be determined.

<sup>6</sup> Motions: G = Granted, D = Denied, P = Pending.

\*This wiretap was terminated during 2000, but was not reported at that time because it was part of an ongoing investigation.

\*\* This wiretap was terminated during 1999 or earlier, but was not reported at that time because it was part of an ongoing investigation.



TABLE B-1  
STATE CALIFORNIA

CALENDAR YEAR 2001

REPORT BY JUDGES OF COURT-AUTHORIZED INTERCEPTS OF WIRE, ORAL, OR ELECTRONIC COMMUNICATIONS  
PURSUANT TO 18 U.S.C. 2519

A.O. Number	Authorizing Official		Offense Specified	Intercept		Date of Application and (Amendment)	Authorized Length		
	Judge	Prosecutor <sup>1</sup>		Type <sup>2</sup>	Location <sup>3</sup>		Original Order (Days)	Number of Extensions	Total Length (Days)
<b>LOS ANGELES (CONTINUED)</b>									
96	FIDLER	COOLEY	NARCOTICS	WC	D	10/17/2001	30	0	30
97	FIDLER	COOLEY	NARCOTICS	WC	D	10/19/2001	30	0	30
98	FIDLER	COOLEY	NARCOTICS	WC	D	10/25/2001	30	1	60
99	FIDLER	COOLEY	NARCOTICS	WC	D	11/02/2001	30	0	30
100	FIDLER	COOLEY	MURDER	WS	H,O	11/05/2001	30	0	30
101	FIDLER	COOLEY	NARCOTICS	WS,WC	H,D	11/06/2001	30	0	30
102	FIDLER	COOLEY	NARCOTICS	WC	D	11/16/2001	30	0	30
103	FIDLER	COOLEY	NARCOTICS	WC	D	11/30/2001	30	1	60
79*	FIDLER	GARCETTI	NARCOTICS	WC	D	11/16/2000	30	0	30
<b>MONTEREY</b>									
1	O'FARRELL	FLIPPO	MURDER	WS	O	03/16/2001	30	0	30
2	SILLMAN	FLIPPO	NARCOTICS	WC,ED	D	07/19/2001	9	0	9
3	SILLMAN	FLIPPO	NARCOTICS	WC,ED	D	09/11/2001	8	0	8
<b>ORANGE</b>									
1*	TOOHEY	RACKAUCKAS	NARCOTICS	WC	R	11/30/1999	30	2	90
2*	TOOHEY	RACKAUCKAS	NARCOTICS	WC	D	01/26/2000	30	0	30
3*	JAMESON	RACKAUCKAS	NARCOTICS	WC	D	02/10/2000	30	0	30
4*	TOOHEY	RACKAUCKAS	MURDER	WS,WC	H,D	02/22/2000	30	0	30
5*	TOOHEY	RACKAUCKAS	NARCOTICS	WC	D	04/19/2000	30	0	30
6*	TOOHEY	RACKAUCKAS	NARCOTICS	WC	D	06/01/2000	30	0	30
7*	TOOHEY	RACKAUCKAS	NARCOTICS	WC	D	09/05/2000	30	1	60
8*	TOOHEY	RACKAUCKAS	NARCOTICS	WC	D	10/18/2000	30	0	30
9*	TOOHEY	RACKAUCKAS	NARCOTICS	WC	D	10/19/2000	30	0	30
10*	TOOHEY	RACKAUCKAS	NARCOTICS	WC	D	10/26/2000	30	0	30
11*	TOOHEY	RACKAUCKAS	NARCOTICS	WC	D	10/31/2000	30	0	30
<b>RIVERSIDE</b>									
1	HANKS	TRASK	NARCOTICS	WC	D	01/31/2001	30	1	60
2	HANKS	TRASK	NARCOTICS	WC	D	02/07/2001	30	2	90
3	HANKS	TRASK	NARCOTICS	WS	H	04/30/2001	30	1	60
4	HANKS	TRASK	NARCOTICS	WS	B	05/15/2001	30	0	30
5	HANKS	TRASK	NARCOTICS	WC	D	09/11/2001	30	2	90

<sup>1</sup> The prosecuting official authorized the filing of the application under provisions of the state's statute. (See Table 1 for this state's statutory citation.)

<sup>2</sup> Type: WS = Standard Telephone (Wire), WC = Cellular or Mobile Telephone (Wire), WO = Other (Wire), OM = Microphone (Oral), OO = Other (Oral), ED = Digital Pager (Electronic), EE = Computer or E-Mail (Electronic), EF = Fax Machine (Electronic), EO = Other (Electronic).

<sup>3</sup> Location: H = Personal Residence, B = Business, A = Public Area, D = Portable Device, O = Other Location, R = Roving (Relaxed Specification Order), N = Not Specified.

REPORT BY PROSECUTORS OF COURT-AUTHORIZED INTERCEPTS OF WIRE, ORAL, OR ELECTRONIC COMMUNICATIONS  
PURSUANT TO 18 U.S.C. 2519

A.O. Number	Number Of Days in Operation <sup>4</sup>	Average Intercepts per Day	Number of <sup>5</sup>			Costs		Number of					
			Persons Intercepted	Intercepts	Incriminating Intercepts	Total Cost in \$	Other Than Manpower in \$	Arrests	Trials	Motions to Suppress Intercepts <sup>6</sup>			Persons Convicted
										G	D	P	
<b>LOS ANGELES (CONTINUED)</b>													
96	30	6	11	190	110	16,385	1,025	-	-	-	-	-	
97	30	-	4	15	3	16,860	1,500	-	-	-	-	-	
98	60	34	NR	2,014	116	184,000	4,000	2	-	-	-	-	
99	30	49	148	1,464	320	36,744	1,500	RELATED TO NO. 73					
100	12	10	22	120	4	10,000	1,500	-	-	-	-	-	
101	30	88	200	2,634	194	57,510	13,700	-	-	-	-	-	
102	27	-	-	-	-	19,500	2,700	-	-	-	-	-	
103	58	32	129	1,878	511	76,836	3,000	RELATED TO NO. 73					
79*	30	7	31	211	103	27,003	1,620	-	-	-	-	-	
<b>MONTEREY</b>													
1	11	4	10	42	12	800	50	3	1	-	-	-	3
2	NP	-	-	-	-	-	-	-	-	-	-	-	-
3	8	4	3	29	3	7,300	1,000	3	-	-	-	-	-
<b>ORANGE</b>													
1*	84	2	19	203	73	90,000	3,000	54	-	-	-	-	3
2*	27	7	7	177	3	35,000	2,000	-	-	-	-	-	-
3*	28	-	NR	9	-	16,335	2,000	-	-	-	-	-	-
4*	6	112	75	672	46	22,327	2,700	1	-	-	-	-	-
5*	3	7	3	22	11	17,360	2,000	-	-	-	-	-	-
6*	21	5	NR	106	15	12,450	1,700	-	-	-	-	-	-
7*	45	44	NR	1,993	984	41,660	3,500	-	-	-	-	-	-
8*	9	7	NR	64	4	10,500	1,300	-	-	-	-	-	-
9*	30	31	NR	930	292	20,750	1,750	-	-	-	-	-	-
10*	30	29	NR	857	341	17,100	1,750	-	-	-	-	-	-
11*	30	9	NR	270	132	16,750	1,750	-	-	-	-	-	-
<b>RIVERSIDE</b>													
1	60	26	48	1,530	360	110,000	4,000	1	-	-	-	-	-
2	90	56	300	5,042	283	141,900	7,200	-	-	-	-	-	-
3	60	16	18	956	54	107,114	1,274	52	-	-	-	-	-
4	30	87	120	2,618	13	106,540	21,868	RELATED TO NO. 3					
5	90	3	85	258	107	111,000	3,000	-	-	-	-	-	-

<sup>4</sup> NI indicates never installed. I indicates installed but never used. NP indicates no prosecutor's report.

<sup>5</sup> NR indicates not reported or could not be determined.

<sup>6</sup> Motions: G = Granted, D = Denied, P = Pending.

\*This wiretap was terminated during 2000, but was not reported at that time because it was part of an ongoing investigation.

\*\* This wiretap was terminated during 1999 or earlier, but was not reported at that time because it was part of an ongoing investigation.

REPORT BY JUDGES OF COURT-AUTHORIZED INTERCEPTS OF WIRE, ORAL, OR ELECTRONIC COMMUNICATIONS  
PURSUANT TO 18 U.S.C. 2519

A.O. Number	Authorizing Official		Offense Specified	Intercept		Date of Application and (Amendment)	Authorized Length		
	Judge	Prosecutor <sup>1</sup>		Type <sup>2</sup>	Location <sup>3</sup>		Original Order (Days)	Number of Extensions	Total Length (Days)
<b>SACRAMENTO</b>									
1	PARK	SCULLY	MURDER	WS	H	08/29/2001	30	0	30
<b>SAN BERNARDINO</b>									
1	FULLER	FOURNIER	NARCOTICS	WS,WC	D	10/26/2000	30	2	90
1*	WELCH	STOUT	MURDER	WS	H	12/14/1999	30	0	30
2*	WELCH	STOUT	MURDER	WS,WC	H,D	02/24/2000	30	0	30
3*	WELCH	STOUT	MURDER	WS	H	03/23/2000	30	0	30
4*	FIDLER	FOURNIER	NARCOTICS	WS,WC	H	10/05/2000	30	1	60
<b>SAN DIEGO</b>									
1	SO	PFINGST	NARCOTICS	WC	D	07/03/2001	30	0	30
2	SO	PFINGST	NARCOTICS	WS	H	08/29/2001	30	0	30
<b>SAN LUIS OBISPO</b>									
1	PIQUET	SHEA	NARCOTICS	WC	D	02/28/2001	30	3	120
<b>SANTA BARBARA</b>									
1	MELVILLE	SNEDDON	NARCOTICS	WS,WC	H,D	08/31/2001	30	0	30
2	ANDERSON	SNEDDON	MURDER	WS,WC	H,B,D	09/28/2001	20	0	20
<b>SANTA CLARA</b>									
1	TURRONE	KENNEDY	NARCOTICS	WS	H	05/02/2001	30	0	30
2	TURRONE	KENNEDY	NARCOTICS	WC	D	05/15/2001	30	1	60
3	TURRONE	KENNEDY	MURDER	WS	H	11/06/2001	30	0	30
4	TURRONE	KENNEDY	MURDER	WC	D	11/07/2001	30	0	30
<b>SHASTA</b>									
1	RUGGIERO	SCOTT	NARCOTICS	WS	H	07/23/2001	30	0	30
2	RUGGIERO	SCOTT	NARCOTICS	WC	D	08/29/2001	30	0	30
<b>TEHAMA</b>									
1	MURRAY	COHEN	NARCOTICS	WS	H	07/24/2001	30	0	30
2	MURRAY	COHEN	NARCOTICS	WC	D	08/14/2001	30	0	30
3	MURRAY	COHEN	NARCOTICS	WC	D	08/15/2001	30	0	30
<b>VENTURA</b>									
1	CLONINGER	BRADBURY	NARCOTICS	WC,ED	D	10/12/2000	30	5	180
2	FIDLER	BRADBURY	NARCOTICS	WC,ED	D	03/20/2001	30	0	30
3	CLARK	BRADBURY	NARCOTICS	WC,ED	D	07/13/2001	30	0	30

<sup>1</sup> The prosecuting official authorized the filing of the application under provisions of the state's statute. (See Table 1 for this state's statutory citation.)

<sup>2</sup> Type: WS = Standard Telephone (Wire), WC = Cellular or Mobile Telephone (Wire), WO = Other (Wire), OM = Microphone (Oral), OO = Other (Oral), ED = Digital Pager (Electronic), EE = Computer or E-Mail (Electronic), EF = Fax Machine (Electronic), EO = Other (Electronic).

<sup>3</sup> Location: H = Personal Residence, B = Business, A = Public Area, D = Portable Device, O = Other Location, R = Roving (Relaxed Specification Order), N = Not Specified.

REPORT BY PROSECUTORS OF COURT-AUTHORIZED INTERCEPTS OF WIRE, ORAL, OR ELECTRONIC COMMUNICATIONS  
PURSUANT TO 18 U.S.C. 2519

A.O. Number	Number Of Days in Operation <sup>4</sup>	Average Intercepts per Day	Number of <sup>5</sup>			Costs		Number of					
			Persons Intercepted	Intercepts	Incriminating Intercepts	Total Cost in \$	Other Than Manpower in \$	Arrests	Trials	Motions to Suppress Intercepts <sup>6</sup>			Persons Convicted
										G	D	P	
<b>SACRAMENTO</b>													
1	2	1	3	2	-	6,172	5,000	1	-	-	-	-	-
<b>SAN BERNARDINO</b>													
1	72	124	20	8,954	894	61,616	6,320	11	-	-	-	-	-
1*	30	35	8	1,053	56	44,550	3,750	1	-	-	-	-	-
2*	10	26	6	260	22	11,450	1,850	1	-	-	-	-	-
3*	2	141	6	282	14	2,241	666	1	-	-	-	-	-
4*	56	112	3,227	6,246	196	25,528	2,728	-	-	-	-	-	-
<b>SAN DIEGO</b>													
1	30	11	35	324	76	29,740	1,950	-	-	-	-	-	-
2	25	19	25	473	85	25,506	2,000	-	-	-	-	-	-
<b>SAN LUIS OBISPO</b>													
1	101	16	66	1,599	216	189,040	17,500	2	-	-	-	-	2
<b>SANTA BARBARA</b>													
1	24	17	5	417	95	-	-	1	-	-	-	-	1
2	14	-	-	-	-	-	-	-	-	-	-	-	-
<b>SANTA CLARA</b>													
1	15	33	23	490	16	2,600	50	-	-	-	-	-	-
2	55	42	100	2,333	608	102,117	-	17	-	-	-	5	2
3	2	20	14	39	-	12,548	3,168	-	-	-	-	-	-
4	NI	-	-	-	-	-	-	-	-	-	-	-	-
<b>SHASTA</b>													
1	30	28	43	847	18	30,000	15,000	3	-	-	-	-	1
2	12	-	3	4	-	15,000	5,000	RELATED TO NO. 1					-
<b>TEHAMA</b>													
1	30	13	23	391	6	55,000	30,000	-	-	-	-	-	-
2	30	11	8	332	1	30,000	20,000	-	-	-	-	-	-
3	30	44	45	1,318	71	65,000	30,000	-	-	-	-	-	-
<b>VENTURA</b>													
1	180	24	228	4,379	245	216,620	23,660	4	1	-	-	-	1
2	29	12	65	346	15	30,460	4,732	-	-	-	-	-	-
3	25	32	4	792	324	28,950	2,700	4	-	-	-	-	3

<sup>4</sup> NI indicates never installed. I indicates installed but never used. NP indicates no prosecutor's report.

<sup>5</sup> NR indicates not reported or could not be determined.

<sup>6</sup> Motions: G = Granted, D = Denied, P = Pending.

\*This wiretap was terminated during 2000, but was not reported at that time because it was part of an ongoing investigation.

\*\* This wiretap was terminated during 1999 or earlier, but was not reported at that time because it was part of an ongoing investigation.

REPORT BY JUDGES OF COURT-AUTHORIZED INTERCEPTS OF WIRE, ORAL, OR ELECTRONIC COMMUNICATIONS  
PURSUANT TO 18 U.S.C. 2519

A.O. Number	Authorizing Official		Offense Specified	Intercept		Date of Application and (Amendment)	Authorized Length		
	Judge	Prosecutor <sup>1</sup>		Type <sup>2</sup>	Location <sup>3</sup>		Original Order (Days)	Number of Extensions	Total Length (Days)
<b>1ST JUDICIAL DISTRICT (JEFFERSON)</b>									
1	MUNCH	THOMAS	NARCOTICS	WC	D	02/14/2001	30	1	60
<b>21ST JUDICIAL DISTRICT (MESA)</b>									
1	BOTTGER	DANIELS	NARCOTICS	ED	D	08/23/2001	30	1	60

<sup>1</sup> The prosecuting official authorized the filing of the application under provisions of the state's statute. (See Table 1 for this state's statutory citation.)

<sup>2</sup> Type: WS = Standard Telephone (Wire), WC = Cellular or Mobile Telephone (Wire), WO = Other (Wire), OM = Microphone (Oral), OO = Other (Oral), ED = Digital Pager (Electronic), EE = Computer or E-Mail (Electronic), EF = Fax Machine (Electronic), EO = Other (Electronic).

<sup>3</sup> Location: H = Personal Residence, B = Business, A = Public Area, D = Portable Device, O = Other Location, R = Roving (Relaxed Specification Order), N = Not Specified.

REPORT BY PROSECUTORS OF COURT-AUTHORIZED INTERCEPTS OF WIRE, ORAL, OR ELECTRONIC COMMUNICATIONS  
PURSUANT TO 18 U.S.C. 2519

A.O. Number	Number Of Days in Operation <sup>4</sup>	Average Intercepts per Day	Number of <sup>5</sup>			Costs		Number of					
			Persons Intercepted	Intercepts	Incriminating Intercepts	Total Cost in \$	Other Than Manpower in \$	Arrests	Trials	Motions to Suppress Intercepts <sup>6</sup>			Persons Convicted
										G	D	P	
<b>1ST JUDICIAL DISTRICT (JEFFERSON)</b>													
1	46	78	100	3,600	800	-	-	34	2	-	10	-	26
<b>21ST JUDICIAL DISTRICT (MESA)</b>													
1	60	11	155	653	NR	20,700	-	3	-	-	-	-	-

<sup>4</sup> NI indicates never installed. I indicates installed but never used. NP indicates no prosecutor's report.

<sup>5</sup> NR indicates not reported or could not be determined.

<sup>6</sup> Motions: G = Granted, D = Denied, P = Pending.

\*This wiretap was terminated during 2000, but was not reported at that time because it was part of an ongoing investigation.

\*\* This wiretap was terminated during 1999 or earlier, but was not reported at that time because it was part of an ongoing investigation.

REPORT BY JUDGES OF COURT-AUTHORIZED INTERCEPTS OF WIRE, ORAL, OR ELECTRONIC COMMUNICATIONS  
PURSUANT TO 18 U.S.C. 2519

A.O. Number	Authorizing Official		Offense Specified	Intercept		Date of Application and (Amendment)	Authorized Length		
	Judge	Prosecutor <sup>1</sup>		Type <sup>2</sup>	Location <sup>3</sup>		Original Order (Days)	Number of Extensions	Total Length (Days)
<b>HARTFORD</b>									
1	MULCAHY	THOMAS	GAMBLING	WS	H	10/03/2001	15	0	15
2	MULCAHY	THOMAS	GAMBLING	WS	H	10/04/2001	15	0	15
3	MULCAHY	THOMAS	RACKETEERING	WS	H	10/30/2001	15	0	15
4	MULCAHY	THOMAS	EXTORTION	WS	H	10/30/2001	15	0	15
<b>LITCHFIELD</b>									
1	MULCAHY	MACO	NARCOTICS	WS	H	06/11/2001	15	2	45
2	MULCAHY	MACO	NARCOTICS	WC	D	06/11/2001	15	1	30
3	MULCAHY	MACO	NARCOTICS	WC	D	06/11/2001	15	2	45
<b>NEW BRITAIN</b>									
1	MULCAHY	MURPHY	RACKETEERING	WC	D	07/10/2001	15	0	15
2	MULCAHY	MURPHY	RACKETEERING	WC	D	07/10/2001	15	1	30

<sup>1</sup> The prosecuting official authorized the filing of the application under provisions of the state's statute. (See Table 1 for this state's statutory citation.)

<sup>2</sup> Type: WS = Standard Telephone (Wire), WC = Cellular or Mobile Telephone (Wire), WO = Other (Wire), OM = Microphone (Oral), OO = Other (Oral), ED = Digital Pager (Electronic), EE = Computer or E-Mail (Electronic), EF = Fax Machine (Electronic), EO = Other (Electronic).

<sup>3</sup> Location: H = Personal Residence, B = Business, A = Public Area, D = Portable Device, O = Other Location, R = Roving (Relaxed Specification Order), N = Not Specified.

REPORT BY PROSECUTORS OF COURT-AUTHORIZED INTERCEPTS OF WIRE, ORAL, OR ELECTRONIC COMMUNICATIONS  
PURSUANT TO 18 U.S.C. 2519

A.O. Number	Number Of Days in Operation <sup>4</sup>	Average Intercepts per Day	Number of <sup>5</sup>			Costs		Number of					
			Persons Intercepted	Intercepts	Incriminating Intercepts	Total Cost in \$	Other Than Manpower in \$	Arrests	Trials	Motions to Suppress Intercepts <sup>6</sup>			Persons Convicted
										G	D	P	
<b>HARTFORD</b>													
1	NP	-	-	-	-	-	-	-	-	-	-	-	-
2	5	116	19	582	552	4,150	300	-	-	-	-	-	-
3	5	55	18	274	218	4,460	300	-	-	-	-	-	-
4	NP	-	-	-	-	-	-	-	-	-	-	-	-
<b>LITCHFIELD</b>													
1	45	32	52	1,451	103	86,250	3,000	3	-	-	-	-	-
2	16	7	13	118	1	38,000	3,000	3	-	-	-	-	-
3	45	74	110	3,352	1,011	RELATED TO NO. 1		RELATED TO NO. 1					
<b>NEW BRITAIN</b>													
1	I	-	-	-	-	3,720	3,000	-	-	-	-	-	-
2	17	62	78	1,050	942	118,348	124	-	-	-	-	-	-

<sup>4</sup> NI indicates never installed. I indicates installed but never used. NP indicates no prosecutor's report.

<sup>5</sup> NR indicates not reported or could not be determined.

<sup>6</sup> Motions: G = Granted, D = Denied, P = Pending.

\*This wiretap was terminated during 2000, but was not reported at that time because it was part of an ongoing investigation.

\*\* This wiretap was terminated during 1999 or earlier, but was not reported at that time because it was part of an ongoing investigation.



TABLE B-1  
STATE FLORIDA

CALENDAR YEAR 2001

REPORT BY JUDGES OF COURT-AUTHORIZED INTERCEPTS OF WIRE, ORAL, OR ELECTRONIC COMMUNICATIONS  
PURSUANT TO 18 U.S.C. 2519

A.O. Number	Authorizing Official		Offense Specified	Intercept		Date of Application and (Amendment)	Authorized Length		
	Judge	Prosecutor <sup>1</sup>		Type <sup>2</sup>	Location <sup>3</sup>		Original Order (Days)	Number of Extensions	Total Length (Days)
<b>4TH JUDICIAL CIRCUIT (DUVAL)</b>									
1	HADDOCK	SHORSTEIN	NARCOTICS	WC	D	01/05/2001	30	1	57
2	HADDOCK	SHORSTEIN	NARCOTICS	WS	H	01/05/2001	30	1	57
3	HADDOCK	SHORSTEIN	NARCOTICS	ED	D	01/05/2001	30	0	30
4	HADDOCK	SHORSTEIN	NARCOTICS	WC	D	02/01/2001	30	0	30
5	HADDOCK	SHORSTEIN	NARCOTICS	ED	D	02/01/2001	30	0	30
10*	MATHIS	SHORSTEIN	NARCOTICS	WC	D	06/01/2000	30	0	30
<b>5TH JUDICIAL CIRCUIT (LAKE/MARION)</b>									
1	MUSLEH	KING	NARCOTICS	WS	H	10/04/2001	30	0	30
2	MUSLEH	KING	NARCOTICS	WC	R	10/05/2001	30	0	30
3	MUSLEH	KING	NARCOTICS	WC	R	10/16/2001	30	0	30
<b>8TH JUDICIAL CIRCUIT (ALACHUA)</b>									
1	LOTT	CERVONE	GAMBLING	WS,WC	H,D	10/11/2001	30	0	30
<b>9TH JUDICIAL CIRCUIT (ORANGE/OSCEOLA)</b>									
1	WELLS	HINES	NARCOTICS	WC	D	06/29/2001	30	0	30
2	SMITH	HINES	NARCOTICS	WS,WC	H,D	08/24/2001	30	0	30
3	SMITH	HINES	NARCOTICS	WS	H	09/07/2001	30	0	30
4	SMITH	HINES	NARCOTICS	WC	D	09/07/2001	30	0	30
5	SMITH	HINES	NARCOTICS	WC	D	09/12/2001	30	0	30
6	SMITH	HINES	NARCOTICS	WC	D	09/13/2001	30	1	60
7	SMITH	HINES	NARCOTICS	WC	D	10/10/2001	30	0	30
8	WELLS	HINES	NARCOTICS	WC	D	10/18/2001	30	0	30
9	SMITH	HINES	NARCOTICS	WC	D	10/23/2001	30	0	30
10	SMITH	HINES	NARCOTICS	WC	D	11/15/2001	30	0	30
11	WELLS	HINES	NARCOTICS	WC	D	11/26/2001	30	0	30
17*	WELLS	HINES	NARCOTICS	WS,WC	H,D	10/27/2000	30	1	60
<b>11TH JUDICIAL CIRCUIT (DADE)</b>									
1	CRESPO	RUNDLE	NARCOTICS	WS	H	11/29/2000	30	1	60
2	DRESNICK	RUNDLE	NARCOTICS	WC	D	12/28/2000	30	0	30
3	CRESPO	RUNDLE	NARCOTICS	WC	D	01/23/2001	30	0	30
4	CRESPO	RUNDLE	NARCOTICS	WC	D	01/30/2001	30	0	30

<sup>1</sup> The prosecuting official authorized the filing of the application under provisions of the state's statute. (See Table 1 for this state's statutory citation.)

<sup>2</sup> Type: WS = Standard Telephone (Wire), WC = Cellular or Mobile Telephone (Wire), WO = Other (Wire), OM = Microphone (Oral), OO = Other (Oral), ED = Digital Pager (Electronic), EE = Computer or E-Mail (Electronic), EF = Fax Machine (Electronic), EO = Other (Electronic).

<sup>3</sup> Location: H = Personal Residence, B = Business, A = Public Area, D = Portable Device, O = Other Location, R = Roving (Relaxed Specification Order), N = Not Specified.

REPORT BY PROSECUTORS OF COURT-AUTHORIZED INTERCEPTS OF WIRE, ORAL, OR ELECTRONIC COMMUNICATIONS  
PURSUANT TO 18 U.S.C. 2519

A.O. Number	Number Of Days in Operation <sup>4</sup>	Average Intercepts per Day	Number of <sup>5</sup>			Costs		Number of					
			Persons Intercepted	Intercepts	Incriminating Intercepts	Total Cost in \$	Other Than Manpower in \$	Arrests	Trials	Motions to Suppress Intercepts <sup>6</sup>			Persons Convicted
										G	D	P	
<b>4TH JUDICIAL CIRCUIT (DUVAL)</b>													
1	57	22	40	1,259	63	131,000	1,000	8	2	-	2	-	7
2	57	37	46	2,122	25	RELATED TO NO. 1		RELATED TO NO. 1					
3	NI	-	-	-	-	-	-	-	-	-	-	-	-
4	30	16	25	479	20	RELATED TO NO. 1		RELATED TO NO. 1					
5	14	2	NR	25	NR	RELATED TO NO. 1		RELATED TO NO. 1					
10*	14	63	30	885	41	160,000	25,000	-	-	-	-	-	-
<b>5TH JUDICIAL CIRCUIT (LAKE/MARION)</b>													
1	24	41	215	986	3	181,000	11,000	6	-	-	-	-	-
2	23	8	29	182	30	RELATED TO NO. 1		RELATED TO NO. 1					
3	12	16	14	193	18	RELATED TO NO. 1		RELATED TO NO. 1					
<b>8TH JUDICIAL CIRCUIT (ALACHUA)</b>													
1	25	66	40	1,653	250	27,863	4,062	1	-	-	-	-	-
<b>9TH JUDICIAL CIRCUIT (ORANGE/OSCEOLA)</b>													
1	24	123	256	2,948	183	56,327	2,700	4	-	-	-	-	-
2	24	196	75	4,714	229	37,000	25,000	14	-	-	-	-	-
3	1	97	12	97	7	264,419	30,859	22	-	-	-	-	-
4	I	-	-	-	-	RELATED TO NO. 3		-	-	-	-	-	-
5	30	62	124	1,872	462	RELATED TO NO. 3		RELATED TO NO. 3					
6	51	34	42	1,718	261	RELATED TO NO. 3		RELATED TO NO. 3					
7	I	-	-	-	-	RELATED TO NO. 3		-	-	-	-	-	-
8	16	14	45	225	3	16,586	2,600	3	-	-	-	-	-
9	30	31	18	930	105	RELATED TO NO. 3		RELATED TO NO. 3					
10	16	177	32	2,837	68	RELATED TO NO. 3		RELATED TO NO. 3					
11	I	-	-	-	-	10,084	2,500	-	-	-	-	-	-
17*	37	48	180	1,785	65	30,714	300	2	-	-	-	-	1
<b>11TH JUDICIAL CIRCUIT (DADE)</b>													
1	60	76	NR	4,584	NR	49,899	1,500	1	-	-	-	-	-
2	29	134	239	3,884	360	177,903	31,700	6	-	-	-	-	2
3	30	37	NR	1,123	126	27,247	1,000	RELATED TO NO. 1					
4	30	32	NR	972	NR	28,447	2,200	RELATED TO NO. 1					

<sup>4</sup> NI indicates never installed. I indicates installed but never used. NP indicates no prosecutor's report.

<sup>5</sup> NR indicates not reported or could not be determined.

<sup>6</sup> Motions: G = Granted, D = Denied, P = Pending.

\*This wiretap was terminated during 2000, but was not reported at that time because it was part of an ongoing investigation.

\*\* This wiretap was terminated during 1999 or earlier, but was not reported at that time because it was part of an ongoing investigation.

REPORT BY JUDGES OF COURT-AUTHORIZED INTERCEPTS OF WIRE, ORAL, OR ELECTRONIC COMMUNICATIONS  
PURSUANT TO 18 U.S.C. 2519

A.O. Number	Authorizing Official		Offense Specified	Intercept		Date of Application and (Amendment)	Authorized Length		
	Judge	Prosecutor <sup>1</sup>		Type <sup>2</sup>	Location <sup>3</sup>		Original Order (Days)	Number of Extensions	Total Length (Days)
<b>17TH JUDICIAL CIRCUIT (BROWARD)</b>									
1	COHN	SATZ	NARCOTICS	WS	H	12/22/2000	30	1	60
2	COHN	SATZ	NARCOTICS	WS,WC	H,D	04/05/2001	30	0	30
<b>18TH JUDICIAL CIRCUIT (BREVARD/SEMINOLE)</b>									
1	LESTER	WOLFINGER	NARCOTICS	WS	B	04/06/2001	30	0	30
2	LESTER	WOLFINGER	NARCOTICS	OM	B	04/09/2001	30	0	30
3	LESTER	WOLFINGER	NARCOTICS	WS	H	07/05/2001	30	0	30
4	LESTER	WOLFINGER	NARCOTICS	WC	D	07/05/2001	10	0	10
5	LESTER	WOLFINGER	NARCOTICS	WC	D	07/24/2001	30	1	52
6	LESTER	WOLFINGER	NARCOTICS	WS	H	09/17/2001	30	0	30
7	LESTER	WOLFINGER	NARCOTICS	WC	R	09/17/2001	30	0	30
<b>19TH JUDICIAL CIRCUIT (SAINT LUCIE)</b>									
1	LEVIN	COLTON	NARCOTICS	WC	D	12/12/2000	30	0	30
2	CIANCA	TOWNSEND	MURDER	WS	O	02/15/2001	30	1	40
3	CIANCA	TOWNSEND	MURDER	WS	O	02/15/2001	30	1	40
4	CIANCA	TOWNSEND	MURDER	WS	H	03/09/2001	30	0	30
5	CIANCA	TOWNSEND	MURDER	WS	O	04/03/2001	30	0	30
6	CIANCA	TOWNSEND	MURDER	WS	O	04/03/2001	30	0	30
7	CIANCA	TOWNSEND	MURDER	WS	O	04/03/2001	30	0	30
8	CIANCA	TOWNSEND	MURDER	WS	O	04/03/2001	30	0	30
9	VAUGHN	COLTON	RACKETEERING	WC	D	06/29/2001	30	0	30
10	VAUGHN	COLTON	RACKETEERING	WS	H	06/29/2001	30	0	30
11	CIANCA	COLTON	BRIBERY	WS	O	07/12/2001	30	0	30
12	LEVIN	COLTON	NARCOTICS	WC	D	09/17/2001	30	2	64
13	VAUGHN	COLTON	NARCOTICS	WC	D	11/01/2001	30	0	30
14	VAUGHN	COLTON	NARCOTICS	WC	D	11/01/2001	30	0	30
15	VAUGHN	COLTON	NARCOTICS	WC	D	11/23/2001	30	0	30
16	VAUGHN	COLTON	NARCOTICS	WC	D	11/26/2001	30	0	30
17	VAUGHN	COLTON	NARCOTICS	WC	D	12/20/2001	30	0	30
18	VAUGHN	COLTON	NARCOTICS	WC	D	12/22/2001	30	0	30

<sup>1</sup> The prosecuting official authorized the filing of the application under provisions of the state's statute. (See Table 1 for this state's statutory citation.)

<sup>2</sup> Type: WS = Standard Telephone (Wire), WC = Cellular or Mobile Telephone (Wire), WO = Other (Wire), OM = Microphone (Oral), OO = Other (Oral), ED = Digital Pager (Electronic), EE = Computer or E-Mail (Electronic), EF = Fax Machine (Electronic), EO = Other (Electronic).

<sup>3</sup> Location: H = Personal Residence, B = Business, A = Public Area, D = Portable Device, O = Other Location, R = Roving (Relaxed Specification Order), N = Not Specified.

TABLE B-1  
STATE FLORIDA

CALENDAR YEAR 2001

REPORT BY PROSECUTORS OF COURT-AUTHORIZED INTERCEPTS OF WIRE, ORAL, OR ELECTRONIC COMMUNICATIONS  
PURSUANT TO 18 U.S.C. 2519

A.O. Number	Number Of Days in Operation <sup>4</sup>	Average Intercepts per Day	Number of <sup>5</sup>			Costs		Number of					
			Persons Intercepted	Intercepts	Incriminating Intercepts	Total Cost in \$	Other Than Manpower in \$	Arrests	Trials	Motions to Suppress Intercepts <sup>6</sup>			Persons Convicted
										G	D	P	
<b>17TH JUDICIAL CIRCUIT (BROWARD)</b>													
1	28	19	28	541	288	-	-	-	-	-	-	-	-
2	30	26	24	776	116	-	-	-	-	-	-	-	-
<b>18TH JUDICIAL CIRCUIT (BREVARD/SEMINOLE)</b>													
1	19	66	25	1,253	58	RELATED TO NO. 2		RELATED TO NO. 2					
2	11	18	25	193	24	33,000	3,000	8	-	-	-	-	6
3	30	63	455	1,903	12	120,000	20,000	20	-	-	-	-	1
4	10	263	538	2,628	298	RELATED TO NO. 3		RELATED TO NO. 3					
5	52	120	463	6,224	449	RELATED TO NO. 3		RELATED TO NO. 3					
6	16	104	585	1,656	-	14,541	2,000	1	-	-	-	-	-
7	14	57	489	796	94	RELATED TO NO. 6		RELATED TO NO. 6					
<b>19TH JUDICIAL CIRCUIT (SAINT LUCIE)</b>													
1	25	32	40	795	80	44,947	-	18	-	-	-	-	7
2	32	1	4	31	11	3,110	244	2	-	-	-	-	-
3	32	1	4	31	11	RELATED TO NO. 2		RELATED TO NO. 2					
4	4	-	-	-	-	244	244	-	-	-	-	-	-
5	8	2	4	19	8	1,564	244	2	-	-	-	-	-
6	8	2	4	19	8	RELATED TO NO. 5		RELATED TO NO. 5					
7	8	-	-	-	-	RELATED TO NO. 5		RELATED TO NO. 5					
8	8	-	-	-	-	RELATED TO NO. 5		RELATED TO NO. 5					
9	22	23	434	511	205	109,000	9,000	12	-	-	-	-	-
10	22	19	347	408	11	RELATED TO NO. 9		RELATED TO NO. 9					
11	30	2	10	66	7	6,938	-	1	-	-	-	-	-
12	64	80	90	5,150	927	-	-	-	-	-	-	-	-
13	22	NR	NR	NR	NR	-	-	10	-	-	-	-	-
14	25	NR	NR	NR	NR	-	-	RELATED TO NO. 13					
15	30	NR	NR	NR	NR	-	-	RELATED TO NO. 13					
16	25	NR	NR	NR	NR	-	-	RELATED TO NO. 13					
17	10	NR	NR	NR	NR	-	-	RELATED TO NO. 13					
18	8	NR	NR	NR	NR	-	-	RELATED TO NO. 13					

<sup>4</sup> NI indicates never installed. I indicates installed but never used. NP indicates no prosecutor's report.

<sup>5</sup> NR indicates not reported or could not be determined.

<sup>6</sup> Motions: G = Granted, D = Denied, P = Pending.

\*This wiretap was terminated during 2000, but was not reported at that time because it was part of an ongoing investigation.

\*\* This wiretap was terminated during 1999 or earlier, but was not reported at that time because it was part of an ongoing investigation.

REPORT BY JUDGES OF COURT-AUTHORIZED INTERCEPTS OF WIRE, ORAL, OR ELECTRONIC COMMUNICATIONS  
PURSUANT TO 18 U.S.C. 2519

A.O. Number	Authorizing Official		Offense Specified	Intercept		Date of Application and (Amendment)	Authorized Length		
	Judge	Prosecutor <sup>1</sup>		Type <sup>2</sup>	Location <sup>3</sup>		Original Order (Days)	Number of Extensions	Total Length (Days)
19TH JUDICIAL CIRCUIT (SAINT LUCIE) (CONTINUED)									
1*	ANGELOS	HERSCHAFFT	BRIBERY	WS	O	07/28/2000	30	1	60
2*	LEVIN	COLTON	NARCOTICS	WC	D	11/03/2000	30	1	40
3*	LEVIN	COLTON	NARCOTICS	WS	H	11/22/2000	30	0	30

<sup>1</sup> The prosecuting official authorized the filing of the application under provisions of the state's statute. (See Table 1 for this state's statutory citation.)

<sup>2</sup> Type: WS = Standard Telephone (Wire), WC = Cellular or Mobile Telephone (Wire), WO = Other (Wire), OM = Microphone (Oral), OO = Other (Oral), ED = Digital Pager (Electronic), EE = Computer or E-Mail (Electronic), EF = Fax Machine (Electronic), EO = Other (Electronic).

<sup>3</sup> Location: H = Personal Residence, B = Business, A = Public Area, D = Portable Device, O = Other Location, R = Roving (Relaxed Specification Order), N = Not Specified.

REPORT BY PROSECUTORS OF COURT-AUTHORIZED INTERCEPTS OF WIRE, ORAL, OR ELECTRONIC COMMUNICATIONS  
PURSUANT TO 18 U.S.C. 2519

A.O. Number	Number Of Days in Operation <sup>4</sup>	Average Intercepts per Day	Number of <sup>5</sup>			Costs		Number of					
			Persons Intercepted	Intercepts	Incriminating Intercepts	Total Cost in \$	Other Than Manpower in \$	Arrests	Trials	Motions to Suppress Intercepts <sup>6</sup>			Persons Convicted
										G	D	P	
19TH JUDICIAL CIRCUIT (SAINT LUCIE) (CONTINUED)													
1*	60	-	5	18	6	6,683	283	1	-	-	-	-	-
2*	40	18	40	712	167	RELATED TO NO. 1		RELATED TO NO. 1					
3*	25	32	40	795	80	RELATED TO NO. 1		RELATED TO NO. 1					

<sup>4</sup> NI indicates never installed. I indicates installed but never used. NP indicates no prosecutor's report.

<sup>5</sup> NR indicates not reported or could not be determined.

<sup>6</sup> Motions: G = Granted, D = Denied, P = Pending.

\*This wiretap was terminated during 2000, but was not reported at that time because it was part of an ongoing investigation.

\*\* This wiretap was terminated during 1999 or earlier, but was not reported at that time because it was part of an ongoing investigation.

REPORT BY JUDGES OF COURT-AUTHORIZED INTERCEPTS OF WIRE, ORAL, OR ELECTRONIC COMMUNICATIONS  
PURSUANT TO 18 U.S.C. 2519

A.O. Number	Authorizing Official		Offense Specified	Intercept		Date of Application and (Amendment)	Authorized Length		
	Judge	Prosecutor <sup>1</sup>		Type <sup>2</sup>	Location <sup>3</sup>		Original Order (Days)	Number of Extensions	Total Length (Days)
<b>BIBB</b>									
1	WILCOX	SIMMS	NARCOTICS	WS	H	06/26/2001	20	0	20
2	WILCOX	SIMMS	NARCOTICS	WS	H	06/27/2001	20	0	20
3	WILCOX	SIMMS	NARCOTICS	WS	H	07/13/2001	20	0	20
4	WILCOX	SIMMS	NARCOTICS	WS	B	09/05/2001	20	0	20
5	WILCOX	SIMMS	NARCOTICS	WS	B	09/05/2001	20	0	20
6	WILCOX	SIMMS	NARCOTICS	WS	H	09/05/2001	20	0	20
<b>STATE ATTORNEY GENERAL</b>									
1	WEEKS	BAKER	RACKETEERING	WS,WC	H,B,D	09/20/2001	20	0	20

<sup>1</sup> The prosecuting official authorized the filing of the application under provisions of the state's statute. (See Table 1 for this state's statutory citation.)

<sup>2</sup> Type: WS = Standard Telephone (Wire), WC = Cellular or Mobile Telephone (Wire), WO = Other (Wire), OM = Microphone (Oral), OO = Other (Oral), ED = Digital Pager (Electronic), EE = Computer or E-Mail (Electronic), EF = Fax Machine (Electronic), EO = Other (Electronic).

<sup>3</sup> Location: H = Personal Residence, B = Business, A = Public Area, D = Portable Device, O = Other Location, R = Roving (Relaxed Specification Order), N = Not Specified.

REPORT BY PROSECUTORS OF COURT-AUTHORIZED INTERCEPTS OF WIRE, ORAL, OR ELECTRONIC COMMUNICATIONS  
PURSUANT TO 18 U.S.C. 2519

A.O. Number	Number Of Days in Operation <sup>4</sup>	Average Intercepts per Day	Number of <sup>5</sup>			Costs		Number of					
			Persons Intercepted	Intercepts	Incriminating Intercepts	Total Cost in \$	Other Than Manpower in \$	Arrests	Trials	Motions to Suppress Intercepts <sup>6</sup>			Persons Convicted
										G	D	P	
<b>BIBB</b>													
1	1	-	-	-	-	-	-	-	-	-	-	-	
2	17	157	40	2,672	1,900	-	-	-	-	-	-	-	
3	15	89	30	1,341	900	-	-	-	-	-	-	-	
4	13	35	10	455	100	-	-	-	-	-	-	-	
5	14	60	15	834	100	-	-	-	-	-	-	-	
6	14	19	15	269	50	-	-	-	-	-	-	-	
<b>STATE ATTORNEY GENERAL</b>													
1	10	258	272	2,581	295	28,154	3,994	-	-	-	-	-	

<sup>4</sup> NI indicates never installed. I indicates installed but never used. NP indicates no prosecutor's report.

<sup>5</sup> NR indicates not reported or could not be determined.

<sup>6</sup> Motions: G = Granted, D = Denied, P = Pending.

\*This wiretap was terminated during 2000, but was not reported at that time because it was part of an ongoing investigation.

\*\* This wiretap was terminated during 1999 or earlier, but was not reported at that time because it was part of an ongoing investigation.



TABLE B-1  
STATE ILLINOIS

CALENDAR YEAR 2001

REPORT BY JUDGES OF COURT-AUTHORIZED INTERCEPTS OF WIRE, ORAL, OR ELECTRONIC COMMUNICATIONS  
PURSUANT TO 18 U.S.C. 2519

A.O. Number	Authorizing Official		Offense Specified	Intercept		Date of Application and (Amendment)	Authorized Length		
	Judge	Prosecutor <sup>1</sup>		Type <sup>2</sup>	Location <sup>3</sup>		Original Order (Days)	Number of Extensions	Total Length (Days)
<b>COOK</b>									
1	TOOMIN	DEVINE	NARCOTICS	WC	D	11/21/2000	30	1	60
<b>DE WITT</b>									
1	PETERS	JOHNSON	NARCOTICS	OM	R	07/10/2001	10	0	10
2	PETERS	JOHNSON	NARCOTICS	OM	R	08/31/2001	10	0	10
3	PETERS	JOHNSON	NARCOTICS	OM	R	10/11/2001	30	0	30
<b>DEKALB</b>									
1*	ENGEL	JOHNSON	ASSAULT	WS	O	02/07/2000	10	0	10
2*	ENGEL	JOHNSON	BURGLARY	OM	A	02/09/2000	10	0	10
3*	ENGEL	JOHNSON	BURGLARY	OO	O	02/09/2000	10	0	10
4*	ENGEL	JOHNSON	NARCOTICS	OM	A	02/09/2000	10	1	20
5*	ENGEL	JOHNSON	NARCOTICS	WC	D	02/15/2000	3	0	3
6*	ENGEL	JOHNSON	ASSAULT	WS	B	03/15/2000	10	0	10
7*	ENGEL	JOHNSON	NARCOTICS	WC	D	05/10/2000	7	0	7
8*	ENGEL	JOHNSON	LARCENY	WS	B	06/15/2000	10	0	10
9*	ENGEL	JOHNSON	ASSAULT	WS	B	07/26/2000	10	0	10
10*	COUNTRYMAN	JOHNSON	BURGLARY	OM	A	08/09/2000	10	0	10
11*	ENGEL	JOHNSON	NARCOTICS	WS	B	08/29/2000	10	0	10
12*	ENGEL	JOHNSON	NARCOTICS	WC,WO	A,D	09/26/2000	10	0	10
13*	ENGEL	MATEKAITIS	NARCOTICS	WC,OM	A	11/13/2000	10	0	10
14*	ENGEL	JOHNSON	ASSAULT	WS	H	11/27/2000	10	0	10
15*	ENGEL	JOHNSON	NARCOTICS	OO	H	11/28/2000	10	0	10
16*	ENGEL	MATEKAITIS	NARCOTICS	WC,OM	A	12/05/2000	10	0	10
17*	ENGEL	MATEKAITIS	ARSON	WS,OM	A	12/19/2000	10	0	10
<b>EDGAR</b>									
1	ANDREWS	SULLIVAN	NARCOTICS	OM	B	03/02/2001	3	0	3
2	ANDREWS	SULLIVAN	NARCOTICS	OM	H	07/11/2001	9	0	9
3	GLENN	SULLIVAN	NARCOTICS	OM	H	07/25/2001	9	0	9
4	GLENN	SULLIVAN	NARCOTICS	OM	O	08/15/2001	9	0	9
5	GLENN	SULLIVAN	NARCOTICS	OM	H	08/23/2001	9	0	9
6	GLENN	SULLIVAN	NARCOTICS	OM	H	10/10/2001	9	0	9

<sup>1</sup> The prosecuting official authorized the filing of the application under provisions of the state's statute. (See Table 1 for this state's statutory citation.)

<sup>2</sup> Type: WS = Standard Telephone (Wire), WC = Cellular or Mobile Telephone (Wire), WO = Other (Wire), OM = Microphone (Oral), OO = Other (Oral), ED = Digital Pager (Electronic), EE = Computer or E-Mail (Electronic), EF = Fax Machine (Electronic), EO = Other (Electronic).

<sup>3</sup> Location: H = Personal Residence, B = Business, A = Public Area, D = Portable Device, O = Other Location, R = Roving (Relaxed Specification Order), N = Not Specified.

REPORT BY PROSECUTORS OF COURT-AUTHORIZED INTERCEPTS OF WIRE, ORAL, OR ELECTRONIC COMMUNICATIONS  
PURSUANT TO 18 U.S.C. 2519

A.O. Number	Number Of Days in Operation <sup>4</sup>	Average Intercepts per Day	Number of <sup>5</sup>			Costs		Number of					
			Persons Intercepted	Intercepts	Incriminating Intercepts	Total Cost in \$	Other Than Manpower in \$	Arrests	Trials	Motions to Suppress Intercepts <sup>6</sup>			Persons Convicted
										G	D	P	
<b>COOK</b>													
1	56	NR	NR	NR	NR	-	-	-	-	-	-	-	
<b>DE WITT</b>													
1	2	1	1	2	1	-	-	1	-	-	-	1	
2	NI	-	-	-	-	-	-	-	-	-	-	-	
3	4	2	1	6	6	-	-	1	-	-	-	-	
<b>DEKALB</b>													
1*	NP	-	-	-	-	-	-	-	-	-	-	-	
2*	NP	-	-	-	-	-	-	-	-	-	-	-	
3*	1	1	1	1	1	96	-	2	-	-	-	2	
4*	1	1	1	1	1	192	-	-	-	-	-	-	
5*	3	-	-	-	-	-	-	-	-	-	-	-	
6*	2	1	2	2	-	96	-	-	-	-	-	-	
7*	7	NR	NR	NR	NR	-	-	1	-	-	-	-	
8*	1	1	1	1	-	24	-	-	-	-	-	-	
9*	1	1	1	1	-	24	-	-	-	-	-	-	
10*	1	1	1	1	1	96	-	2	1	-	-	1	
11*	1	1	1	1	1	48	-	1	-	-	-	-	
12*	8	2	1	15	15	1,200	-	1	-	-	1	-	
13*	1	3	1	3	3	240	-	1	-	-	-	-	
14*	10	-	-	-	-	-	-	-	-	-	-	-	
15*	1	1	2	1	-	220	100	-	-	-	-	-	
16*	10	2	3	15	15	720	-	3	-	-	-	-	
17*	2	1	2	2	2	240	-	2	-	-	-	-	
<b>EDGAR</b>													
1	NI	-	-	-	-	-	-	-	-	-	-	-	
2	1	1	5	1	1	90	-	1	-	-	-	-	
3	NI	-	-	-	-	-	-	-	-	-	-	-	
4	1	-	-	-	-	50	-	-	-	-	-	-	
5	1	1	2	1	1	170	-	1	-	-	-	-	
6	NI	-	-	-	-	-	-	-	-	-	-	-	

<sup>4</sup> NI indicates never installed. I indicates installed but never used. NP indicates no prosecutor's report.

<sup>5</sup> NR indicates not reported or could not be determined.

<sup>6</sup> Motions: G = Granted, D = Denied, P = Pending.

\*This wiretap was terminated during 2000, but was not reported at that time because it was part of an ongoing investigation.

\*\* This wiretap was terminated during 1999 or earlier, but was not reported at that time because it was part of an ongoing investigation.

TABLE B-1  
STATE ILLINOIS

CALENDAR YEAR 2001

REPORT BY JUDGES OF COURT-AUTHORIZED INTERCEPTS OF WIRE, ORAL, OR ELECTRONIC COMMUNICATIONS  
PURSUANT TO 18 U.S.C. 2519

A.O. Number	Authorizing Official		Offense Specified	Intercept		Date of Application and (Amendment)	Authorized Length		
	Judge	Prosecutor <sup>1</sup>		Type <sup>2</sup>	Location <sup>3</sup>		Original Order (Days)	Number of Extensions	Total Length (Days)
<b>FAYETTE</b>									
1	SCHWARM	FRIEDEL	NARCOTICS	OM	B	01/18/2001	10	0	10
2	SCHWARM	FRIEDEL	NARCOTICS	OM	B	05/15/2001	10	0	10
3	SCHWARM	FRIEDEL	MURDER	OM	B	06/06/2001	10	0	10
4	BECKER	FRIEDEL	NARCOTICS	OM	H	08/06/2001	10	0	10
<b>HAMILTON</b>									
1	UNDERWOOD	MORRIS	ASSAULT	OM	O	07/09/2001	1	1	11
<b>HENRY</b>									
1	MCREYNOLDS	DARROW	NARCOTICS	OO	O	02/02/2001	10	0	10
2	MCREYNOLDS	DARROW	NARCOTICS	OO	O	02/13/2001	10	0	10
3	HAMER	DARROW	NARCOTICS	OO	O	02/27/2001	10	0	10
4	HAMER	DARROW	NARCOTICS	OO	A	05/04/2001	10	0	10
5	HAMER	DARROW	NARCOTICS	OO	O	05/04/2001	10	0	10
6	HAMER	DARROW	NARCOTICS	OO	O	05/04/2001	10	0	10
7	HAMER	DARROW	NARCOTICS	WS	A	05/09/2001	10	0	10
8	BLACKWOOD	PATTON	NARCOTICS	WS	H	05/16/2001	10	0	10
9	BLACKWOOD	PATTON	NARCOTICS	OO	O	05/16/2001	10	0	10
10	BLACKWOOD	PATTON	NARCOTICS	OO	O	05/16/2001	10	1	20
11	HAMER	DARROW	NARCOTICS	OO	O	05/18/2001	10	0	10
12	HAMER	DARROW	NARCOTICS	OO	O	05/18/2001	10	2	30
13	HAMER	DARROW	NARCOTICS	OO	O	05/18/2001	10	1	20
14	HAMER	DARROW	NARCOTICS	WS	H	05/23/2001	10	0	10
15	HAMER	DARROW	NARCOTICS	OO	O	05/23/2001	10	0	10
16	HAMER	DARROW	NARCOTICS	OO	O	05/30/2001	10	1	20
17	BLACKWOOD	DARROW	NARCOTICS	WS	H	05/30/2001	10	0	10
18	BLACKWOOD	DARROW	NARCOTICS	WS	H	06/08/2001	10	0	10
19	HAMER	DARROW	NARCOTICS	EO	O	06/14/2001	10	0	10
20	BLACKWOOD	DARROW	NARCOTICS	OO	O	06/19/2001	10	0	10
21	BLACKWOOD	DARROW	NARCOTICS	OO	O	06/19/2001	10	0	10
22	HAMER	DARROW	NARCOTICS	WS	H	06/20/2001	10	0	10
23	HAMER	DARROW	NARCOTICS	OO	O	06/20/2001	10	0	10
24	MCREYNOLDS	DARROW	NARCOTICS	OO	O	07/05/2001	10	0	10
25	BLACKWOOD	DARROW	NARCOTICS	OO	O	07/06/2001	10	0	10

<sup>1</sup> The prosecuting official authorized the filing of the application under provisions of the state's statute. (See Table 1 for this state's statutory citation.)

<sup>2</sup> Type: WS = Standard Telephone (Wire), WC = Cellular or Mobile Telephone (Wire), WO = Other (Wire), OM = Microphone (Oral), OO = Other (Oral), ED = Digital Pager (Electronic), EE = Computer or E-Mail (Electronic), EF = Fax Machine (Electronic), EO = Other (Electronic).

<sup>3</sup> Location: H = Personal Residence, B = Business, A = Public Area, D = Portable Device, O = Other Location, R = Roving (Relaxed Specification Order), N = Not Specified.

TABLE B-1  
STATE ILLINOIS

CALENDAR YEAR 2001

REPORT BY PROSECUTORS OF COURT-AUTHORIZED INTERCEPTS OF WIRE, ORAL, OR ELECTRONIC COMMUNICATIONS  
PURSUANT TO 18 U.S.C. 2519

A.O. Number	Number Of Days in Operation <sup>4</sup>	Average Intercepts per Day	Number of <sup>5</sup>			Costs		Number of					Persons Convicted
			Persons Intercepted	Intercepts	Incriminating Intercepts	Total Cost in \$	Other Than Manpower in \$	Arrests	Trials	Motions to Suppress Intercepts <sup>6</sup>			
										G	D	P	
<b>FAYETTE</b>													
1	I	-	-	-	-	35	-	-	-	-	-	-	-
2	I	-	-	-	-	320	-	-	-	-	-	-	-
3	NI	-	-	-	-	-	-	-	-	-	-	-	-
4	2	1	2	2	1	1,050	50	1	-	-	-	-	-
<b>HAMILTON</b>													
1	2	1	3	2	-	-	-	-	-	-	-	-	-
<b>HENRY</b>													
1	1	4	1	4	1	1,210	60	-	-	-	-	-	-
2	1	5	1	5	1	RELATED TO NO. 1		-	-	-	-	-	-
3	I	-	-	-	-	450	-	-	-	-	-	-	-
4	1	1	1	1	1	700	500	1	-	-	-	-	-
5	NI	-	-	-	-	-	-	-	-	-	-	-	-
6	NI	-	-	-	-	-	-	-	-	-	-	-	-
7	1	3	1	3	1	4,020	3,300	-	-	-	-	-	-
8	1	1	1	1	-	400	300	1	-	-	-	-	-
9	I	-	-	-	-	240	200	-	-	-	-	-	-
10	I	-	-	-	-	200	200	-	-	-	-	-	-
11	I	-	-	-	-	240	200	-	-	-	-	-	-
12	I	-	-	-	-	300	200	-	-	-	-	-	-
13	I	-	-	-	-	200	-	-	-	-	-	-	-
14	1	1	1	1	1	600	400	1	-	-	-	-	-
15	NI	-	-	-	-	-	-	-	-	-	-	-	-
16	I	-	-	-	-	280	200	-	-	-	-	-	-
17	1	1	1	1	-	500	400	-	-	-	-	-	-
18	1	1	1	1	NR	600	400	1	-	-	-	-	-
19	1	1	1	1	1	740	500	-	-	-	-	-	-
20	I	-	-	-	-	240	200	-	-	-	-	-	-
21	I	-	-	-	-	240	200	-	-	-	-	-	-
22	2	-	4	1	4	1,200	800	1	-	-	-	-	-
23	1	1	1	1	1	740	500	1	-	-	-	-	-
24	1	1	1	1	1	2,400	2,000	-	-	-	-	-	-
25	I	-	-	-	-	240	200	-	-	-	-	-	-

<sup>4</sup> NI indicates never installed. I indicates installed but never used. NP indicates no prosecutor's report.

<sup>5</sup> NR indicates not reported or could not be determined.

<sup>6</sup> Motions: G = Granted, D = Denied, P = Pending.

\*This wiretap was terminated during 2000, but was not reported at that time because it was part of an ongoing investigation.

\*\* This wiretap was terminated during 1999 or earlier, but was not reported at that time because it was part of an ongoing investigation.

REPORT BY JUDGES OF COURT-AUTHORIZED INTERCEPTS OF WIRE, ORAL, OR ELECTRONIC COMMUNICATIONS  
PURSUANT TO 18 U.S.C. 2519

A.O. Number	Authorizing Official		Offense Specified	Intercept		Date of Application and (Amendment)	Authorized Length		
	Judge	Prosecutor <sup>1</sup>		Type <sup>2</sup>	Location <sup>3</sup>		Original Order (Days)	Number of Extensions	Total Length (Days)
<b>HENRY (CONTINUED)</b>									
26	BLACKWOOD	DARROW	NARCOTICS	OO	O	07/06/2001	10	0	10
27	BLACKWOOD	DARROW	NARCOTICS	OO	O	07/06/2001	10	0	10
28	HAMER	DARROW	NARCOTICS	OO	O	07/12/2001	10	0	10
29	MCREYNOLDS	DARROW	NARCOTICS	OO	O	08/07/2001	10	0	10
30	HAMER	DARROW	NARCOTICS	OO	O	08/21/2001	10	0	10
31	BLACKWOOD	DARROW	NARCOTICS	WS	B	08/28/2001	10	0	10
32	HAMER	DARROW	NARCOTICS	OO	O	08/28/2001	10	0	10
33	HAMER	DARROW	NARCOTICS	OO	O	10/25/2001	30	0	30
34	HAMER	DARROW	NARCOTICS	OO	O	12/04/2001	10	0	10
35	HAMER	DARROW	NARCOTICS	WS	H	12/04/2001	10	0	10
<b>LEE</b>									
1	MAGDICH	GIESEN	NARCOTICS	WC,OM	D,O	01/11/2001	10	0	10
2	MAGDICH	GIESEN	NARCOTICS	WC,OM	D,O	01/23/2001	10	0	10
3	MAGDICH	GIESEN	NARCOTICS	WS,WC,OM	D,O	01/31/2001	10	0	10
4	MAGDICH	GIESEN	NARCOTICS	WC,OM	D,O	02/06/2001	10	0	10
5	MAGDICH	GIESEN	NARCOTICS	WC,OM	D,O	02/20/2001	10	0	10
6	MAGDICH	GIESEN	NARCOTICS	WC,OM	D,O	03/06/2001	10	0	10
7	MAGDICH	GIESEN	NARCOTICS	WS,WC	D,O	03/27/2001	10	0	10
8	MAGDICH	GIESEN	OTHER	OM	O	03/30/2001	10	0	10
9	MAGDICH	GIESEN	ASSAULT	WS,OM	D,O	04/03/2001	10	0	10
10	MAGDICH	GIESEN	NARCOTICS	WS,OM	A,O	04/16/2001	10	0	10
11	MAGDICH	GIESEN	NARCOTICS	WS,WC,OM	D,O	05/18/2001	10	0	10
12	MAGDICH	GIESEN	NARCOTICS	EO	R	08/24/2001	10	0	10
13	MAGDICH	GIESEN	NARCOTICS	OM	O	10/01/2001	30	0	30
14	MAGDICH	GIESEN	NARCOTICS	WS	H	10/02/2001	30	1	60
15	MAGDICH	GIESEN	NARCOTICS	WS	H	10/02/2001	30	0	30
16	MAGDICH	GIESEN	NARCOTICS	OM	O	10/05/2001	30	0	30
<b>WASHINGTON</b>									
1	HATCH	TRENTMAN	NARCOTICS	OM	O	01/31/2001	10	0	10
2	KARMEIER	TRENTMAN	NARCOTICS	OM	O	02/08/2001	10	0	10
3	KARMEIER	TRENTMAN	NARCOTICS	WS	O	02/22/2001	10	0	10
4	KARMEIER	TRENTMAN	NARCOTICS	OM	O	02/22/2001	10	0	10

<sup>1</sup> The prosecuting official authorized the filing of the application under provisions of the state's statute. (See Table 1 for this state's statutory citation.)

<sup>2</sup> Type: WS = Standard Telephone (Wire), WC = Cellular or Mobile Telephone (Wire), WO = Other (Wire), OM = Microphone (Oral), OO = Other (Oral), ED = Digital Pager (Electronic), EE = Computer or E-Mail (Electronic), EF = Fax Machine (Electronic), EO = Other (Electronic).

<sup>3</sup> Location: H = Personal Residence, B = Business, A = Public Area, D = Portable Device, O = Other Location, R = Roving (Relaxed Specification Order), N = Not Specified.

TABLE B-1  
STATE ILLINOIS

CALENDAR YEAR 2001

REPORT BY PROSECUTORS OF COURT-AUTHORIZED INTERCEPTS OF WIRE, ORAL, OR ELECTRONIC COMMUNICATIONS  
PURSUANT TO 18 U.S.C. 2519

A.O. Number	Number Of Days in Operation <sup>4</sup>	Average Intercepts per Day	Number of <sup>5</sup>			Costs		Number of					
			Persons Intercepted	Intercepts	Incriminating Intercepts	Total Cost in \$	Other Than Manpower in \$	Arrests	Trials	Motions to Suppress Intercepts <sup>6</sup>			Persons Convicted
										G	D	P	
<b>HENRY (CONTINUED)</b>													
26	I	-	-	-	-	240	200	-	-	-	-	-	-
27	I	-	-	-	-	240	200	-	-	-	-	-	-
28	1	1	1	1	1	660	500	1	-	-	-	-	-
29	1	1	1	1	1	700	400	1	-	-	-	-	-
30	I	-	-	-	-	240	200	-	-	-	-	-	-
31	1	2	2	2	2	1,300	700	2	-	-	-	-	-
32	I	-	-	-	-	240	200	-	-	-	-	-	-
33	1	2	1	2	1	980	30	-	-	-	-	-	-
34	I	-	-	-	-	240	200	-	-	-	-	-	-
35	1	1	1	1	1	580	400	-	-	-	-	-	-
<b>LEE</b>													
1	10	-	3	3	3	580	100	3	-	-	-	-	3
2	10	1	8	7	7	1,920	-	6	-	-	-	-	6
3	NI	-	-	-	-	-	-	-	-	-	-	-	-
4	10	-	5	3	3	1,100	-	2	1	-	-	-	2
5	10	-	6	4	4	1,160	-	4	-	-	1	-	4
6	10	-	3	2	2	760	200	4	-	-	-	-	4
7	10	-	1	2	1	720	320	1	-	-	-	-	-
8	10	-	2	1	-	125	-	-	-	-	-	-	-
9	10	-	2	1	-	100	-	-	-	-	-	-	-
10	10	-	1	2	2	1,000	-	1	-	-	-	-	1
11	NI	-	-	-	-	-	-	-	-	-	-	-	-
12	1	1	1	1	1	800	-	-	-	-	-	-	-
13	30	-	1	1	1	80	40	1	-	-	-	-	1
14	60	-	4	4	-	720	-	-	-	-	-	-	-
15	30	-	2	2	-	RELATED TO NO. 14		-	-	-	-	-	-
16	30	-	1	1	1	80	-	-	-	-	-	-	-
<b>WASHINGTON</b>													
1	10	-	2	2	2	106	6	1	-	-	-	-	1
2	10	-	3	1	1	113	13	2	-	-	-	-	2
3	10	-	3	3	3	2,050	50	-	-	-	-	-	-
4	NI	-	-	-	-	-	-	-	-	-	-	-	-

<sup>4</sup> NI indicates never installed. I indicates installed but never used. NP indicates no prosecutor's report.

<sup>5</sup> NR indicates not reported or could not be determined.

<sup>6</sup> Motions: G = Granted, D = Denied, P = Pending.

\*This wiretap was terminated during 2000, but was not reported at that time because it was part of an ongoing investigation.

\*\* This wiretap was terminated during 1999 or earlier, but was not reported at that time because it was part of an ongoing investigation.

REPORT BY JUDGES OF COURT-AUTHORIZED INTERCEPTS OF WIRE, ORAL, OR ELECTRONIC COMMUNICATIONS  
PURSUANT TO 18 U.S.C. 2519

A.O. Number	Authorizing Official		Offense Specified	Intercept		Date of Application and (Amendment)	Authorized Length		
	Judge	Prosecutor <sup>1</sup>		Type <sup>2</sup>	Location <sup>3</sup>		Original Order (Days)	Number of Extensions	Total Length (Days)
5	KARMEIER	TRENTMAN	NARCOTICS	OM	O	03/14/2001	10	0	10
6	KARMEIER	TRENTMAN	NARCOTICS	OM	O	03/30/2001	10	0	10
7	KARMEIER	TRENTMAN	NARCOTICS	OM	O	04/06/2001	10	0	10
8	KARMEIER	TRENTMAN	NARCOTICS	OM	A	04/11/2001	10	0	10
9	CAMPANELLA	TRENTMAN	NARCOTICS	OM	O	04/20/2001	10	0	10
10	KARMEIER	TRENTMAN	NARCOTICS	OM	O	05/24/2001	10	0	10
11	HATCH	TRENTMAN	NARCOTICS	OM	A	05/26/2001	10	0	10
12	HATCH	TRENTMAN	NARCOTICS	OM	O	05/29/2001	10	0	10
13	KARMEIER	TRENTMAN	BURGLARY	OM	A	06/26/2001	10	0	10
14	KARMEIER	TRENTMAN	NARCOTICS	OM	O	06/29/2001	10	0	10
15	KARMEIER	TRENTMAN	OTHER	WS	H	06/29/2001	10	0	10
16	KARMEIER	TRENTMAN	NARCOTICS	OM	O	08/01/2001	10	0	10
17	KARMEIER	TRENTMAN	NARCOTICS	OM	O	08/01/2001	10	0	10
18	HATCH	TRENTMAN	THEFT	OM	H	08/02/2001	10	0	10
19	KARMEIER	TRENTMAN	NARCOTICS	OM	H	08/10/2001	10	0	10
20	KARMEIER	TRENTMAN	NARCOTICS	OM	H	08/20/2001	10	0	10
21	HATCH	TRENTMAN	NARCOTICS	OM	O	08/25/2001	10	0	10
22	HATCH	TRENTMAN	NARCOTICS	OM	H	08/25/2001	10	0	10
23	HATCH	TRENTMAN	NARCOTICS	OM	O	09/07/2001	30	0	30
24	KARMEIER	TRENTMAN	NARCOTICS	OM	H	09/10/2001	10	0	10
25	KARMEIER	TRENTMAN	NARCOTICS	OM	O	09/21/2001	10	0	10
26	HATCH	TRENTMAN	NARCOTICS	OM	H	09/23/2001	30	0	30
27	HATCH	TRENTMAN	NARCOTICS	OM	O	10/04/2001	30	0	30
28	KARMEIER	TRENTMAN	NARCOTICS	OM	O	10/09/2001	20	0	20
29	HATCH	TRENTMAN	NARCOTICS	OM	O	10/12/2001	20	0	20
30	HATCH	TRENTMAN	NARCOTICS	OM	H	10/12/2001	30	0	30
31	KARMEIER	TRENTMAN	NARCOTICS	OM	O	10/26/2001	20	0	20
32	KARMEIER	TRENTMAN	NARCOTICS	OM	O	10/26/2001	20	0	20
33	KARMEIER	TRENTMAN	OTHER	OM	H	11/09/2001	10	0	10
34	KARMEIER	TRENTMAN	OTHER	OM	O	11/19/2001	10	0	10
35	KARMEIER	TRENTMAN	NARCOTICS	OM	O	12/05/2001	20	0	20
36	KARMEIER	TRENTMAN	NARCOTICS	OM	A	12/05/2001	20	0	20

<sup>1</sup> The prosecuting official authorized the filing of the application under provisions of the state's statute. (See Table 1 for this state's statutory citation.)

<sup>2</sup> Type: WS = Standard Telephone (Wire), WC = Cellular or Mobile Telephone (Wire), WO = Other (Wire), OM = Microphone (Oral), OO = Other (Oral), ED = Digital Pager (Electronic), EE = Computer or E-Mail (Electronic), EF = Fax Machine (Electronic), EO = Other (Electronic).

<sup>3</sup> Location: H = Personal Residence, B = Business, A = Public Area, D = Portable Device, O = Other Location, R = Roving (Relaxed Specification Order), N = Not Specified.

REPORT BY PROSECUTORS OF COURT-AUTHORIZED INTERCEPTS OF WIRE, ORAL, OR ELECTRONIC COMMUNICATIONS  
PURSUANT TO 18 U.S.C. 2519

A.O. Number	Number Of Days in Operation <sup>4</sup>	Average Intercepts per Day	Number of <sup>5</sup>			Costs		Number of					
			Persons Intercepted	Intercepts	Incriminating Intercepts	Total Cost in \$	Other Than Manpower in \$	Arrests	Trials	Motions to Suppress Intercepts <sup>6</sup>			Persons Convicted
										G	D	P	
5	10	-	2	1	1	113	13	1	-	-	-	-	1
6	10	-	2	2	2	106	26	1	-	-	-	-	1
7	NI	-	-	-	-	-	-	-	-	-	-	-	-
8	10	-	2	2	2	106	26	-	-	-	-	-	-
9	NI	-	-	-	-	-	-	-	-	-	-	-	-
10	NI	-	-	-	-	-	-	-	-	-	-	-	-
11	10	-	5	1	-	73	13	-	-	-	-	-	-
12	10	-	2	1	1	93	13	-	-	-	-	-	-
13	I	-	-	-	-	1,550	1,500	-	-	-	-	-	-
14	10	-	3	1	1	53	13	1	-	-	-	-	1
15	10	-	2	1	1	53	13	1	-	-	-	-	-
16	NI	-	-	-	-	-	-	-	-	-	-	-	-
17	NI	-	-	-	-	-	-	-	-	-	-	-	-
18	10	-	3	1	1	73	13	2	-	-	-	-	2
19	10	-	3	3	3	439	39	-	-	-	-	-	-
20	10	-	2	1	1	63	3	-	-	-	-	-	-
21	10	-	2	1	-	103	3	-	-	-	-	-	-
22	10	-	3	1	1	93	13	-	-	-	-	-	-
23	30	-	4	2	-	231	6	-	-	-	-	-	-
24	10	-	3	1	1	143	3	-	-	-	-	-	-
25	NI	-	-	-	-	-	-	-	-	-	-	-	-
26	30	-	2	1	1	43	3	1	-	-	-	-	-
27	NI	-	-	-	-	-	-	-	-	-	-	-	-
28	NI	-	-	-	-	-	-	-	-	-	-	-	-
29	20	-	4	3	3	406	6	-	-	-	-	-	-
30	30	-	4	2	2	186	6	-	-	-	-	-	-
31	NI	-	-	-	-	-	-	-	-	-	-	-	-
32	20	-	4	1	-	103	3	-	-	-	-	-	-
33	10	-	3	1	1	43	3	1	-	-	-	-	1
34	NI	-	-	-	-	-	-	-	-	-	-	-	-
35	NI	-	-	-	-	-	-	-	-	-	-	-	-
36	20	-	5	1	1	78	3	-	-	-	-	-	-

<sup>4</sup> NI indicates never installed. I indicates installed but never used. NP indicates no prosecutor's report.

<sup>5</sup> NR indicates not reported or could not be determined.

<sup>6</sup> Motions: G = Granted, D = Denied, P = Pending.

\*This wiretap was terminated during 2000, but was not reported at that time because it was part of an ongoing investigation.

\*\* This wiretap was terminated during 1999 or earlier, but was not reported at that time because it was part of an ongoing investigation.



TABLE B-1  
STATE ILLINOIS

CALENDAR YEAR 2001

REPORT BY JUDGES OF COURT-AUTHORIZED INTERCEPTS OF WIRE, ORAL, OR ELECTRONIC COMMUNICATIONS  
PURSUANT TO 18 U.S.C. 2519

A.O. Number	Authorizing Official		Offense Specified	Intercept		Date of Application and (Amendment)	Authorized Length		
	Judge	Prosecutor <sup>1</sup>		Type <sup>2</sup>	Location <sup>3</sup>		Original Order (Days)	Number of Extensions	Total Length (Days)
<b>WHITE</b>									
1	SUTTON	SUTTON	NARCOTICS	WS,WC	H,D	04/04/2001	11	0	11
2	SUTTON	SUTTON	NARCOTICS	WS,WC	H,D	04/04/2001	11	0	11
3	SUTTON	SUTTON	NARCOTICS	WS,WC	H,D	04/04/2001	11	0	11
4	TIMBERLAKE	SUTTON	ASSAULT	WS	H,O	05/30/2001	11	0	11
5	SUTTON	SUTTON	ASSAULT	WS	H,O	09/12/2001	30	0	30
<b>WILL</b>									
1	KINNEY	TOMCZAK	NARCOTICS	WC,OM	D	02/06/2001	10	0	10
2	WHITE	TOMCZAK	NARCOTICS	WC,OM	D	03/05/2001	10	0	10
3	WHITE	TOMCZAK	NARCOTICS	WC,OM	D	03/15/2001	10	0	10
4	WHITE	TOMCZAK	NARCOTICS	WC,OM	D	03/19/2001	10	0	10
5	LORZ	TOMCZAK	NARCOTICS	WC,OM	D	03/24/2001	10	0	10
6	KINNEY	TOMCZAK	NARCOTICS	WC,OM	D	04/02/2001	10	0	10
7	KINNEY	TOMCZAK	NARCOTICS	WC,OM	D	04/26/2001	10	0	10
8	WHITE	TOMCZAK	NARCOTICS	WC,OM	D	04/30/2001	10	0	10
9	KINNEY	TOMCZAK	NARCOTICS	WC	D	05/23/2001	10	0	10
10	KINNEY	TOMCZAK	NARCOTICS	WC,OM	D	06/05/2001	10	0	10
11	KINNEY	TOMCZAK	NARCOTICS	WC,OM	D	06/05/2001	10	0	10
12	KINNEY	TOMCZAK	NARCOTICS	WC,OM	D	06/22/2001	10	0	10
13	WHITE	TOMCZAK	NARCOTICS	WC,OM	D	07/05/2001	10	0	10
14	KUHAR	TOMCZAK	NARCOTICS	WC,OM	D	07/26/2001	10	0	10
15	WHITE	TOMCZAK	NARCOTICS	WC,OM	D	07/28/2001	10	0	10
16	LECHWAR	TOMCZAK	NARCOTICS	WC,OM	D	08/20/2001	10	0	10
17	WHITE	TOMCZAK	NARCOTICS	WC,OM	D	08/20/2001	10	0	10
18	WHITE	TOMCZAK	NARCOTICS	WC,OM	D	10/19/2001	10	0	10
19	WHITE	TOMCZAK	NARCOTICS	WC,OM	D	10/30/2001	30	0	30
20	ROZAK	TOMCZAK	NARCOTICS	WC,OM	D	12/06/2001	30	0	30
21	ROZAK	TOMCZAK	NARCOTICS	WC,OM	D	12/20/2001	30	0	30

<sup>1</sup> The prosecuting official authorized the filing of the application under provisions of the state's statute. (See Table 1 for this state's statutory citation.)

<sup>2</sup> Type: WS = Standard Telephone (Wire), WC = Cellular or Mobile Telephone (Wire), WO = Other (Wire), OM = Microphone (Oral), OO = Other (Oral), ED = Digital Pager (Electronic), EE = Computer or E-Mail (Electronic), EF = Fax Machine (Electronic), EO = Other (Electronic).

<sup>3</sup> Location: H = Personal Residence, B = Business, A = Public Area, D = Portable Device, O = Other Location, R = Roving (Relaxed Specification Order), N = Not Specified.

REPORT BY PROSECUTORS OF COURT-AUTHORIZED INTERCEPTS OF WIRE, ORAL, OR ELECTRONIC COMMUNICATIONS  
PURSUANT TO 18 U.S.C. 2519

A.O. Number	Number Of Days in Operation <sup>4</sup>	Average Intercepts per Day	Number of <sup>5</sup>			Costs		Number of					Persons Convicted
			Persons Intercepted	Intercepts	Incriminating Intercepts	Total Cost in \$	Other Than Manpower in \$	Arrests	Trials	Motions to Suppress Intercepts <sup>6</sup>			
										G	D	P	
<b>WHITE</b>													
1	1	2	2	2	-	-	-	-	-	-	-	-	-
2	1	1	2	1	-	-	-	-	-	-	-	-	-
3	1	2	2	2	-	-	-	-	-	-	-	-	-
4	1	2	2	2	2	-	-	1	-	-	-	-	-
5	1	2	2	2	2	-	-	1	-	-	-	-	-
<b>WILL</b>													
1	NI	-	-	-	-	-	-	-	-	-	-	-	-
2	1	1	1	1	1	RELATED TO NO. 16		RELATED TO NO. 16					
3	I	-	-	-	-	RELATED TO NO. 16		-	-	-	-	-	-
4	10	-	2	5	5	14,000	4,000	3	-	-	-	-	-
5	I	-	-	-	-	RELATED TO NO. 16		-	-	-	-	-	-
6	1	1	1	1	1	20,800	800	1	-	-	-	-	-
7	2	-	1	1	1	RELATED TO NO. 6		RELATED TO NO. 6					
8	10	-	2	5	5	RELATED TO NO. 4		RELATED TO NO. 4					
9	NI	-	-	-	-	-	-	-	-	-	-	-	-
10	NI	-	-	-	-	-	-	-	-	-	-	-	-
11	2	-	1	1	1	RELATED TO NO. 6		RELATED TO NO. 6					
12	1	1	1	1	1	RELATED TO NO. 6		RELATED TO NO. 6					
13	10	-	1	1	1	RELATED TO NO. 15		-	-	-	-	-	-
14	10	1	2	6	6	RELATED TO NO. 4		RELATED TO NO. 4					
15	10	-	1	1	1	1,400	400	-	-	-	-	-	-
16	1	1	2	1	1	700	200	2	-	-	-	-	-
17	7	1	1	4	4	2,100	600	1	-	-	-	-	-
18	NI	-	-	-	-	-	-	-	-	-	-	-	-
19	NI	-	-	-	-	-	-	-	-	-	-	-	-
20	NI	-	-	-	-	-	-	-	-	-	-	-	-
21	I	-	-	-	-	RELATED TO NO. 16		-	-	-	-	-	-

<sup>4</sup> NI indicates never installed. I indicates installed but never used. NP indicates no prosecutor's report.

<sup>5</sup> NR indicates not reported or could not be determined.

<sup>6</sup> Motions: G = Granted, D = Denied, P = Pending.

\*This wiretap was terminated during 2000, but was not reported at that time because it was part of an ongoing investigation.

\*\* This wiretap was terminated during 1999 or earlier, but was not reported at that time because it was part of an ongoing investigation.

TABLE B-1  
STATE MARYLAND

CALENDAR YEAR 2001

REPORT BY JUDGES OF COURT-AUTHORIZED INTERCEPTS OF WIRE, ORAL, OR ELECTRONIC COMMUNICATIONS  
PURSUANT TO 18 U.S.C. 2519

A.O. Number	Authorizing Official		Offense Specified	Intercept		Date of Application and (Amendment)	Authorized Length		
	Judge	Prosecutor <sup>1</sup>		Type <sup>2</sup>	Location <sup>3</sup>		Original Order (Days)	Number of Extensions	Total Length (Days)
<b>BALTIMORE</b>									
1	TURNBULL	O'CONNOR	NARCOTICS	WC	D	05/09/2001	14	0	14
2	TURNBULL	O'CONNOR	NARCOTICS	WC	D	05/09/2001	30	1	60
3	TURNBULL	O'CONNOR	NARCOTICS	WC	D	05/15/2001	25	1	43
4	TURNBULL	O'CONNOR	NARCOTICS	WC	D	05/29/2001	30	1	42
5	TURNBULL	O'CONNOR	NARCOTICS	WC	D	05/29/2001	15	0	15
6	TURNBULL	O'CONNOR	NARCOTICS	WC	D	05/29/2001	1	0	1
7	TURNBULL	O'CONNOR	NARCOTICS	WC	D	06/08/2001	30	0	30
8	TURNBULL	O'CONNOR	NARCOTICS	WC	D	06/18/2001	16	0	16
9	TURNBULL	O'CONNOR	NARCOTICS	WC	D	06/27/2001	11	0	11
10	TURNBULL	O'CONNOR	NARCOTICS	WC	D	06/27/2001	15	0	15
11	WRIGHT	TRIMBLE	NARCOTICS	WS,WC	H,D	08/03/2001	30	0	30
12	COX	MEYERS	NARCOTICS	WC	D	09/17/2001	30	0	30
13	COX	MEYERS	NARCOTICS	WC	D	09/17/2001	30	0	30
14	COX	MEYERS	NARCOTICS	WS	H	09/17/2001	30	0	30
15	COX	MEYERS	NARCOTICS	WS	H	09/17/2001	30	0	30
16	LEVITZ	O'CONNOR	NARCOTICS	WS	H	09/21/2001	30	0	30
17	LEVITZ	O'CONNOR	NARCOTICS	WC	D	09/21/2001	30	0	30
18	COX	MEYERS	NARCOTICS	WC	D	10/01/2001	30	1	60
19	COX	MEYERS	NARCOTICS	WC	D	10/16/2001	30	0	30
20	COX	MEYERS	NARCOTICS	WC	D	10/16/2001	30	0	30
21	COX	MEYERS	NARCOTICS	WC	D	10/16/2001	30	0	30
22	COX	MEYERS	NARCOTICS	WC	D	10/22/2001	30	0	30
23	COX	MEYERS	NARCOTICS	WC	D	11/01/2001	30	0	30
24	COX	MEYERS	NARCOTICS	WC	D	11/05/2001	30	0	30
<b>BALTIMORE CITY</b>									
1	PREVAS	JESSAMY	NARCOTICS	WC	D	02/14/2001	30	0	30
2	PREVAS	JESSAMY	NARCOTICS	WC	D	02/14/2001	30	0	30
3	PREVAS	JESSAMY	NARCOTICS	WC	D	02/28/2001	30	0	30
4	PREVAS	JESSAMY	NARCOTICS	WC	D	03/06/2001	30	1	60
5	PREVAS	JESSAMY	NARCOTICS	ED	D	03/27/2001	30	1	60
6	PREVAS	JESSAMY	NARCOTICS	WC	D	04/05/2001	30	0	30

<sup>1</sup> The prosecuting official authorized the filing of the application under provisions of the state's statute. (See Table 1 for this state's statutory citation.)

<sup>2</sup> Type: WS = Standard Telephone (Wire), WC = Cellular or Mobile Telephone (Wire), WO = Other (Wire), OM = Microphone (Oral), OO = Other (Oral), ED = Digital Pager (Electronic), EE = Computer or E-Mail (Electronic), EF = Fax Machine (Electronic), EO = Other (Electronic).

<sup>3</sup> Location: H = Personal Residence, B = Business, A = Public Area, D = Portable Device, O = Other Location, R = Roving (Relaxed Specification Order), N = Not Specified.

REPORT BY PROSECUTORS OF COURT-AUTHORIZED INTERCEPTS OF WIRE, ORAL, OR ELECTRONIC COMMUNICATIONS  
PURSUANT TO 18 U.S.C. 2519

A.O. Number	Number Of Days in Operation <sup>4</sup>	Average Intercepts per Day	Number of <sup>5</sup>			Costs		Number of					
			Persons Intercepted	Intercepts	Incriminating Intercepts	Total Cost in \$	Other Than Manpower in \$	Arrests	Trials	Motions to Suppress Intercepts <sup>6</sup>			Persons Convicted
										G	D	P	
<b>BALTIMORE</b>													
1	14	43	200	600	40	69,260	20,000	18	-	-	-	-	2
2	60	51	1,200	3,039	1,000	RELATED TO NO. 1		RELATED TO NO. 1					
3	43	93	2,150	4,017	1,350	RELATED TO NO. 1		RELATED TO NO. 1					
4	42	52	958	2,200	850	RELATED TO NO. 1		RELATED TO NO. 1					
5	15	30	300	452	100	RELATED TO NO. 1		RELATED TO NO. 1					
6	1	-	-	-	-	RELATED TO NO. 1		RELATED TO NO. 1					
7	30	77	1,600	2,300	1,800	RELATED TO NO. 1		RELATED TO NO. 1					
8	16	19	220	300	150	RELATED TO NO. 1		RELATED TO NO. 1					
9	11	55	458	600	400	RELATED TO NO. 1		RELATED TO NO. 1					
10	15	20	215	300	100	RELATED TO NO. 1		RELATED TO NO. 1					
11	23	98	17	2,250	210	204,000	17,000	2	-	-	-	-	-
12	29	93	64	2,708	998	2,200	-	-	-	-	-	-	-
13	27	54	34	1,463	95	2,000	-	1	-	-	-	1	-
14	8	50	17	396	-	300	-	-	-	-	-	1	-
15	8	34	20	271	1	RELATED TO NO. 14		-	-	-	-	-	-
16	23	30	179	682	22	51,000	1,000	7	-	-	-	1	-
17	30	55	167	1,648	302	RELATED TO NO. 16		RELATED TO NO. 16					
18	37	18	49	656	157	850	-	-	-	-	-	-	-
19	16	1	3	9	-	RELATED TO NO. 12		-	-	-	-	-	-
20	18	9	11	170	51	RELATED TO NO. 12		-	-	-	-	-	-
21	21	54	59	1,144	603	575	-	-	-	-	-	-	-
22	25	25	31	631	163	445	-	-	-	-	-	-	-
23	15	29	41	442	185	RELATED TO NO. 12		-	-	-	-	-	-
24	10	56	53	562	247	RELATED TO NO. 12		-	-	-	-	-	-
<b>BALTIMORE CITY</b>													
1	30	76	177	2,275	160	710,500	435,000	28	-	-	-	-	10
2	11	-	-	-	-	RELATED TO NO. 1		RELATED TO NO. 1					
3	10	70	47	705	121	RELATED TO NO. 1		RELATED TO NO. 1					
4	37	49	128	1,799	337	RELATED TO NO. 1		RELATED TO NO. 1					
5	49	5	NR	221	221	RELATED TO NO. 1		RELATED TO NO. 1					
6	4	46	17	183	19	RELATED TO NO. 1		RELATED TO NO. 1					

<sup>4</sup> NI indicates never installed. I indicates installed but never used. NP indicates no prosecutor's report.

<sup>5</sup> NR indicates not reported or could not be determined.

<sup>6</sup> Motions: G = Granted, D = Denied, P = Pending.

\*This wiretap was terminated during 2000, but was not reported at that time because it was part of an ongoing investigation.

\*\* This wiretap was terminated during 1999 or earlier, but was not reported at that time because it was part of an ongoing investigation.

TABLE B-1  
STATE MARYLAND

CALENDAR YEAR 2001

REPORT BY JUDGES OF COURT-AUTHORIZED INTERCEPTS OF WIRE, ORAL, OR ELECTRONIC COMMUNICATIONS  
PURSUANT TO 18 U.S.C. 2519

A.O. Number	Authorizing Official		Offense Specified	Intercept		Date of Application and (Amendment)	Authorized Length		
	Judge	Prosecutor <sup>1</sup>		Type <sup>2</sup>	Location <sup>3</sup>		Original Order (Days)	Number of Extensions	Total Length (Days)
<b>BALTIMORE CITY (CONTINUED)</b>									
7	PREVAS	JESSAMY	NARCOTICS	WC	D	04/05/2001	30	0	30
8	PREVAS	JESSAMY	NARCOTICS	ED	D	04/28/2001	30	0	30
9	PREVAS	JESSAMY	NARCOTICS	WC	D	04/28/2001	30	0	30
10	PREVAS	JESSAMY	NARCOTICS	WC	D	05/01/2001	30	0	30
11	QUARLES	JESSAMY	MURDER	OM,EO	B	05/02/2001	30	1	60
12	QUARLES	JESSAMY	MURDER	OM,EO	B	05/02/2001	30	1	60
13	QUARLES	JESSAMY	MURDER	OM,EO	B	05/02/2001	30	1	60
14	QUARLES	JESSAMY	MURDER	WC	D	05/29/2001	30	1	60
15	PREVAS	JESSAMY	NARCOTICS	WC	D	10/12/2001	30	0	30
16	PREVAS	JESSAMY	NARCOTICS	WC	D	10/12/2001	30	0	30
17	PREVAS	JESSAMY	NARCOTICS	WC	D	10/12/2001	30	0	30
18	PREVAS	JESSAMY	NARCOTICS	ED	D	10/29/2001	30	0	30
19	PREVAS	JESSAMY	NARCOTICS	WC	D	10/29/2001	30	0	30
20	PREVAS	JESSAMY	NARCOTICS	WC	D	10/29/2001	30	0	30
21	PREVAS	JESSAMY	NARCOTICS	WC	D	11/09/2001	30	0	30
22	PREVAS	JESSAMY	NARCOTICS	ED	D	11/09/2001	30	0	30
23	PREVAS	JESSAMY	NARCOTICS	WC	D	11/15/2001	30	0	30
<b>HOWARD</b>									
1	DUDLEY	MCLENDON	NARCOTICS	WC	R	06/11/2001	30	0	30
2	DUDLEY	MCLENDON	NARCOTICS	ED	R	06/25/2001	30	0	30
<b>QUEEN ANNE'S</b>									
1*	SAUSE	GREGORY	NARCOTICS	WS	H	02/04/2000	30	1	60
2*	SAUSE	GREGORY	NARCOTICS	ED	D	02/04/2000	30	1	60
3*	SAUSE	GREGORY	NARCOTICS	WC	D	02/04/2000	30	0	30
4*	SAUSE	GREGORY	NARCOTICS	WS	H	02/24/2000	30	0	30
5*	SAUSE	GREGORY	NARCOTICS	WS	H	03/14/2000	30	0	30

<sup>1</sup> The prosecuting official authorized the filing of the application under provisions of the state's statute. (See Table 1 for this state's statutory citation.)

<sup>2</sup> Type: WS = Standard Telephone (Wire), WC = Cellular or Mobile Telephone (Wire), WO = Other (Wire), OM = Microphone (Oral), OO = Other (Oral), ED = Digital Pager (Electronic), EE = Computer or E-Mail (Electronic), EF = Fax Machine (Electronic), EO = Other (Electronic).

<sup>3</sup> Location: H = Personal Residence, B = Business, A = Public Area, D = Portable Device, O = Other Location, R = Roving (Relaxed Specification Order), N = Not Specified.

TABLE B-1  
STATE MARYLAND

CALENDAR YEAR 2001

REPORT BY PROSECUTORS OF COURT-AUTHORIZED INTERCEPTS OF WIRE, ORAL, OR ELECTRONIC COMMUNICATIONS  
PURSUANT TO 18 U.S.C. 2519

A.O. Number	Number Of Days in Operation <sup>4</sup>	Average Intercepts per Day	Number of <sup>5</sup>			Costs		Number of					
			Persons Intercepted	Intercepts	Incriminating Intercepts	Total Cost in \$	Other Than Manpower in \$	Arrests	Trials	Motions to Suppress Intercepts <sup>6</sup>			Persons Convicted
										G	D	P	
<b>BALTIMORE CITY (CONTINUED)</b>													
7	30	33	120	977	155	RELATED TO NO. 1		RELATED TO NO. 1					
8	17	2	NR	27	9	RELATED TO NO. 1		RELATED TO NO. 1					
9	7	56	48	393	29	RELATED TO NO. 1		RELATED TO NO. 1					
10	14	21	34	299	5	RELATED TO NO. 1		RELATED TO NO. 1					
11	43	-	-	-	-	RELATED TO NO. 12		RELATED TO NO. 12					
12	43	16	4	689	25	204,000	17,000	2	-	-	-	-	
13	43	12	4	496	17	RELATED TO NO. 12		RELATED TO NO. 12					
14	32	66	25	2,106	530	RELATED TO NO. 12		RELATED TO NO. 12					
15	12	21	30	247	11	57,659	9,685	7	-	-	-	-	
16	25	16	40	400	117	RELATED TO NO. 15		RELATED TO NO. 15					
17	29	19	75	564	48	RELATED TO NO. 15		RELATED TO NO. 15					
18	8	2	NR	12	-	RELATED TO NO. 15		RELATED TO NO. 15					
19	1	-	-	-	-	RELATED TO NO. 15		RELATED TO NO. 15					
20	8	-	-	-	-	RELATED TO NO. 15		RELATED TO NO. 15					
21	26	25	95	655	74	RELATED TO NO. 15		RELATED TO NO. 15					
22	12	14	NR	172	24	RELATED TO NO. 15		RELATED TO NO. 15					
23	6	34	35	202	34	RELATED TO NO. 15		RELATED TO NO. 15					
<b>HOWARD</b>													
1	22	44	24	962	81	98,926	11,800	-	-	-	-	-	
2	29	18	NR	508	NR	RELATED TO NO. 1		-	-	-	-	-	
<b>QUEEN ANNE'S</b>													
1*	41	25	75	1,008	274	102,000	10,000	21	-	-	1	5	
2*	41	29	26	1,190	1,190	RELATED TO NO. 1*		RELATED TO NO. 1*					
3*	27	-	2	2	-	RELATED TO NO. 1*		RELATED TO NO. 1*					
4*	17	38	64	645	246	RELATED TO NO. 1*		RELATED TO NO. 1*					
5*	11	28	20	305	58	RELATED TO NO. 1*		RELATED TO NO. 1*					

<sup>4</sup> NI indicates never installed. I indicates installed but never used. NP indicates no prosecutor's report.

<sup>5</sup> NR indicates not reported or could not be determined.

<sup>6</sup> Motions: G = Granted, D = Denied, P = Pending.

\*This wiretap was terminated during 2000, but was not reported at that time because it was part of an ongoing investigation.

\*\* This wiretap was terminated during 1999 or earlier, but was not reported at that time because it was part of an ongoing investigation.

REPORT BY JUDGES OF COURT-AUTHORIZED INTERCEPTS OF WIRE, ORAL, OR ELECTRONIC COMMUNICATIONS  
PURSUANT TO 18 U.S.C. 2519

A.O. Number	Authorizing Official		Offense Specified	Intercept		Date of Application and (Amendment)	Authorized Length		
	Judge	Prosecutor <sup>1</sup>		Type <sup>2</sup>	Location <sup>3</sup>		Original Order (Days)	Number of Extensions	Total Length (Days)
<b>BARNSTABLE</b>									
1	CONNON	WELSH	MURDER	OM	H	10/26/2001	15	1	30
<b>HAMPDEN</b>									
1	CARHART	DOLAN	GAMBLING	WC	D	08/15/2001	15	2	45
<b>STATE ATTORNEY GENERAL</b>									
1	BALL	BLOOMER	NARCOTICS	WC	D	03/21/2001	15	1	30
2	BALL	BLOOMER	NARCOTICS	WS	H	03/21/2001	15	0	15
3	BALL	BLOOMER	NARCOTICS	WC	D	04/02/2001	15	0	15
4	MUSE	BLOOMER	NARCOTICS	WC	D	09/21/2001	15	1	30
5	MUSE	BLOOMER	NARCOTICS	WC	D	09/21/2001	15	2	45
6	MUSE	BLOOMER	NARCOTICS	WC	D	10/05/2001	15	1	30
7	MUSE	BLOOMER	NARCOTICS	WS	H	10/11/2001	15	1	30
8	MUSE	BLOOMER	NARCOTICS	WC	D	10/22/2001	15	0	15
9	BALL	BLOOMER	NARCOTICS	WC	D	11/09/2001	15	0	15

<sup>1</sup> The prosecuting official authorized the filing of the application under provisions of the state's statute. (See Table 1 for this state's statutory citation.)

<sup>2</sup> Type: WS = Standard Telephone (Wire), WC = Cellular or Mobile Telephone (Wire), WO = Other (Wire), OM = Microphone (Oral), OO = Other (Oral), ED = Digital Pager (Electronic), EE = Computer or E-Mail (Electronic), EF = Fax Machine (Electronic), EO = Other (Electronic).

<sup>3</sup> Location: H = Personal Residence, B = Business, A = Public Area, D = Portable Device, O = Other Location, R = Roving (Relaxed Specification Order), N = Not Specified.

REPORT BY PROSECUTORS OF COURT-AUTHORIZED INTERCEPTS OF WIRE, ORAL, OR ELECTRONIC COMMUNICATIONS  
PURSUANT TO 18 U.S.C. 2519

A.O. Number	Number Of Days in Operation <sup>4</sup>	Average Intercepts per Day	Number of <sup>5</sup>			Costs		Number of					
			Persons Intercepted	Intercepts	Incriminating Intercepts	Total Cost in \$	Other Than Manpower in \$	Arrests	Trials	Motions to Suppress Intercepts <sup>6</sup>			Persons Convicted
										G	D	P	
<b>BARNSTABLE</b>													
1	30	NR	NR	NR	NR	62,000	5,000	-	-	-	-	-	-
<b>HAMPDEN</b>													
1	45	16	44	710	178	83,000	3,000	-	-	-	-	-	-
<b>STATE ATTORNEY GENERAL</b>													
1	30	26	35	781	110	61,400	1,000	5	-	-	-	-	1
2	15	9	10	135	2	RELATED TO NO. 1		RELATED TO NO. 1					
3	15	23	20	342	12	RELATED TO NO. 1		RELATED TO NO. 1					
4	30	32	44	967	227	206,626	3,000	8	-	-	-	-	-
5	45	85	97	3,808	817	RELATED TO NO. 4		RELATED TO NO. 4					
6	28	32	69	884	258	RELATED TO NO. 4		RELATED TO NO. 4					
7	22	34	36	743	46	RELATED TO NO. 4		RELATED TO NO. 4					
8	14	40	82	563	165	RELATED TO NO. 4		RELATED TO NO. 4					
9	15	42	38	624	247	31,000	1,000	-	-	-	-	-	-

<sup>4</sup> NI indicates never installed. I indicates installed but never used. NP indicates no prosecutor's report.

<sup>5</sup> NR indicates not reported or could not be determined.

<sup>6</sup> Motions: G = Granted, D = Denied, P = Pending.

\*This wiretap was terminated during 2000, but was not reported at that time because it was part of an ongoing investigation.

\*\* This wiretap was terminated during 1999 or earlier, but was not reported at that time because it was part of an ongoing investigation.



REPORT BY JUDGES OF COURT-AUTHORIZED INTERCEPTS OF WIRE, ORAL, OR ELECTRONIC COMMUNICATIONS  
PURSUANT TO 18 U.S.C. 2519

A.O. Number	Authorizing Official		Offense Specified	Intercept		Date of Application and (Amendment)	Authorized Length		
	Judge	Prosecutor <sup>1</sup>		Type <sup>2</sup>	Location <sup>3</sup>		Original Order (Days)	Number of Extensions	Total Length (Days)
HENNEPIN									
1	OLEISKY	KLOBUCHAR	NARCOTICS	WC	D	03/28/2001	30	0	30

<sup>1</sup> The prosecuting official authorized the filing of the application under provisions of the state's statute. (See Table 1 for this state's statutory citation.)

<sup>2</sup> Type: WS = Standard Telephone (Wire), WC = Cellular or Mobile Telephone (Wire), WO = Other (Wire), OM = Microphone (Oral), OO = Other (Oral), ED = Digital Pager (Electronic), EE = Computer or E-Mail (Electronic), EF = Fax Machine (Electronic), EO = Other (Electronic).

<sup>3</sup> Location: H = Personal Residence, B = Business, A = Public Area, D = Portable Device, O = Other Location, R = Roving (Relaxed Specification Order), N = Not Specified.

REPORT BY PROSECUTORS OF COURT-AUTHORIZED INTERCEPTS OF WIRE, ORAL, OR ELECTRONIC COMMUNICATIONS  
PURSUANT TO 18 U.S.C. 2519

A.O. Number	Number Of Days in Operation <sup>4</sup>	Average Intercepts per Day	Number of <sup>5</sup>			Costs		Number of					
			Persons Intercepted	Intercepts	Incriminating Intercepts	Total Cost in \$	Other Than Manpower in \$	Arrests	Trials	Motions to Suppress Intercepts <sup>6</sup>			Persons Convicted
										G	D	P	
HENNEPIN													
1	27	81	50	2,174	279	20,816	2,000	3	-	-	-	-	-

<sup>4</sup> NI indicates never installed. I indicates installed but never used. NP indicates no prosecutor's report.

<sup>5</sup> NR indicates not reported or could not be determined.

<sup>6</sup> Motions: G = Granted, D = Denied, P = Pending.

\*This wiretap was terminated during 2000, but was not reported at that time because it was part of an ongoing investigation.

\*\* This wiretap was terminated during 1999 or earlier, but was not reported at that time because it was part of an ongoing investigation.

REPORT BY JUDGES OF COURT-AUTHORIZED INTERCEPTS OF WIRE, ORAL, OR ELECTRONIC COMMUNICATIONS  
PURSUANT TO 18 U.S.C. 2519

A.O. Number	Authorizing Official		Offense Specified	Intercept		Date of Application and (Amendment)	Authorized Length		
	Judge	Prosecutor <sup>1</sup>		Type <sup>2</sup>	Location <sup>3</sup>		Original Order (Days)	Number of Extensions	Total Length (Days)
<b>15TH CIRCUIT COURT DISTRICT</b>									
1	EUBANKS	MCDONALD	NARCOTICS	WS	H	05/16/2001	30	0	30
2	EUBANKS	MCDONALD	NARCOTICS	WS	H	06/28/2001	30	1	60
3	EUBANKS	MCDONALD	NARCOTICS	WC	R	07/12/2001	30	0	30
<b>22ND CIRCUIT COURT DISTRICT</b>									
1	PATRICK	MARTIN	NARCOTICS	WS	H	09/05/2001	30	1	60
2	PATRICK	MARTIN	NARCOTICS	WS,WC,EF	H,D	10/11/2001	30	2	75
<b>HARRISON</b>									
1	WALKER	CARANNA	NARCOTICS	WC	D	03/16/2001	30	1	38

<sup>1</sup> The prosecuting official authorized the filing of the application under provisions of the state's statute. (See Table 1 for this state's statutory citation.)

<sup>2</sup> Type: WS = Standard Telephone (Wire), WC = Cellular or Mobile Telephone (Wire), WO = Other (Wire), OM = Microphone (Oral), OO = Other (Oral), ED = Digital Pager (Electronic), EE = Computer or E-Mail (Electronic), EF = Fax Machine (Electronic), EO = Other (Electronic).

<sup>3</sup> Location: H = Personal Residence, B = Business, A = Public Area, D = Portable Device, O = Other Location, R = Roving (Relaxed Specification Order), N = Not Specified.

REPORT BY PROSECUTORS OF COURT-AUTHORIZED INTERCEPTS OF WIRE, ORAL, OR ELECTRONIC COMMUNICATIONS  
PURSUANT TO 18 U.S.C. 2519

A.O. Number	Number Of Days in Operation <sup>4</sup>	Average Intercepts per Day	Number of <sup>5</sup>			Costs		Number of					
			Persons Intercepted	Intercepts	Incriminating Intercepts	Total Cost in \$	Other Than Manpower in \$	Arrests	Trials	Motions to Suppress Intercepts <sup>6</sup>			Persons Convicted
										G	D	P	
<b>15TH CIRCUIT COURT DISTRICT</b>													
1	30	30	98	886	102	16,485	3,045	-	-	-	-	-	-
2	50	56	260	2,804	32	27,240	5,400	-	-	-	-	-	-
3	27	5	35	127	6	14,849	2,669	-	-	-	-	-	-
<b>22ND CIRCUIT COURT DISTRICT</b>													
1	45	86	167	3,886	97	24,060	4,320	-	-	-	-	-	-
2	75	216	83	16,234	695	74,280	10,440	-	-	-	-	-	-
<b>HARRISON</b>													
1	38	73	121	2,783	371	21,560	6,054	-	-	-	-	-	-

<sup>4</sup> NI indicates never installed. I indicates installed but never used. NP indicates no prosecutor's report.

<sup>5</sup> NR indicates not reported or could not be determined.

<sup>6</sup> Motions: G = Granted, D = Denied, P = Pending.

\*This wiretap was terminated during 2000, but was not reported at that time because it was part of an ongoing investigation.

\*\* This wiretap was terminated during 1999 or earlier, but was not reported at that time because it was part of an ongoing investigation.

REPORT BY JUDGES OF COURT-AUTHORIZED INTERCEPTS OF WIRE, ORAL, OR ELECTRONIC COMMUNICATIONS  
PURSUANT TO 18 U.S.C. 2519

A.O. Number	Authorizing Official		Offense Specified	Intercept		Date of Application and (Amendment)	Authorized Length		
	Judge	Prosecutor <sup>1</sup>		Type <sup>2</sup>	Location <sup>3</sup>		Original Order (Days)	Number of Extensions	Total Length (Days)
<b>DOUGLAS</b>									
1	TROIA	JANSEN	NARCOTICS	WS,WC	H,B,D	04/26/2001	30	1	60
1*	MCGILL	JANSEN	NARCOTICS	WC	D	03/14/2000	30	0	30
2*	MCGILL	JANSEN	NARCOTICS	WC	D	03/14/2000	30	0	30
3*	MCGILL	JANSEN	MURDER	WS	B	03/14/2000	30	0	30
4*	MCGILL	JANSEN	NARCOTICS	WC	D	04/11/2000	30	0	30
<b>LINCOLN</b>									
1	ROWLANDS	MEYER	NARCOTICS	WS	H	01/04/2001	30	2	90

<sup>1</sup> The prosecuting official authorized the filing of the application under provisions of the state's statute. (See Table 1 for this state's statutory citation.)

<sup>2</sup> Type: WS = Standard Telephone (Wire), WC = Cellular or Mobile Telephone (Wire), WO = Other (Wire), OM = Microphone (Oral), OO = Other (Oral), ED = Digital Pager (Electronic), EE = Computer or E-Mail (Electronic), EF = Fax Machine (Electronic), EO = Other (Electronic).

<sup>3</sup> Location: H = Personal Residence, B = Business, A = Public Area, D = Portable Device, O = Other Location, R = Roving (Relaxed Specification Order), N = Not Specified.

REPORT BY PROSECUTORS OF COURT-AUTHORIZED INTERCEPTS OF WIRE, ORAL, OR ELECTRONIC COMMUNICATIONS  
PURSUANT TO 18 U.S.C. 2519

A.O. Number	Number Of Days in Operation <sup>4</sup>	Average Intercepts per Day	Number of <sup>5</sup>			Costs		Number of					
			Persons Intercepted	Intercepts	Incriminating Intercepts	Total Cost in \$	Other Than Manpower in \$	Arrests	Trials	Motions to Suppress Intercepts <sup>6</sup>			Persons Convicted
										G	D	P	
<b>DOUGLAS</b>													
1	57	159	32	9,045	108	88,049	3,335	3	-	-	1	-	-
1*	30	19	18	563	299	149,515	5,795	55	1	-	2	-	31
2*	24	69	38	1,656	446	RELATED TO NO. 1*		RELATED TO NO. 1*					
3*	27	98	28	2,641	56	6,250	100	-	-	-	-	-	-
4*	14	89	22	1,246	252	RELATED TO NO. 1*		RELATED TO NO. 1*					
<b>LINCOLN</b>													
1	86	63	350	5,403	589	205,000	105,000	-	-	-	-	-	-

<sup>4</sup> NI indicates never installed. I indicates installed but never used. NP indicates no prosecutor's report.

<sup>5</sup> NR indicates not reported or could not be determined.

<sup>6</sup> Motions: G = Granted, D = Denied, P = Pending.

\*This wiretap was terminated during 2000, but was not reported at that time because it was part of an ongoing investigation.

\*\* This wiretap was terminated during 1999 or earlier, but was not reported at that time because it was part of an ongoing investigation.

REPORT BY JUDGES OF COURT-AUTHORIZED INTERCEPTS OF WIRE, ORAL, OR ELECTRONIC COMMUNICATIONS  
PURSUANT TO 18 U.S.C. 2519

A.O. Number	Authorizing Official		Offense Specified	Intercept		Date of Application and (Amendment)	Authorized Length		
	Judge	Prosecutor <sup>1</sup>		Type <sup>2</sup>	Location <sup>3</sup>		Original Order (Days)	Number of Extensions	Total Length (Days)
STATE ATTORNEY GENERAL									
1	MCGUIRE	MCLAUGHLIN	NARCOTICS	WC	D	03/21/2001	10	2	30
1*	MCGUIRE	MCLAUGHLIN	NARCOTICS	WS	H	03/17/2000	10	1	20

<sup>1</sup> The prosecuting official authorized the filing of the application under provisions of the state's statute. (See Table 1 for this state's statutory citation.)

<sup>2</sup> Type: WS = Standard Telephone (Wire), WC = Cellular or Mobile Telephone (Wire), WO = Other (Wire), OM = Microphone (Oral), OO = Other (Oral), ED = Digital Pager (Electronic), EE = Computer or E-Mail (Electronic), EF = Fax Machine (Electronic), EO = Other (Electronic).

<sup>3</sup> Location: H = Personal Residence, B = Business, A = Public Area, D = Portable Device, O = Other Location, R = Roving (Relaxed Specification Order), N = Not Specified.

REPORT BY PROSECUTORS OF COURT-AUTHORIZED INTERCEPTS OF WIRE, ORAL, OR ELECTRONIC COMMUNICATIONS  
PURSUANT TO 18 U.S.C. 2519

A.O. Number	Number Of Days in Operation <sup>4</sup>	Average Intercepts per Day	Number of <sup>5</sup>			Costs		Number of					
			Persons Intercepted	Intercepts	Incriminating Intercepts	Total Cost in \$	Other Than Manpower in \$	Arrests	Trials	Motions to Suppress Intercepts <sup>6</sup>			Persons Convicted
										G	D	P	
STATE ATTORNEY GENERAL													
1	29	152	NR	4,419	876	78,030	2,725	14	-	-	-	-	-
1*	13	42	32	544	48	31,800	1,800	4	-	-	-	-	4

<sup>4</sup> NI indicates never installed. I indicates installed but never used. NP indicates no prosecutor's report.

<sup>5</sup> NR indicates not reported or could not be determined.

<sup>6</sup> Motions: G = Granted, D = Denied, P = Pending.

\*This wiretap was terminated during 2000, but was not reported at that time because it was part of an ongoing investigation.

\*\* This wiretap was terminated during 1999 or earlier, but was not reported at that time because it was part of an ongoing investigation.



TABLE B-1  
STATE NEW JERSEY

CALENDAR YEAR 2001

REPORT BY JUDGES OF COURT-AUTHORIZED INTERCEPTS OF WIRE, ORAL, OR ELECTRONIC COMMUNICATIONS  
PURSUANT TO 18 U.S.C. 2519

A.O. Number	Authorizing Official		Offense Specified	Intercept		Date of Application and (Amendment)	Authorized Length		
	Judge	Prosecutor <sup>1</sup>		Type <sup>2</sup>	Location <sup>3</sup>		Original Order (Days)	Number of Extensions	Total Length (Days)
<b>BERGEN</b>									
1	CLARK	SCHMIDT	NARCOTICS	WC	D	08/03/2001	30	0	30
2	CLARK	SCHMIDT	NARCOTICS	WC	D	08/03/2001	30	0	30
<b>BURLINGTON</b>									
1	FEINBERG	BERNARDI	MURDER	WO	O	05/21/2001	10	0	10
2	FEINBERG	BERNARDI	MURDER	WO	B	08/09/2001	20	0	20
<b>CAMDEN</b>									
1	NATAL	SOLOMON	NARCOTICS	WC	D	02/08/2001	30	0	30
2	NATAL	SOLOMON	NARCOTICS	WC	D	07/25/2001	30	0	30
3	NATAL	SOLOMON	NARCOTICS	WC	D	08/24/2001	30	0	30
4	NATAL	SOLOMON	NARCOTICS	WC	D	08/30/2001	30	0	30
5	NATAL	SOLOMON	NARCOTICS	WC	D	10/03/2001	30	0	30
<b>CAPE MAY</b>									
1	GAROFALO	BLAKER	NARCOTICS	WC	D	08/22/2001	20	0	20
<b>CUMBERLAND</b>									
1	GAROFALO	MARCHAND	NARCOTICS	WC	D	07/12/2001	30	0	30
2	GAROFALO	MARCHAND	NARCOTICS	WC	D	07/12/2001	30	0	30
3	GAROFALO	MARCHAND	NARCOTICS	WS	H	07/12/2001	30	0	30
4	GAROFALO	MARCHAND	NARCOTICS	WC	D	07/12/2001	30	0	30
5	NATALE	MARCHAND	NARCOTICS	WC	D	07/23/2001	30	1	60
6	NATALE	MARCHAND	NARCOTICS	WC	D	07/30/2001	30	0	30
7	GAROFALO	MARCHAND	NARCOTICS	WC	D	08/21/2001	30	0	30
8	GAROFALO	MARCHAND	NARCOTICS	WC	D	08/27/2001	30	0	30
<b>GLOUCESTER</b>									
1	NATAL	YURICK	NARCOTICS	WS	H	11/07/2001	20	1	30
2	NATAL	YURICK	NARCOTICS	WC	D	11/07/2001	20	1	30
3	NATAL	YURICK	NARCOTICS	WC	D	11/07/2001	20	1	30
4	NATAL	YURICK	NARCOTICS	WC	D	11/30/2001	20	0	20
5	NATAL	DONOVAN	GAMBLING	WS	H	12/13/2001	20	0	20
<b>HUDSON</b>									
1	D'ITALIA	THEEMLING	GAMBLING	ED	D	12/20/2000	30	1	60
2	D'ITALIA	THEEMLING	GAMBLING	WC	D	12/20/2000	30	1	60
3	D'ITALIA	THEEMLING	GAMBLING	WC	D	01/18/2001	30	0	30

<sup>1</sup> The prosecuting official authorized the filing of the application under provisions of the state's statute. (See Table 1 for this state's statutory citation.)

<sup>2</sup> Type: WS = Standard Telephone (Wire), WC = Cellular or Mobile Telephone (Wire), WO = Other (Wire), OM = Microphone (Oral), OO = Other (Oral), ED = Digital Pager (Electronic), EE = Computer or E-Mail (Electronic), EF = Fax Machine (Electronic), EO = Other (Electronic).

<sup>3</sup> Location: H = Personal Residence, B = Business, A = Public Area, D = Portable Device, O = Other Location, R = Roving (Relaxed Specification Order), N = Not Specified.

REPORT BY PROSECUTORS OF COURT-AUTHORIZED INTERCEPTS OF WIRE, ORAL, OR ELECTRONIC COMMUNICATIONS  
PURSUANT TO 18 U.S.C. 2519

A.O. Number	Number Of Days in Operation <sup>4</sup>	Average Intercepts per Day	Number of <sup>5</sup>			Costs		Number of					
			Persons Intercepted	Intercepts	Incriminating Intercepts	Total Cost in \$	Other Than Manpower in \$	Arrests	Trials	Motions to Suppress Intercepts <sup>6</sup>			Persons Convicted
										G	D	P	
<b>BERGEN</b>													
1	10	32	15	316	55	92,457	12,201	4	-	-	-	-	-
2	4	28	10	114	15	RELATED TO NO. 1		RELATED TO NO. 1					
<b>BURLINGTON</b>													
1	1	18	18	18	-	-	-	-	-	-	-	-	-
2	1	15	5	15	1	-	-	1	-	-	-	-	-
<b>CAMDEN</b>													
1	27	43	25	1,148	89	81,760	4,000	2	-	-	-	-	-
2	28	67	45	1,872	277	84,640	4,000	14	-	-	-	-	-
3	21	43	25	910	57	RELATED TO NO. 2		RELATED TO NO. 2					
4	15	-	-	-	-	RELATED TO NO. 2		RELATED TO NO. 2					
5	7	5	10	36	2	24,160	4,000	-	-	-	-	-	-
<b>CAPE MAY</b>													
1	15	22	103	323	145	34,069	2,500	11	-	-	-	-	-
<b>CUMBERLAND</b>													
1	9	25	153	227	50	800,000	-	30	-	-	-	-	-
2	10	16	83	165	15	RELATED TO NO. 1		RELATED TO NO. 1					
3	30	11	111	342	6	RELATED TO NO. 1		RELATED TO NO. 1					
4	NP	-	-	-	-	-	-	-	-	-	-	-	-
5	60	5	151	302	44	RELATED TO NO. 1		RELATED TO NO. 1					
6	30	40	554	1,191	11	RELATED TO NO. 1		RELATED TO NO. 1					
7	30	40	554	1,191	11	RELATED TO NO. 1		RELATED TO NO. 1					
8	30	8	106	253	56	RELATED TO NO. 1		RELATED TO NO. 1					
<b>GLOUCESTER</b>													
1	30	39	85	1,176	414	46,500	2,500	55	-	-	-	-	-
2	NP	-	-	-	-	-	-	-	-	-	-	-	-
3	30	37	60	1,110	662	RELATED TO NO. 1		RELATED TO NO. 1					
4	19	4	8	77	67	RELATED TO NO. 1		RELATED TO NO. 1					
5	5	146	80	732	307	10,700	500	2	-	-	-	-	-
<b>HUDSON</b>													
1	NP	-	-	-	-	-	-	-	-	-	-	-	-
2	NP	-	-	-	-	-	-	-	-	-	-	-	-
3	NP	-	-	-	-	-	-	-	-	-	-	-	-

<sup>4</sup> NI indicates never installed. I indicates installed but never used. NP indicates no prosecutor's report.

<sup>5</sup> NR indicates not reported or could not be determined.

<sup>6</sup> Motions: G = Granted, D = Denied, P = Pending.

\*This wiretap was terminated during 2000, but was not reported at that time because it was part of an ongoing investigation.

\*\* This wiretap was terminated during 1999 or earlier, but was not reported at that time because it was part of an ongoing investigation.

TABLE B-1  
STATE NEW JERSEY

CALENDAR YEAR 2001

REPORT BY JUDGES OF COURT-AUTHORIZED INTERCEPTS OF WIRE, ORAL, OR ELECTRONIC COMMUNICATIONS  
PURSUANT TO 18 U.S.C. 2519

A.O. Number	Authorizing Official		Offense Specified	Intercept		Date of Application and (Amendment)	Authorized Length		
	Judge	Prosecutor <sup>1</sup>		Type <sup>2</sup>	Location <sup>3</sup>		Original Order (Days)	Number of Extensions	Total Length (Days)
<b>HUDSON (CONTINUED)</b>									
4	CALLAHAN	THEEMLING	GAMBLING	WC	D	02/13/2001	30	1	60
5	CALLAHAN	THEEMLING	GAMBLING	WC	D	02/13/2001	30	1	60
6	CALLAHAN	THEEMLING	GAMBLING	WC	D	02/13/2001	30	1	60
7	CALLAHAN	THEEMLING	GAMBLING	WC	D	02/13/2001	30	0	30
8	CALLAHAN	THEEMLING	GAMBLING	WC	D	02/22/2001	30	0	30
9	CALLAHAN	THEEMLING	GAMBLING	WC	D	03/09/2001	30	0	30
10	CALLAHAN	THEEMLING	GAMBLING	WC	D	03/09/2001	30	0	30
11	CALLAHAN	THEEMLING	GAMBLING	WC	D	03/09/2001	30	0	30
12	CALLAHAN	THEEMLING	GAMBLING	WC	D	03/09/2001	30	0	30
7*	CALLAHAN	THEEMLING	MURDER	WC	D	02/22/2000	30	0	30
8*	CALLAHAN	THEEMLING	NARCOTICS	WC	D	05/16/2000	30	2	90
9*	CALLAHAN	THEEMLING	NARCOTICS	WS	B	06/15/2000	30	0	30
10*	CALLAHAN	THEEMLING	NARCOTICS	WC	D	07/05/2000	30	0	30
<b>HUNTERDON</b>									
1	FEINBERG	RUBIN	NARCOTICS	WC	D	04/18/2001	20	0	20
2	FEINBERG	RUBIN	NARCOTICS	WC	D	11/26/2001	20	0	20
3	FEINBERG	RUBIN	NARCOTICS	WS	H	11/26/2001	20	0	20
<b>MERCER</b>									
1	FEINBERG	GIAQUINTO	NARCOTICS	WC	D	11/29/2000	20	1	50
<b>MIDDLESEX</b>									
1	LONGHI	BERMAN	NARCOTICS	WC	D	10/29/2001	20	0	20
2	LONGHI	BERMAN	NARCOTICS	WC	D	10/29/2001	20	0	20
3	LONGHI	BERMAN	GAMBLING	WC	D	11/30/2001	20	0	20
<b>MORRIS</b>									
1	FALCONE	DANGLER	NARCOTICS	WC	D	09/14/2001	20	1	30
<b>PASSAIC</b>									
1	CLARK	FAVA	NARCOTICS	WC	D	11/09/2000	30	1	60
2	CLARK	FAVA	NARCOTICS	WC	D	01/17/2001	30	0	30
3	CLARK	FAVA	GAMBLING	WS	B	02/02/2001	20	2	40
4	CLARK	FAVA	GAMBLING	OM	B	03/23/2001	20	1	30
5	CLARK	MOCZULA	GAMBLING	WC	D	05/16/2001	20	2	40
6	CLARK	MOCZULA	NARCOTICS	WC	D	06/11/2001	20	1	30

<sup>1</sup> The prosecuting official authorized the filing of the application under provisions of the state's statute. (See Table 1 for this state's statutory citation.)

<sup>2</sup> Type: WS = Standard Telephone (Wire), WC = Cellular or Mobile Telephone (Wire), WO = Other (Wire), OM = Microphone (Oral), OO = Other (Oral), ED = Digital Pager (Electronic), EE = Computer or E-Mail (Electronic), EF = Fax Machine (Electronic), EO = Other (Electronic).

<sup>3</sup> Location: H = Personal Residence, B = Business, A = Public Area, D = Portable Device, O = Other Location, R = Roving (Relaxed Specification Order), N = Not Specified.

REPORT BY PROSECUTORS OF COURT-AUTHORIZED INTERCEPTS OF WIRE, ORAL, OR ELECTRONIC COMMUNICATIONS  
PURSUANT TO 18 U.S.C. 2519

A.O. Number	Number Of Days in Operation <sup>4</sup>	Average Intercepts per Day	Number of <sup>5</sup>			Costs		Number of					
			Persons Intercepted	Intercepts	Incriminating Intercepts	Total Cost in \$	Other Than Manpower in \$	Arrests	Trials	Motions to Suppress Intercepts <sup>6</sup>			Persons Convicted
										G	D	P	
<b>HUDSON (CONTINUED)</b>													
4	NP	-	-	-	-	-	-	-	-	-	-	-	
5	NP	-	-	-	-	-	-	-	-	-	-	-	
6	NP	-	-	-	-	-	-	-	-	-	-	-	
7	NP	-	-	-	-	-	-	-	-	-	-	-	
8	NP	-	-	-	-	-	-	-	-	-	-	-	
9	NP	-	-	-	-	-	-	-	-	-	-	-	
10	NP	-	-	-	-	-	-	-	-	-	-	-	
11	NP	-	-	-	-	-	-	-	-	-	-	-	
12	NP	-	-	-	-	-	-	-	-	-	-	-	
7*	3	1	2	2	-	320	20	-	-	-	-	-	
8*	72	18	136	1,279	149	55,250	650	4	-	-	-	-	
9*	8	144	181	1,149	13	RELATED TO NO. 8*		RELATED TO NO. 8*					
10*	6	-	-	-	-	RELATED TO NO. 8*		RELATED TO NO. 8*					
<b>HUNTERDON</b>													
1	20	12	43	243	81	52,450	850	-	-	-	-	-	
2	13	4	19	58	45	24,800	2,650	-	-	-	-	-	
3	13	16	36	214	125	RELATED TO NO. 2		-	-	-	-	-	
<b>MERCER</b>													
1	NP	-	-	-	-	-	-	-	-	-	-	-	
<b>MIDDLESEX</b>													
1	17	36	29	608	202	14,640	120	14	-	-	-	-	
2	NP	-	-	-	-	-	-	-	-	-	-	-	
3	8	4	5	31	2	1,730	30	-	-	-	-	-	
<b>MORRIS</b>													
1	28	43	68	1,199	345	133,627	3,075	31	-	-	-	-	
<b>PASSAIC</b>													
1	59	25	32	1,461	336	43,800	1,800	-	-	-	-	-	
2	30	69	22	2,060	457	150,500	22,500	3	-	-	-	2	
3	40	29	9	1,171	116	28,000	18,000	-	-	-	-	-	
4	30	83	13	2,500	151	25,500	18,000	-	-	-	-	-	
5	40	29	16	1,175	133	RELATED TO NO. 3		-	-	-	-	-	
6	30	32	25	960	456	770,500	90,500	19	-	-	-	-	

<sup>4</sup> NI indicates never installed. I indicates installed but never used. NP indicates no prosecutor's report.

<sup>5</sup> NR indicates not reported or could not be determined.

<sup>6</sup> Motions: G = Granted, D = Denied, P = Pending.

\*This wiretap was terminated during 2000, but was not reported at that time because it was part of an ongoing investigation.

\*\* This wiretap was terminated during 1999 or earlier, but was not reported at that time because it was part of an ongoing investigation.

TABLE B-1  
STATE NEW JERSEY

CALENDAR YEAR 2001

REPORT BY JUDGES OF COURT-AUTHORIZED INTERCEPTS OF WIRE, ORAL, OR ELECTRONIC COMMUNICATIONS  
PURSUANT TO 18 U.S.C. 2519

A.O. Number	Authorizing Official		Offense Specified	Intercept		Date of Application and (Amendment)	Authorized Length		
	Judge	Prosecutor <sup>1</sup>		Type <sup>2</sup>	Location <sup>3</sup>		Original Order (Days)	Number of Extensions	Total Length (Days)
<b>PASSAIC (CONTINUED)</b>									
7	CLARK	MOCZULA	NARCOTICS	WC	D	07/03/2001	30	0	30
8	CLARK	MOCZULA	NARCOTICS	WC	D	07/13/2001	20	0	20
9	CLARK	MOCZULA	NARCOTICS	WC	D	08/02/2001	30	1	60
10	CLARK	MOCZULA	NARCOTICS	WS	H	08/02/2001	30	0	30
11	CLARK	MOCZULA	FRAUD	WS,WC	B,D	08/09/2001	30	0	30
<b>SOMERSET</b>									
1	FEINBERG	FORREST	NARCOTICS	ED	D	02/16/2001	20	2	40
2	FEINBERG	FORREST	NARCOTICS	WC	D	03/12/2001	20	0	20
3	D'ITALIA	FORREST	RACKETEERING	WS	H	06/25/2001	30	0	30
4	D'ITALIA	FORREST	RACKETEERING	WS	H	06/25/2001	30	0	30
5	D'ITALIA	FORREST	RACKETEERING	WS	H	07/06/2001	30	0	30
<b>STATE ATTORNEY GENERAL</b>									
1	LONGHI	FARMER	NARCOTICS	WC	D	10/31/2000	20	2	80
2	LONGHI	FARMER	NARCOTICS	WC	D	11/15/2000	20	2	80
3	LONGHI	ZOUBEK	NARCOTICS	WC	D	01/09/2001	30	0	30
4	GAROFALO	FARMER	GAMBLING	WS	H	02/06/2001	20	1	30
5	GAROFALO	FARMER	GAMBLING	WC	D	02/06/2001	20	1	30
6	FALCONE	FARMER	GAMBLING	WC	D	03/12/2001	20	0	20
7	FALCONE	FARMER	GAMBLING	WS	H	03/12/2001	20	0	20
8	GAROFALO	FARMER	GAMBLING	EF	B	03/13/2001	20	0	20
9	FALCONE	FARMER	NARCOTICS	ED	D	04/09/2001	20	2	80
10	FALCONE	FARMER	NARCOTICS	ED	D	05/17/2001	20	1	50
11	FALCONE	FARMER	NARCOTICS	WC	D	05/17/2001	20	1	50
12	NATAL	FARMER	RACKETEERING	WS	H	06/27/2001	30	0	30
13	NATAL	FARMER	RACKETEERING	WS	H	06/27/2001	30	0	30
14	NATAL	FARMER	RACKETEERING	WS	H	06/27/2001	30	0	30
15	NATAL	FARMER	RACKETEERING	WC	D	06/27/2001	30	0	30
16	FALCONE	FARMER	NARCOTICS	WC	D	07/06/2001	30	0	30
17	FALCONE	FARMER	RACKETEERING	WC	D	07/06/2001	30	0	30
18	FALCONE	FARMER	NARCOTICS	WC	D	07/13/2001	30	0	30
19	NATAL	FARMER	RACKETEERING	WC	D	07/17/2001	30	1	60

<sup>1</sup> The prosecuting official authorized the filing of the application under provisions of the state's statute. (See Table 1 for this state's statutory citation.)

<sup>2</sup> Type: WS = Standard Telephone (Wire), WC = Cellular or Mobile Telephone (Wire), WO = Other (Wire), OM = Microphone (Oral), OO = Other (Oral), ED = Digital Pager (Electronic), EE = Computer or E-Mail (Electronic), EF = Fax Machine (Electronic), EO = Other (Electronic).

<sup>3</sup> Location: H = Personal Residence, B = Business, A = Public Area, D = Portable Device, O = Other Location, R = Roving (Relaxed Specification Order), N = Not Specified.

REPORT BY PROSECUTORS OF COURT-AUTHORIZED INTERCEPTS OF WIRE, ORAL, OR ELECTRONIC COMMUNICATIONS  
PURSUANT TO 18 U.S.C. 2519

A.O. Number	Number Of Days in Operation <sup>4</sup>	Average Intercepts per Day	Number of <sup>5</sup>			Costs		Number of					
			Persons Intercepted	Intercepts	Incriminating Intercepts	Total Cost in \$	Other Than Manpower in \$	Arrests	Trials	Motions to Suppress Intercepts <sup>6</sup>			Persons Convicted
										G	D	P	
<b>PASSAIC (CONTINUED)</b>													
7	30	42	22	1,247	658	RELATED TO NO. 6		RELATED TO NO. 6					
8	20	22	18	430	185	RELATED TO NO. 6		RELATED TO NO. 6					
9	30	71	42	2,124	1,256	RELATED TO NO. 6		RELATED TO NO. 6					
10	30	53	8	1,592	26	RELATED TO NO. 6		RELATED TO NO. 6					
11	21	104	35	2,193	95	75,500	23,000	-	-	-	-	-	-
<b>SOMERSET</b>													
1	38	7	43	271	-	8,000	-	2	-	-	-	-	-
2	13	20	27	257	21	22,170	500	2	-	-	-	-	-
3	7	78	20	543	10	19,500	13,500	1	-	-	-	-	-
4	10	71	20	712	10	RELATED TO NO. 3		RELATED TO NO. 3					
5	25	96	48	2,399	20	RELATED TO NO. 3		RELATED TO NO. 3					
<b>STATE ATTORNEY GENERAL</b>													
1	58	45	150	2,611	957	79,520	448	54	-	-	-	-	-
2	58	65	120	3,797	774	78,456	448	RELATED TO NO. 1					
3	I	-	-	-	-	-	-	-	-	-	-	-	-
4	30	19	30	582	200	14,000	-	-	-	-	-	-	-
5	30	41	33	1,244	60	RELATED TO NO. 4		-	-	-	-	-	-
6	20	36	40	723	20	26,040	1,120	-	-	-	-	-	-
7	20	39	35	773	15	74,028	1,120	-	-	-	-	-	-
8	19	2	NR	39	6	5,712	-	-	-	-	-	-	-
9	80	2	NR	181	NR	33,600	-	-	-	-	-	-	-
10	50	5	NR	258	NR	RELATED TO NO. 9		-	-	-	-	-	-
11	50	31	80	1,533	530	42,000	-	15	-	-	-	-	-
12	NP	-	-	-	-	-	-	-	-	-	-	-	-
13	NP	-	-	-	-	-	-	-	-	-	-	-	-
14	NP	-	-	-	-	-	-	-	-	-	-	-	-
15	NP	-	-	-	-	-	-	-	-	-	-	-	-
16	NI	-	-	-	-	-	-	-	-	-	-	-	-
17	25	28	40	691	211	22,400	-	4	-	-	-	-	-
18	28	18	20	501	97	23,800	-	1	-	-	-	-	-
19	NP	-	-	-	-	-	-	-	-	-	-	-	-

<sup>4</sup> NI indicates never installed. I indicates installed but never used. NP indicates no prosecutor's report.

<sup>5</sup> NR indicates not reported or could not be determined.

<sup>6</sup> Motions: G = Granted, D = Denied, P = Pending.

\*This wiretap was terminated during 2000, but was not reported at that time because it was part of an ongoing investigation.

\*\* This wiretap was terminated during 1999 or earlier, but was not reported at that time because it was part of an ongoing investigation.

REPORT BY JUDGES OF COURT-AUTHORIZED INTERCEPTS OF WIRE, ORAL, OR ELECTRONIC COMMUNICATIONS  
PURSUANT TO 18 U.S.C. 2519

A.O. Number	Authorizing Official		Offense Specified	Intercept		Date of Application and (Amendment)	Authorized Length		
	Judge	Prosecutor <sup>1</sup>		Type <sup>2</sup>	Location <sup>3</sup>		Original Order (Days)	Number of Extensions	Total Length (Days)
STATE ATTORNEY GENERAL (CONTINUED)									
20	NATAL	FARMER	RACKETEERING	WC	D	07/17/2001	30	1	60
21	CALLAHAN	FARMER	\$LAUNDERING	ED	D	08/10/2001	20	0	20
22	D'ITALIA	FARMER	NARCOTICS	WC	D	08/16/2001	20	0	20
23	D'ITALIA	FARMER	NARCOTICS	WC	D	08/16/2001	20	0	20
24	D'ITALIA	FARMER	NARCOTICS	WC	D	08/16/2001	20	0	20
25	D'ITALIA	FARMER	NARCOTICS	ED	D	08/16/2001	20	1	50
26	D'ITALIA	FARMER	NARCOTICS	ED	D	10/03/2001	30	0	30
1*	CLARK	FARMER	RACKETEERING	ED	D	12/09/1999	30	0	30
2*	GAROFALO	FARMER	GAMBLING	WS	H	01/21/2000	20	0	20
3*	GAROFALO	FARMER	RACKETEERING	ED	D	03/14/2000	30	2	90
4*	GAROFALO	FARMER	RACKETEERING	WS	H	03/14/2000	30	2	90
5*	GAROFALO	FARMER	RACKETEERING	WC	D	03/15/2000	30	2	90
6*	FALCONE	FARMER	RACKETEERING	WC	D	03/27/2000	30	1	60
7*	FALCONE	FARMER	RACKETEERING	WC	D	03/27/2000	30	1	60
8*	FALCONE	FARMER	RACKETEERING	WC	D	03/27/2000	30	1	60
9*	GAROFALO	FARMER	RACKETEERING	WC	D	03/29/2000	16	2	76
10*	GAROFALO	FARMER	RACKETEERING	WC	D	04/14/2000	30	1	60
11*	GAROFALO	FARMER	NARCOTICS	WS	O	04/14/2000	30	1	60
12*	GAROFALO	FARMER	GAMBLING	WS	H	10/19/2000	20	0	20
13*	GAROFALO	FARMER	GAMBLING	WS	H	10/19/2000	20	0	20
14*	GAROFALO	FARMER	GAMBLING	WC	D	10/19/2000	20	0	20
15*	GAROFALO	FARMER	GAMBLING	WS	H	11/20/2000	10	0	10
16*	GAROFALO	FARMER	GAMBLING	WC	D	11/20/2000	10	0	10
38**	WILLIAMS	VERNIERO	RACKETEERING	EO	B	02/27/1998	30	1	60
39**	WILLIAMS	VERNIERO	RACKETEERING	WS	B	04/08/1998	30	0	30
40**	WILLIAMS	VERNIERO	RACKETEERING	EO	O	06/24/1998	30	0	30
41**	NATAL	VERNIERO	NARCOTICS	WC	D	07/23/1998	30	0	30
13**	FALCONE	VERNIERO	RACKETEERING	ED	D	09/29/1998	30	2	90
14**	FALCONE	VERNIERO	BRIBERY	ED	D	03/22/1999	20	0	20
15**	NATAL	FARMER	NARCOTICS	ED	D	04/19/1999	30	2	90
16**	NATAL	VERNIERO	MURDER	ED	D	04/19/1999	30	2	90
17**	VOLKERT	VERNIERO	RACKETEERING	ED	D	05/11/1999	30	0	30

<sup>1</sup> The prosecuting official authorized the filing of the application under provisions of the state's statute. (See Table 1 for this state's statutory citation.)

<sup>2</sup> Type: WS = Standard Telephone (Wire), WC = Cellular or Mobile Telephone (Wire), WO = Other (Wire), OM = Microphone (Oral), OO = Other (Oral), ED = Digital Pager (Electronic), EE = Computer or E-Mail (Electronic), EF = Fax Machine (Electronic), EO = Other (Electronic).

<sup>3</sup> Location: H = Personal Residence, B = Business, A = Public Area, D = Portable Device, O = Other Location, R = Roving (Relaxed Specification Order), N = Not Specified.

TABLE B-1  
STATE NEW JERSEY

CALENDAR YEAR 2001

REPORT BY PROSECUTORS OF COURT-AUTHORIZED INTERCEPTS OF WIRE, ORAL, OR ELECTRONIC COMMUNICATIONS  
PURSUANT TO 18 U.S.C. 2519

A.O. Number	Number Of Days in Operation <sup>4</sup>	Average Intercepts per Day	Number of <sup>5</sup>			Costs		Number of						
			Persons Intercepted	Intercepts	Incriminating Intercepts	Total Cost in \$	Other Than Manpower in \$	Arrests	Trials	Motions to Suppress Intercepts <sup>6</sup>			Persons Convicted	
										G	D	P		
20	NP	-	-	-	-	-	-	-	-	-	-	-	-	-
21	NP	-	-	-	-	-	-	-	-	-	-	-	-	-
22	NP	-	-	-	-	-	-	-	-	-	-	-	-	-
23	NP	-	-	-	-	-	-	-	-	-	-	-	-	-
24	NP	-	-	-	-	-	-	-	-	-	-	-	-	-
25	NP	-	-	-	-	-	-	-	-	-	-	-	-	-
26	NP	-	-	-	-	-	-	-	-	-	-	-	-	-
1*	10	26	66	256	104	18,144	224	-	-	-	-	-	-	-
2*	10	26	66	256	2	34,650	3,465	2	-	-	-	-	-	2
3*	89	-	-	-	-	3,115	311	7	-	-	-	-	-	-
4*	89	26	228	2,332	121	130,620	13,062	6	-	-	-	-	-	-
5*	89	28	225	2,454	309	146,440	14,644	6	-	-	-	-	-	-
6*	60	23	223	1,398	498	29,344	140	1	-	-	-	-	-	-
7*	60	51	150	3,058	80	23,940	140	-	-	-	-	-	-	-
8*	60	46	127	2,784	270	RELATED TO NO. 6*		-	-	-	-	-	-	-
9*	76	15	107	1,152	232	119,525	11,952	7	-	-	-	-	-	-
10*	60	8	91	504	17	50,400	5,040	4	-	-	-	-	-	-
11*	60	8	91	504	17	28,560	-	4	-	-	-	-	-	-
12*	3	52	20	156	2	22,400	-	-	-	-	-	-	-	-
13*	20	26	75	517	69	RELATED TO NO. 12*		-	-	-	-	-	-	-
14*	20	19	45	383	72	RELATED TO NO. 12*		-	-	-	-	-	-	-
15*	10	28	55	285	37	RELATED TO NO. 12*		-	-	-	-	-	-	-
16*	10	28	40	276	62	RELATED TO NO. 12*		-	-	-	-	-	-	-
38**	60	NR	NR	NR	NR	28,000	-	-	-	-	-	-	-	-
39**	30	50	79	1,486	86	26,208	2,688	-	-	-	-	-	-	-
40**	27	1	14	17	-	9,520	-	-	-	-	-	-	-	-
41**	15	6	67	90	2	15,820	1,582	-	-	-	-	-	-	-
13**	51	-	-	-	-	-	-	-	-	-	-	-	-	-
14**	20	7	57	140	-	6,300	168	-	-	-	-	-	-	-
15**	76	8	95	590	-	5,750	2,915	8	-	-	-	-	-	-
16**	76	2	41	190	-	RELATED TO NO. 15**		-	-	-	-	-	-	-
17**	27	25	71	678	13	28,910	2,891	2	-	-	-	-	-	2

<sup>4</sup> NI indicates never installed. I indicates installed but never used. NP indicates no prosecutor's report.

<sup>5</sup> NR indicates not reported or could not be determined.

<sup>6</sup> Motions: G = Granted, D = Denied, P = Pending.

\*This wiretap was terminated during 2000, but was not reported at that time because it was part of an ongoing investigation.

\*\* This wiretap was terminated during 1999 or earlier, but was not reported at that time because it was part of an ongoing investigation.



TABLE B-1  
STATE NEW JERSEY

CALENDAR YEAR 2001

REPORT BY JUDGES OF COURT-AUTHORIZED INTERCEPTS OF WIRE, ORAL, OR ELECTRONIC COMMUNICATIONS  
PURSUANT TO 18 U.S.C. 2519

A.O. Number	Authorizing Official		Offense Specified	Intercept		Date of Application and (Amendment)	Authorized Length		
	Judge	Prosecutor <sup>1</sup>		Type <sup>2</sup>	Location <sup>3</sup>		Original Order (Days)	Number of Extensions	Total Length (Days)
<b>STATE ATTORNEY GENERAL (CONTINUED)</b>									
18**	VOLKERT	VERNIERO	RACKETEERING	ED	D	05/11/1999	30	0	30
19**	VOLKERT	VERNIERO	RACKETEERING	WC	D	05/11/1999	30	0	30
20**	VOLKERT	FARMER	RACKETEERING	ED	D	06/14/1999	30	0	30
21**	VOLKERT	FARMER	RACKETEERING	WC	D	06/14/1999	30	0	30
22**	NATAL	FARMER	MURDER	WC	D	06/18/1999	30	1	60
23**	NATAL	FARMER	MURDER	WS	H	06/18/1999	30	1	60
24**	NATAL	FARMER	NARCOTICS	WC	D	06/18/1999	30	0	30
25**	NATAL	FARMER	NARCOTICS	WC	D	07/28/1999	30	0	30
26**	NATAL	FARMER	NARCOTICS	WC	D	07/28/1999	30	0	30
27**	NATAL	FARMER	RACKETEERING	WC	D	09/07/1999	30	0	30
28**	NATAL	FARMER	RACKETEERING	WC	D	09/07/1999	30	2	90
29**	NATAL	FARMER	RACKETEERING	WS	H	10/25/1999	30	0	30
30**	NATAL	FARMER	RACKETEERING	WC	D	10/25/1999	30	0	30
31**	NATAL	FARMER	RACKETEERING	WC	D	11/08/1999	30	0	30
32**	CLARK	FARMER	NARCOTICS	ED	D	11/24/1999	30	0	30
<b>UNION</b>									
1	FALCONE	KEEFE	NARCOTICS	WC	D	02/27/2001	20	0	20
2	FALCONE	MANAHAN	NARCOTICS	WC	D	03/14/2001	30	0	30
3	FALCONE	MANAHAN	NARCOTICS	ED	D	03/14/2001	30	1	60
4	FALCONE	MANAHAN	NARCOTICS	WC	D	03/15/2001	30	0	30
5	FALCONE	MANAHAN	NARCOTICS	WC	D	03/23/2001	30	1	60
6	FALCONE	MANAHAN	NARCOTICS	WC	D	04/25/2001	30	0	30
7	FALCONE	MANAHAN	NARCOTICS	WC	D	04/25/2001	30	0	30
8	FALCONE	MANAHAN	MURDER	WC,WO	D	07/18/2001	2	0	2
9	FALCONE	MANAHAN	MURDER	WC,WO	D	07/18/2001	2	0	2
10	FALCONE	MANAHAN	MURDER	WC	D	10/15/2001	30	0	30
11	FALCONE	MANAHAN	MURDER	WS	H	10/26/2001	20	0	20
12	FALCONE	MANAHAN	MURDER	WC	D	10/26/2001	20	0	20
13	FALCONE	MANAHAN	MURDER	WC	D	10/26/2001	30	0	30
14	FALCONE	MANAHAN	MURDER	WC	D	11/05/2001	20	0	20

<sup>1</sup> The prosecuting official authorized the filing of the application under provisions of the state's statute. (See Table 1 for this state's statutory citation.)

<sup>2</sup> Type: WS = Standard Telephone (Wire), WC = Cellular or Mobile Telephone (Wire), WO = Other (Wire), OM = Microphone (Oral), OO = Other (Oral), ED = Digital Pager (Electronic), EE = Computer or E-Mail (Electronic), EF = Fax Machine (Electronic), EO = Other (Electronic).

<sup>3</sup> Location: H = Personal Residence, B = Business, A = Public Area, D = Portable Device, O = Other Location, R = Roving (Relaxed Specification Order), N = Not Specified.

TABLE B-1  
STATE NEW JERSEY

CALENDAR YEAR 2001

REPORT BY PROSECUTORS OF COURT-AUTHORIZED INTERCEPTS OF WIRE, ORAL, OR ELECTRONIC COMMUNICATIONS  
PURSUANT TO 18 U.S.C. 2519

A.O. Number	Number Of Days in Operation <sup>4</sup>	Average Intercepts per Day	Number of <sup>5</sup>			Costs		Number of					
			Persons Intercepted	Intercepts	Incriminating Intercepts	Total Cost in \$	Other Than Manpower in \$	Arrests	Trials	Motions to Suppress Intercepts <sup>6</sup>			Persons Convicted
										G	D	P	
STATE ATTORNEY GENERAL (CONTINUED)													
18**	25	13	15	317	-	23,100	2,310	2	-	-	-	-	2
19**	28	35	97	969	286	31,360	3,136	2	-	-	-	-	2
20**	25	13	15	317	12	22,750	2,275	2	-	-	-	-	2
21**	25	25	20	620	242	RELATED TO NO. 20**		RELATED TO NO. 20**					
22**	55	47	496	2,596	338	65,880	8,928	10	-	-	-	-	-
23**	57	103	1,288	5,844	310	61,680	8,508	RELATED TO NO. 22**					
24**	1	-	-	-	-	2,600	2,600	-	-	-	-	-	-
25**	25	64	226	1,604	111	32,100	5,540	4	-	-	-	-	-
26**	25	34	67	838	83	31,055	5,445	2	-	-	-	-	-
27**	30	27	45	805	212	38,360	3,836	7	-	-	-	-	-
28**	90	27	20	2,403	1,403	113,400	11,340	RELATED TO NO. 27**					
29**	30	22	426	652	153	31,640	3,164	-	-	-	-	-	-
30**	30	22	356	649	157	RELATED TO NO. 29**		-	-	-	-	-	-
31**	30	21	7	633	38	19,320	1,932	7	-	-	-	-	-
32**	30	-	-	-	-	1,214	374	-	-	-	-	-	-
UNION													
1	20	8	1	169	-	251,600	2,000	-	-	-	-	-	-
2	30	3	7	78	-	329,300	7,700	7	-	-	-	-	6
3	56	8	NR	452	-	RELATED TO NO. 2		RELATED TO NO. 2					
4	30	5	7	144	-	RELATED TO NO. 2		RELATED TO NO. 2					
5	35	12	7	416	353	RELATED TO NO. 2		RELATED TO NO. 2					
6	20	9	7	184	156	RELATED TO NO. 2		RELATED TO NO. 2					
7	30	20	7	593	474	RELATED TO NO. 2		RELATED TO NO. 2					
8	1	-	-	-	-	1,180	1,000	-	-	-	-	-	-
9	1	-	-	-	-	RELATED TO NO. 8		-	-	-	-	-	-
10	30	117	41	3,509	2,982	314,050	5,050	41	-	-	-	-	-
11	20	60	5	1,190	-	RELATED TO NO. 10		RELATED TO NO. 10					
12	20	110	41	2,205	41	RELATED TO NO. 10		RELATED TO NO. 10					
13	20	72	41	1,450	1,232	RELATED TO NO. 10		RELATED TO NO. 10					
14	20	19	41	374	317	RELATED TO NO. 10		RELATED TO NO. 10					

<sup>4</sup> NI indicates never installed. I indicates installed but never used. NP indicates no prosecutor's report.

<sup>5</sup> NR indicates not reported or could not be determined.

<sup>6</sup> Motions: G = Granted, D = Denied, P = Pending.

\*This wiretap was terminated during 2000, but was not reported at that time because it was part of an ongoing investigation.

\*\* This wiretap was terminated during 1999 or earlier, but was not reported at that time because it was part of an ongoing investigation.

TABLE B-1  
STATE NEW YORK

CALENDAR YEAR 2001

REPORT BY JUDGES OF COURT-AUTHORIZED INTERCEPTS OF WIRE, ORAL, OR ELECTRONIC COMMUNICATIONS  
PURSUANT TO 18 U.S.C. 2519

A.O. Number	Authorizing Official		Offense Specified	Intercept		Date of Application and (Amendment)	Authorized Length		
	Judge	Prosecutor <sup>1</sup>		Type <sup>2</sup>	Location <sup>3</sup>		Original Order (Days)	Number of Extensions	Total Length (Days)
<b>BRONX</b>									
14*	BENITEZ	JOHNSON	LARCENY	WS	H	02/22/2000	30	6	210
15*	BERNSTEIN	JOHNSON	NARCOTICS	WC	D	03/08/2000	30	0	30
16*	BENITEZ	JOHNSON	THEFT	OM	B	03/28/2000	30	1	60
17*	BERNSTEIN	JOHNSON	NARCOTICS	WC	D	04/19/2000	30	0	30
18*	BERNSTEIN	JOHNSON	NARCOTICS	WS	B	04/19/2000	30	3	120
19*	BERNSTEIN	JOHNSON	NARCOTICS	WC	D	04/27/2000	23	1	53
20*	MARCUS	JOHNSON	NARCOTICS	WS	H	05/18/2000	30	1	60
21*	BENITEZ	JOHNSON	LARCENY	WS	B	05/22/2000	30	3	120
22*	BERNSTEIN	JOHNSON	NARCOTICS	WC	D	06/09/2000	11	2	71
23*	BENITEZ	JOHNSON	LARCENY	WS,WC	B,D	06/12/2000	30	2	90
24*	MOORE	JOHNSON	GAMBLING	WS,WC	B,D	06/29/2000	30	5	180
<b>DUTCHESS</b>									
1	HAYES	GRADY	NARCOTICS	WS,WC	H,D	05/21/2001	30	4	150
<b>KINGS</b>									
1	FIRETOG	HYNES	USURY	WC	D	10/13/2000	30	7	240
2	FIRETOG	HYNES	LARCENY	WS	B	11/27/2000	30	1	60
3	FIRETOG	HYNES	LARCENY	WS	B	11/27/2000	30	5	180
4	FIRETOG	HYNES	LARCENY	WS	B	11/27/2000	30	5	180
5	FIRETOG	HYNES	LARCENY	WS	B	11/27/2000	30	5	180
6	JUVILER	HYNES	GAMBLING	WS	B	12/07/2000	30	1	34
7	JUVILER	HYNES	GAMBLING	WS	B	12/07/2000	30	1	34
8	JUVILER	HYNES	GAMBLING	WS	B	12/07/2000	30	1	34
9	JUVILER	HYNES	GAMBLING	WS	B	12/07/2000	30	1	34
10	JUVILER	HYNES	GAMBLING	WS	H	12/07/2000	30	1	34
11	JUVILER	HYNES	GAMBLING	WS	H	12/07/2000	30	1	34
12	JUVILER	HYNES	GAMBLING	WC	D	12/15/2000	24	0	24
13	JUVILER	HYNES	GAMBLING	WC	D	12/15/2000	24	0	24
14	JUVILER	HYNES	GAMBLING	WC	D	12/15/2000	24	0	24
15	JUVILER	HYNES	GAMBLING	WC	D	12/15/2000	24	0	24
16	FIRETOG	HYNES	USURY	WS	H	02/08/2001	30	1	60
17	FIRETOG	HYNES	USURY	WS	H	02/08/2001	30	1	60
18	FIRETOG	HYNES	LARCENY	WC	D	02/16/2001	30	0	30

<sup>1</sup> The prosecuting official authorized the filing of the application under provisions of the state's statute. (See Table 1 for this state's statutory citation.)

<sup>2</sup> Type: WS = Standard Telephone (Wire), WC = Cellular or Mobile Telephone (Wire), WO = Other (Wire), OM = Microphone (Oral), OO = Other (Oral), ED = Digital Pager (Electronic), EE = Computer or E-Mail (Electronic), EF = Fax Machine (Electronic), EO = Other (Electronic).

<sup>3</sup> Location: H = Personal Residence, B = Business, A = Public Area, D = Portable Device, O = Other Location, R = Roving (Relaxed Specification Order), N = Not Specified.

REPORT BY PROSECUTORS OF COURT-AUTHORIZED INTERCEPTS OF WIRE, ORAL, OR ELECTRONIC COMMUNICATIONS  
PURSUANT TO 18 U.S.C. 2519

A.O. Number	Number Of Days in Operation <sup>4</sup>	Average Intercepts per Day	Number of <sup>5</sup>			Costs		Number of					
			Persons Intercepted	Intercepts	Incriminating Intercepts	Total Cost in \$	Other Than Manpower in \$	Arrests	Trials	Motions to Suppress Intercepts <sup>6</sup>			Persons Convicted
										G	D	P	
<b>BRONX</b>													
14*	180	82	300	14,763	150	498,000	170,000	-	-	-	-	-	-
15*	25	47	37	1,176	764	27,269	2,000	-	-	-	-	-	-
16*	41	NR	15	NR	2	-	-	-	-	-	-	-	-
17*	NP	-	-	-	-	-	-	-	-	-	-	-	-
18*	112	57	9	6,411	73	103,576	2,500	-	-	-	-	-	-
19*	26	43	37	1,111	630	52,038	1,500	-	-	-	-	-	-
20*	16	14	64	216	6	6,600	1,000	-	-	-	-	-	-
21*	90	97	200	8,729	75	RELATED TO NO. 14*		-	-	-	-	-	-
22*	62	52	40	3,250	220	80,807	5,000	-	-	-	-	-	-
23*	78	78	200	6,080	3	RELATED TO NO. 14*		-	-	-	-	-	-
24*	171	123	135	21,070	848	894,820	24,000	-	-	-	-	-	-
<b>DUTCHESS</b>													
1	120	60	12	7,178	580	283,700	8,700	9	-	-	-	-	-
<b>KINGS</b>													
1	235	11	50	2,550	1,000	443,000	20,000	14	-	-	-	-	14
2	38	4	28	147	5	11,400	-	RELATED TO NO. 3					
3	117	38	145	4,504	2,702	105,300	-	25	-	-	-	-	-
4	117	103	145	12,035	7,221	RELATED TO NO. 3		RELATED TO NO. 3					
5	117	29	100	3,420	2,052	70,200	-	RELATED TO NO. 3					
6	31	31	30	970	730	10,300	-	RELATED TO NO. 8					
7	31	11	30	327	245	RELATED TO NO. 6		RELATED TO NO. 8					
8	31	60	-	1,875	-	6,400	-	10	-	-	-	-	9
9	31	45	-	1,405	-	RELATED TO NO. 8		RELATED TO NO. 8					
10	31	-	-	-	-	RELATED TO NO. 8		RELATED TO NO. 8					
11	19	47	30	894	670	RELATED TO NO. 8		RELATED TO NO. 8					
12	19	44	30	844	635	3,900	-	RELATED TO NO. 8					
13	19	41	30	770	580	RELATED TO NO. 12		RELATED TO NO. 8					
14	19	28	30	535	400	RELATED TO NO. 12		RELATED TO NO. 8					
15	24	102	NR	2,445	-	RELATED TO NO. 12		RELATED TO NO. 8					
16	59	49	35	2,863	150	RELATED TO NO. 1		RELATED TO NO. 1					
17	59	31	15	1,836	400	RELATED TO NO. 1		RELATED TO NO. 1					
18	3	3	4	9	-	1,800	-	-	-	-	-	-	-

<sup>4</sup> NI indicates never installed. I indicates installed but never used. NP indicates no prosecutor's report.

<sup>5</sup> NR indicates not reported or could not be determined.

<sup>6</sup> Motions: G = Granted, D = Denied, P = Pending.

\*This wiretap was terminated during 2000, but was not reported at that time because it was part of an ongoing investigation.

\*\* This wiretap was terminated during 1999 or earlier, but was not reported at that time because it was part of an ongoing investigation.

TABLE B-1  
STATE NEW YORK

CALENDAR YEAR 2001

REPORT BY JUDGES OF COURT-AUTHORIZED INTERCEPTS OF WIRE, ORAL, OR ELECTRONIC COMMUNICATIONS  
PURSUANT TO 18 U.S.C. 2519

A.O. Number	Authorizing Official		Offense Specified	Intercept		Date of Application and (Amendment)	Authorized Length		
	Judge	Prosecutor <sup>1</sup>		Type <sup>2</sup>	Location <sup>3</sup>		Original Order (Days)	Number of Extensions	Total Length (Days)
<b>KINGS (CONTINUED)</b>									
19	FIRETOG	HYNES	LARCENY	WS	H	02/26/2001	30	2	90
20	FIRETOG	HYNES	GAMBLING	WC	D	03/01/2001	30	2	90
21	FIRETOG	HYNES	LARCENY	WC	D	03/09/2001	30	0	30
22	FIRETOG	HYNES	USURY	WS	H	03/16/2001	30	2	90
23	FIRETOG	HYNES	LARCENY	WC	D	03/16/2001	30	4	150
24	FIRETOG	HYNES	LARCENY	OM	B	03/28/2001	30	1	60
25	FIRETOG	HYNES	GAMBLING	WS	H	04/03/2001	30	2	90
26	FIRETOG	HYNES	GAMBLING	WS	H	04/03/2001	30	0	30
27	FIRETOG	HYNES	GAMBLING	WS	H	04/03/2001	30	0	30
28	FIRETOG	HYNES	GAMBLING	WS	H	04/03/2001	30	0	30
29	FIRETOG	HYNES	GAMBLING	WC	D	04/03/2001	30	2	90
30	FIRETOG	HYNES	LARCENY	WC	D	04/07/2001	30	0	30
31	FIRETOG	FEINSTEIN	GAMBLING	WC	D	04/10/2001	30	0	30
32	FIRETOG	HYNES	GAMBLING	WC	D	04/10/2001	30	1	60
33	FIRETOG	HYNES	USURY	WS	H	04/10/2001	30	1	60
34	FIRETOG	HYNES	NARCOTICS	WS	H	04/10/2001	30	1	60
35	CRANE	HYNES	NARCOTICS	WC	D	05/04/2001	30	1	60
36	FIRETOG	HYNES	USURY	WS	H	05/09/2001	30	0	30
37	MARRUS	HYNES	NARCOTICS	WS	H	05/11/2001	30	3	120
38	FIRETOG	HYNES	USURY	WS	H	07/13/2001	30	0	30
39	FIRETOG	HYNES	USURY	WC	D	07/13/2001	30	0	30
40	FIRETOG	HYNES	USURY	WS	H	07/13/2001	30	0	30
41	FIRETOG	HYNES	USURY	WC	D	07/13/2001	30	0	30
42	ADAMS	HYNES	NARCOTICS	WC	D	07/27/2001	30	0	30
43	FIRETOG	HYNES	LARCENY	WC	D	08/06/2001	30	0	30
44	FIRETOG	HYNES	LARCENY	WC	D	08/06/2001	30	0	30
45	MARRUS	HYNES	NARCOTICS	WS	H	08/24/2001	30	2	90
<b>MONROE</b>									
1	MARKS	KEENAN	NARCOTICS	WC	D	11/16/2000	30	1	60
2	MARKS	RELIN	NARCOTICS	OM	R	12/15/2000	30	0	30
3	KOHOUT	RELIN	NARCOTICS	WC	D	04/17/2001	30	3	120
4	KOHOUT	RELIN	NARCOTICS	WC	D	06/14/2001	30	0	30

<sup>1</sup> The prosecuting official authorized the filing of the application under provisions of the state's statute. (See Table 1 for this state's statutory citation.)

<sup>2</sup> Type: WS = Standard Telephone (Wire), WC = Cellular or Mobile Telephone (Wire), WO = Other (Wire), OM = Microphone (Oral), OO = Other (Oral), ED = Digital Pager (Electronic), EE = Computer or E-Mail (Electronic), EF = Fax Machine (Electronic), EO = Other (Electronic).

<sup>3</sup> Location: H = Personal Residence, B = Business, A = Public Area, D = Portable Device, O = Other Location, R = Roving (Relaxed Specification Order), N = Not Specified.

TABLE B-1  
STATE NEW YORK

CALENDAR YEAR 2001

REPORT BY PROSECUTORS OF COURT-AUTHORIZED INTERCEPTS OF WIRE, ORAL, OR ELECTRONIC COMMUNICATIONS  
PURSUANT TO 18 U.S.C. 2519

A.O. Number	Number Of Days in Operation <sup>4</sup>	Average Intercepts per Day	Number of <sup>5</sup>			Costs		Number of					
			Persons Intercepted	Intercepts	Incriminating Intercepts	Total Cost in \$	Other Than Manpower in \$	Arrests	Trials	Motions to Suppress Intercepts <sup>6</sup>			Persons Convicted
										G	D	P	
KINGS (CONTINUED)													
19	83	42	50	3,465	104	99,600	-	RELATED TO NO. 3					
20	89	19	25	1,732	1,600	RELATED TO NO. 1		RELATED TO NO. 1					
21	8	10	5	82	-	4,800	-	-	-	-	-	-	-
22	89	34	25	3,057	1,800	RELATED TO NO. 1		RELATED TO NO. 1					
23	146	17	20	2,528	380	87,600	-	-	-	-	-	-	-
24	31	15	15	465	100	27,900	-	RELATED TO NO. 3					
25	90	53	100	4,796	958	36,000	-	-	-	-	-	-	-
26	30	26	25	767	76	12,000	-	-	-	-	-	-	-
27	30	3	-	76	-	RELATED TO NO. 26		-	-	-	-	-	-
28	30	14	16	420	13	RELATED TO NO. 26		-	-	-	-	-	-
29	90	11	30	975	98	RELATED TO NO. 25		-	-	-	-	-	-
30	21	4	5	76	2	12,600	-	RELATED TO NO. 3					
31	13	-	-	-	-	RELATED TO NO. 1		RELATED TO NO. 1					
32	58	28	40	1,605	1,500	RELATED TO NO. 1		RELATED TO NO. 1					
33	58	84	40	4,863	3,250	RELATED TO NO. 1		RELATED TO NO. 1					
34	58	54	20	3,124	2,550	RELATED TO NO. 1		RELATED TO NO. 1					
35	30	16	7	479	77	10,000	5,000	4	-	-	-	-	-
36	28	19	15	530	100	RELATED TO NO. 1		RELATED TO NO. 1					
37	98	20	1,000	2,000	800	42,000	2,000	2	-	-	-	1	1
38	30	42	60	1,275	550	12,000	-	-	-	-	-	-	-
39	30	42	30	1,253	125	RELATED TO NO. 38		-	-	-	-	-	-
40	30	12	30	372	20	RELATED TO NO. 38		-	-	-	-	-	-
41	30	17	25	515	17	RELATED TO NO. 38		-	-	-	-	-	-
42	I	-	-	-	-	-	-	-	-	-	-	-	-
43	I	-	-	-	-	200	-	-	-	-	-	-	-
44	30	91	10	2,733	410	18,000	-	-	-	-	-	-	-
45	72	7	250	500	200	31,000	2,000	-	-	-	-	-	-
MONROE													
1	50	39	20	1,938	478	-	-	-	-	-	-	-	-
2	21	15	10	309	12	-	-	-	-	-	-	-	-
3	89	57	NR	5,034	5,034	-	-	RELATED TO NO. 4					
4	6	7	NR	40	17	-	-	5	-	-	-	1	1

<sup>4</sup> NI indicates never installed. I indicates installed but never used. NP indicates no prosecutor's report.

<sup>5</sup> NR indicates not reported or could not be determined.

<sup>6</sup> Motions: G = Granted, D = Denied, P = Pending.

\*This wiretap was terminated during 2000, but was not reported at that time because it was part of an ongoing investigation.

\*\* This wiretap was terminated during 1999 or earlier, but was not reported at that time because it was part of an ongoing investigation.

TABLE B-1  
STATE NEW YORK

CALENDAR YEAR 2001

REPORT BY JUDGES OF COURT-AUTHORIZED INTERCEPTS OF WIRE, ORAL, OR ELECTRONIC COMMUNICATIONS  
PURSUANT TO 18 U.S.C. 2519

A.O. Number	Authorizing Official		Offense Specified	Intercept		Date of Application and (Amendment)	Authorized Length		
	Judge	Prosecutor <sup>1</sup>		Type <sup>2</sup>	Location <sup>3</sup>		Original Order (Days)	Number of Extensions	Total Length (Days)
<b>MONROE (CONTINUED)</b>									
5	KOHOUT	RELIN	NARCOTICS	WS	H	06/19/2001	30	0	30
6	KOHOUT	RELIN	NARCOTICS	WC	D	06/22/2001	30	0	30
7	KOHOUT	RELIN	NARCOTICS	WC	D	06/29/2001	30	0	30
8	KOHOUT	RELIN	NARCOTICS	WC	D	07/09/2001	30	0	30
9	CONNELL	RELIN	NARCOTICS	WC	D	09/13/2001	30	2	90
10	CONNELL	RELIN	NARCOTICS	WC	D	09/24/2001	30	1	60
11	CONNELL	RELIN	NARCOTICS	WC	D	10/04/2001	30	0	30
12	CONNELL	RELIN	NARCOTICS	WC	D	10/04/2001	30	1	60
13	CONNELL	RELIN	NARCOTICS	WC	D	10/10/2001	30	1	60
14	CONNELL	RELIN	NARCOTICS	WC	D	10/12/2001	30	0	30
15	CONNELL	RELIN	NARCOTICS	WC	D	10/18/2001	30	0	30
16	CONNELL	RELIN	NARCOTICS	WC	D	10/18/2001	30	1	60
17	CONNELL	RELIN	NARCOTICS	WC	D	10/18/2001	30	1	60
18	CONNELL	RELIN	NARCOTICS	WC	D	10/24/2001	30	0	30
19	CONNELL	RELIN	NARCOTICS	WC	D	11/09/2001	30	0	30
20	CONNELL	RELIN	NARCOTICS	WC	D	11/16/2001	30	0	30
<b>NASSAU</b>									
1	MCGINITY	LEVINSON	NARCOTICS	WS,WC,ED	H,D	01/22/2001	30	2	90
2	LAPERA	DILLON	LARCENY	WS,WC	H,D	04/05/2001	30	1	60
3	WEXNER	DILLON	LARCENY	WS,WC	H,D	04/19/2001	30	0	30
4	WEXNER	DILLON	FRAUD	ED	D	08/09/2001	30	0	30
5	COTTER	DILLON	NARCOTICS	WC	D	08/17/2001	30	0	30
6	WEXNER	DILLON	GAMBLING	WS	H	10/22/2001	30	0	30
<b>NEW YORK</b>									
1	MILLER	HAMILTON	NARCOTICS	WS,WC,ED	H,D	02/11/2000	30	15	480
2	WETZEL	MORGENTHAU	\$LAUNDERING	WC	D	02/18/2000	30	15	420
3	SCHMIDT	MORGENTHAU	\$LAUNDERING	WS	H	04/13/2000	30	10	330
4	LUCIANO	MORGENTHAU	\$LAUNDERING	WS	H	02/14/2001	30	6	210
5	WETZEL	MORGENTHAU	\$LAUNDERING	WC	D	03/23/2001	30	3	120
6	SOLOMON	MORGENTHAU	BURGLARY	WC	D	05/07/2001	30	0	30
7	WETZEL	MORGENTHAU	\$LAUNDERING	WC	D	05/10/2001	30	3	120

<sup>1</sup> The prosecuting official authorized the filing of the application under provisions of the state's statute. (See Table 1 for this state's statutory citation.)

<sup>2</sup> Type: WS = Standard Telephone (Wire), WC = Cellular or Mobile Telephone (Wire), WO = Other (Wire), OM = Microphone (Oral), OO = Other (Oral), ED = Digital Pager (Electronic), EE = Computer or E-Mail (Electronic), EF = Fax Machine (Electronic), EO = Other (Electronic).

<sup>3</sup> Location: H = Personal Residence, B = Business, A = Public Area, D = Portable Device, O = Other Location, R = Roving (Relaxed Specification Order), N = Not Specified.

TABLE B-1  
STATE NEW YORK

CALENDAR YEAR 2001

REPORT BY PROSECUTORS OF COURT-AUTHORIZED INTERCEPTS OF WIRE, ORAL, OR ELECTRONIC COMMUNICATIONS  
PURSUANT TO 18 U.S.C. 2519

A.O. Number	Number Of Days in Operation <sup>4</sup>	Average Intercepts per Day	Number of <sup>5</sup>			Costs		Number of					
			Persons Intercepted	Intercepts	Incriminating Intercepts	Total Cost in \$	Other Than Manpower in \$	Arrests	Trials	Motions to Suppress Intercepts <sup>6</sup>			Persons Convicted
										G	D	P	
<b>MONROE (CONTINUED)</b>													
5	28	34	NR	963	NR	-	-	RELATED TO NO. 4					
6	26	14	NR	353	157	-	-	RELATED TO NO. 4					
7	19	9	NR	165	76	-	-	RELATED TO NO. 4					
8	9	7	NR	65	46	-	-	RELATED TO NO. 4					
9	76	NR	NR	NR	NR	-	-	RELATED TO NO. 4					
10	55	8	NR	420	NR	-	-	-	-	-	-	-	
11	15	NR	NR	NR	NR	-	-	-	-	-	-	-	
12	55	46	88	2,505	NR	-	-	-	-	-	-	-	
13	29	NR	NR	NR	NR	-	-	-	-	-	-	-	
14	27	NR	NR	NR	NR	-	-	-	-	-	-	-	
15	11	8	9	86	NR	-	-	-	-	-	-	-	
16	41	40	87	1,624	NR	-	-	-	-	-	-	-	
17	41	NR	NR	NR	NR	-	-	-	-	-	-	-	
18	8	NR	NR	NR	NR	-	-	-	-	-	-	-	
19	19	NR	NR	NR	NR	-	-	-	-	-	-	-	
20	12	19	12	227	NR	-	-	-	-	-	-	-	
<b>NASSAU</b>													
1	72	85	150	6,151	2,844	38,000	3,000	50	-	-	-	-	33
2	60	29	45	1,763	418	111,760	9,160	2	-	-	-	-	-
3	28	26	160	718	142	16,272	300	8	-	-	-	-	3
4	28	2	NR	43	6	-	-	-	-	-	-	-	-
5	NI	-	-	-	-	-	-	-	-	-	-	-	-
6	18	32	20	574	561	15,500	300	3	-	-	-	-	-
<b>NEW YORK</b>													
1	431	30	40	13,051	3	52,400	52,400	9	-	-	-	-	9
2	383	25	125	9,546	6,000	172,362	36,977	3	-	-	-	-	-
3	238	38	120	9,140	6,000	RELATED TO NO. 2		RELATED TO NO. 2					
4	162	46	120	7,448	2,500	RELATED TO NO. 2		RELATED TO NO. 2					
5	59	26	100	1,541	500	RELATED TO NO. 2		RELATED TO NO. 2					
6	11	38	70	418	51	35,286	3,750	2	-	-	-	1	-
7	87	10	80	854	400	RELATED TO NO. 2		RELATED TO NO. 2					

<sup>4</sup> NI indicates never installed. I indicates installed but never used. NP indicates no prosecutor's report.

<sup>5</sup> NR indicates not reported or could not be determined.

<sup>6</sup> Motions: G = Granted, D = Denied, P = Pending.

\*This wiretap was terminated during 2000, but was not reported at that time because it was part of an ongoing investigation.

\*\* This wiretap was terminated during 1999 or earlier, but was not reported at that time because it was part of an ongoing investigation.



TABLE B-1  
STATE NEW YORK

CALENDAR YEAR 2001

REPORT BY JUDGES OF COURT-AUTHORIZED INTERCEPTS OF WIRE, ORAL, OR ELECTRONIC COMMUNICATIONS  
PURSUANT TO 18 U.S.C. 2519

A.O. Number	Authorizing Official		Offense Specified	Intercept		Date of Application and (Amendment)	Authorized Length		
	Judge	Prosecutor <sup>1</sup>		Type <sup>2</sup>	Location <sup>3</sup>		Original Order (Days)	Number of Extensions	Total Length (Days)
NEW YORK (CONTINUED)									
8	SOLOMON	MORGENTHAU	BURGLARY	WC	D	05/15/2001	20	0	20
9	SOLOMON	MORGENTHAU	NARCOTICS	WC	D	05/24/2001	30	4	150
NY ORGANIZED CRIME TASK FORCE									
1	MCCARTHY	QUINLAN	NARCOTICS	WS,WC,ED	H,B,D	10/02/2000	30	4	150
2	MCCARTHY	QUINLAN	NARCOTICS	WS,WC	H,D	10/20/2000	30	1	60
3	MILLER	QUINLAN	LARCENY	WS,WC	H,D	10/30/2000	30	3	120
4	SAXE	QUINLAN	LARCENY	WS,WC	H,D	10/30/2000	30	3	120
5	AVERY	QUINLAN	NARCOTICS	WS,WC	H,B,D	11/06/2000	30	2	90
6	MCCARTHY	QUINLAN	NARCOTICS	WS,WC	H,D	11/06/2000	30	0	30
7	MCCARTHY	QUINLAN	NARCOTICS	WC	D	11/14/2000	30	0	30
8	MCCARTHY	QUINLAN	NARCOTICS	WC	D	11/17/2000	30	0	30
9	MCCARTHY	QUINLAN	NARCOTICS	WC	D	11/29/2000	30	0	30
10	MILLER	QUINLAN	LARCENY	WS,WC	H,D	12/06/2000	30	2	90
11	SAXE	QUINLAN	LARCENY	WS	H	12/06/2000	30	2	90
12	MCCARTHY	QUINLAN	NARCOTICS	WS,WC,ED	H,D	12/13/2000	30	0	30
13	AVERY	QUINLAN	NARCOTICS	WS	H	12/14/2000	30	0	30
14	MCCARTHY	QUINLAN	NARCOTICS	WS,WC,ED	H,D	12/26/2000	30	1	60
15	MCCARTHY	QUINLAN	NARCOTICS	WC	D	12/28/2000	30	0	30
16	MILLER	QUINLAN	GAMBLING	WS	H,B,A	12/29/2000	30	13	330
17	MCCARTHY	QUINLAN	NARCOTICS	ED	D	01/12/2001	30	0	30
18	MCCARTHY	QUINLAN	NARCOTICS	WC	D	01/12/2001	30	0	30
19	MCCARTHY	QUINLAN	NARCOTICS	WC	D	01/19/2001	30	0	30
20	SAXE	QUINLAN	LARCENY	WS,WC	H,D	02/01/2001	30	0	30
21	MCCARTHY	QUINLAN	NARCOTICS	WC	D	02/01/2001	30	0	30
22	MILLER	QUINLAN	LARCENY	OM	O	02/27/2001	30	3	120
23	TERESI	QUINLAN	NARCOTICS	WS,WC,ED	H,D	05/07/2001	30	1	60
24	MARK	QUINLAN	NARCOTICS	WS,WC	H,D	05/31/2001	30	2	90
25	WALSH	QUINLAN	NARCOTICS	WS,WC,ED	H,B,D	06/01/2001	30	6	210
26	MARK	QUINLAN	NARCOTICS	WS	H	06/13/2001	30	0	30
27	ALOI	QUINLAN	NARCOTICS	WC	D	06/26/2001	30	1	60
28	ALOI	QUINLAN	NARCOTICS	WS,WC	H,D	09/17/2001	30	0	30

<sup>1</sup> The prosecuting official authorized the filing of the application under provisions of the state's statute. (See Table 1 for this state's statutory citation.)

<sup>2</sup> Type: WS = Standard Telephone (Wire), WC = Cellular or Mobile Telephone (Wire), WO = Other (Wire), OM = Microphone (Oral), OO = Other (Oral), ED = Digital Pager (Electronic), EE = Computer or E-Mail (Electronic), EF = Fax Machine (Electronic), EO = Other (Electronic).

<sup>3</sup> Location: H = Personal Residence, B = Business, A = Public Area, D = Portable Device, O = Other Location, R = Roving (Relaxed Specification Order), N = Not Specified.

REPORT BY PROSECUTORS OF COURT-AUTHORIZED INTERCEPTS OF WIRE, ORAL, OR ELECTRONIC COMMUNICATIONS  
PURSUANT TO 18 U.S.C. 2519

A.O. Number	Number Of Days in Operation <sup>4</sup>	Average Intercepts per Day	Number of <sup>5</sup>			Costs		Number of					
			Persons Intercepted	Intercepts	Incriminating Intercepts	Total Cost in \$	Other Than Manpower in \$	Arrests	Trials	Motions to Suppress Intercepts <sup>6</sup>			Persons Convicted
										G	D	P	
NEW YORK (CONTINUED)													
8	3	24	12	71	6	RELATED TO NO. 6		RELATED TO NO. 6					
9	107	7	15	724	200	RELATED TO NO. 2		RELATED TO NO. 2					
NY ORGANIZED CRIME TASK FORCE													
1	130	128	177	16,653	190	299,389	91,389	12	-	-	1	-	9
2	41	18	35	742	65	RELATED TO NO. 1		RELATED TO NO. 1					
3	118	63	221	7,462	88	147,266	9,116	-	-	-	-	-	-
4	74	17	119	1,280	147	75,694	7,844	-	-	-	-	-	-
5	87	94	125	8,188	300	RELATED TO NO. 13		RELATED TO NO. 13					
6	25	8	17	212	NR	RELATED TO NO. 1		RELATED TO NO. 1					
7	30	1	9	20	3	RELATED TO NO. 1		RELATED TO NO. 1					
8	26	2	6	65	NR	RELATED TO NO. 1		RELATED TO NO. 1					
9	27	-	NR	8	NR	RELATED TO NO. 1		RELATED TO NO. 1					
10	54	30	10	1,614	178	62,094	5,994	-	-	-	-	-	-
11	39	13	7	510	45	42,043	1,443	-	-	-	-	-	-
12	29	24	27	689	79	RELATED TO NO. 1		RELATED TO NO. 1					
13	23	83	35	1,918	65	255,699	70,099	13	-	-	-	-	12
14	45	64	55	2,874	211	RELATED TO NO. 1		RELATED TO NO. 1					
15	21	1	NR	12	-	RELATED TO NO. 1		RELATED TO NO. 1					
16	330	24	1,000	8,000	200	265,000	25,000	-	-	-	-	-	-
17	18	5	NR	89	NR	RELATED TO NO. 1		RELATED TO NO. 1					
18	24	1	3	22	7	RELATED TO NO. 1		RELATED TO NO. 1					
19	16	2	3	27	1	RELATED TO NO. 1		RELATED TO NO. 1					
20	19	10	29	193	15	25,864	2,014	-	-	-	-	-	-
21	7	12	10	82	1	RELATED TO NO. 1		RELATED TO NO. 1					
22	24	3	4	80	10	6,250	1,250	-	-	-	-	-	-
23	58	29	39	1,662	498	61,602	20,002	-	-	-	-	-	-
24	69	176	75	12,163	1,000	246,939	26,139	23	-	-	-	-	-
25	178	151	170	26,827	725	776,836	492,036	-	-	-	-	-	-
26	27	20	10	545	39	RELATED TO NO. 24		RELATED TO NO. 24					
27	36	19	12	669	143	RELATED TO NO. 24		RELATED TO NO. 24					
28	22	37	24	821	54	RELATED TO NO. 24		RELATED TO NO. 24					

<sup>4</sup> NI indicates never installed. I indicates installed but never used. NP indicates no prosecutor's report.

<sup>5</sup> NR indicates not reported or could not be determined.

<sup>6</sup> Motions: G = Granted, D = Denied, P = Pending.

\*This wiretap was terminated during 2000, but was not reported at that time because it was part of an ongoing investigation.

\*\* This wiretap was terminated during 1999 or earlier, but was not reported at that time because it was part of an ongoing investigation.

TABLE B-1  
STATE NEW YORK

CALENDAR YEAR 2001

REPORT BY JUDGES OF COURT-AUTHORIZED INTERCEPTS OF WIRE, ORAL, OR ELECTRONIC COMMUNICATIONS  
PURSUANT TO 18 U.S.C. 2519

A.O. Number	Authorizing Official		Offense Specified	Intercept		Date of Application and (Amendment)	Authorized Length		
	Judge	Prosecutor <sup>1</sup>		Type <sup>2</sup>	Location <sup>3</sup>		Original Order (Days)	Number of Extensions	Total Length (Days)
<b>NY ORGANIZED CRIME TASK FORCE (CONTINUED)</b>									
22*	AVERY	QUINLAN	NARCOTICS	WS,WC	H,D	10/02/2000	30	1	60
23*	MCCARTHY	QUINLAN	NARCOTICS	WC	D	12/04/2000	30	0	30
<b>NYC SPECIAL NARCOTICS BUREAU</b>									
1	ALLEN	MORGENTHAU	NARCOTICS	ED	D	11/21/2000	30	1	60
2	WETZEL	MORGENTHAU	NARCOTICS	ED	D	11/29/2000	30	0	30
3	WETZEL	MORGENTHAU	NARCOTICS	WC	D	11/29/2000	30	1	60
4	WETZEL	MORGENTHAU	NARCOTICS	ED	D	12/07/2000	30	1	60
5	SNYDER	MORGENTHAU	NARCOTICS	WC	D	12/11/2000	30	3	96
6	ALLEN	MORGENTHAU	NARCOTICS	WC	D	12/15/2000	30	0	30
7	SNYDER	MORGENTHAU	NARCOTICS	WC	D	12/19/2000	30	0	30
8	SNYDER	MORGENTHAU	NARCOTICS	WC	D	01/17/2001	30	0	30
9	SNYDER	MORGENTHAU	NARCOTICS	WC	D	01/17/2001	30	0	30
10	WETZEL	MORGENTHAU	NARCOTICS	WC	D	01/18/2001	30	0	30
11	WETZEL	MORGENTHAU	NARCOTICS	ED	D	01/25/2001	30	1	60
12	WETZEL	MORGENTHAU	NARCOTICS	WC	D	01/25/2001	30	0	30
13	SNYDER	MORGENTHAU	NARCOTICS	WC	D	01/25/2001	30	3	120
14	WETZEL	MORGENTHAU	NARCOTICS	WC	D	02/08/2001	30	0	30
15	SNYDER	MORGENTHAU	NARCOTICS	WC	D	02/15/2001	30	0	30
16	SNYDER	MORGENTHAU	NARCOTICS	WC	D	02/15/2001	30	2	90
17	WETZEL	MORGENTHAU	NARCOTICS	WC	D	03/07/2001	30	0	30
18	WETZEL	MORGENTHAU	NARCOTICS	ED	D	03/07/2001	30	2	90
19	SNYDER	MORGENTHAU	NARCOTICS	WC	D	03/08/2001	30	0	30
20	SNYDER	MORGENTHAU	NARCOTICS	WC	D	03/08/2001	30	0	30
21	SNYDER	MORGENTHAU	NARCOTICS	ED	D	03/08/2001	30	0	30
22	SNYDER	MORGENTHAU	NARCOTICS	WC	D	03/09/2001	30	0	30
23	SNYDER	MORGENTHAU	NARCOTICS	ED	D	03/09/2001	30	0	30
24	SNYDER	MORGENTHAU	NARCOTICS	WC	D	03/09/2001	30	0	30
25	SNYDER	MORGENTHAU	NARCOTICS	ED	D	03/09/2001	30	4	150
26	SNYDER	MORGENTHAU	NARCOTICS	WC	D	03/12/2001	30	0	30
27	WETZEL	MORGENTHAU	NARCOTICS	WC	D	03/14/2001	30	0	30
28	WETZEL	MORGENTHAU	NARCOTICS	WC	D	03/16/2001	30	0	30

<sup>1</sup> The prosecuting official authorized the filing of the application under provisions of the state's statute. (See Table 1 for this state's statutory citation.)

<sup>2</sup> Type: WS = Standard Telephone (Wire), WC = Cellular or Mobile Telephone (Wire), WO = Other (Wire), OM = Microphone (Oral), OO = Other (Oral), ED = Digital Pager (Electronic), EE = Computer or E-Mail (Electronic), EF = Fax Machine (Electronic), EO = Other (Electronic).

<sup>3</sup> Location: H = Personal Residence, B = Business, A = Public Area, D = Portable Device, O = Other Location, R = Roving (Relaxed Specification Order), N = Not Specified.

REPORT BY PROSECUTORS OF COURT-AUTHORIZED INTERCEPTS OF WIRE, ORAL, OR ELECTRONIC COMMUNICATIONS  
PURSUANT TO 18 U.S.C. 2519

A.O. Number	Number Of Days in Operation <sup>4</sup>	Average Intercepts per Day	Number of <sup>5</sup>			Costs		Number of					
			Persons Intercepted	Intercepts	Incriminating Intercepts	Total Cost in \$	Other Than Manpower in \$	Arrests	Trials	Motions to Suppress Intercepts <sup>6</sup>			Persons Convicted
										G	D	P	
<b>NY ORGANIZED CRIME TASK FORCE (CONTINUED)</b>													
22*	56	77	50	4,319	40	RELATED TO NO. 13		RELATED TO NO. 13					
23*	23	4	14	97	25	RELATED TO NO. 1		RELATED TO NO. 1					
<b>NYC SPECIAL NARCOTICS BUREAU</b>													
1	52	5	NR	271	271	-	-	-	-	-	-	-	
2	NI	-	-	-	-	-	-	-	-	-	-	-	
3	51	24	84	1,241	375	24,500	-	6	-	-	-	6	
4	43	18	NR	766	766	RELATED TO NO. 3		RELATED TO NO. 3					
5	73	25	88	1,798	150	RELATED TO NO. 31		-	-	-	-	-	
6	I	-	-	-	-	-	-	-	-	-	-	-	
7	21	27	32	560	25	-	-	RELATED TO NO. 30					
8	30	19	29	584	28	-	-	RELATED TO NO. 30					
9	16	1	3	10	1	-	-	RELATED TO NO. 30					
10	6	3	4	20	5	RELATED TO NO. 11		RELATED TO NO. 11					
11	40	19	NR	762	762	17,673	-	3	-	-	-	3	
12	13	153	59	1,992	182	RELATED TO NO. 11		RELATED TO NO. 11					
13	97	11	42	1,062	181	RELATED TO NO. 31		RELATED TO NO. 31					
14	29	61	65	1,779	97	RELATED TO NO. 11		RELATED TO NO. 11					
15	13	46	23	598	69	RELATED TO NO. 31		RELATED TO NO. 31					
16	70	11	21	793	101	RELATED TO NO. 31		RELATED TO NO. 31					
17	9	1	-	5	-	RELATED TO NO. 50		RELATED TO NO. 50					
18	65	5	NR	313	313	RELATED TO NO. 50		RELATED TO NO. 50					
19	15	2	-	37	-	RELATED TO NO. 31		RELATED TO NO. 31					
20	14	1	-	10	-	RELATED TO NO. 31		RELATED TO NO. 31					
21	NI	-	-	-	-	-	-	-	-	-	-	-	
22	18	32	17	580	72	8,076	-	-	-	-	-	-	
23	12	9	NR	111	111	RELATED TO NO. 31		RELATED TO NO. 31					
24	NI	-	-	-	-	-	-	-	-	-	-	-	
25	119	12	NR	1,469	1,469	RELATED TO NO. 103		RELATED TO NO. 103					
26	18	45	58	816	296	RELATED TO NO. 103		RELATED TO NO. 103					
27	28	3	10	80	14	RELATED TO NO. 35		RELATED TO NO. 35					
28	I	-	-	-	-	1,082	-	-	-	-	-	-	

<sup>4</sup> NI indicates never installed. I indicates installed but never used. NP indicates no prosecutor's report.

<sup>5</sup> NR indicates not reported or could not be determined.

<sup>6</sup> Motions: G = Granted, D = Denied, P = Pending.

\*This wiretap was terminated during 2000, but was not reported at that time because it was part of an ongoing investigation.

\*\* This wiretap was terminated during 1999 or earlier, but was not reported at that time because it was part of an ongoing investigation.

TABLE B-1  
STATE NEW YORK

CALENDAR YEAR 2001

REPORT BY JUDGES OF COURT-AUTHORIZED INTERCEPTS OF WIRE, ORAL, OR ELECTRONIC COMMUNICATIONS  
PURSUANT TO 18 U.S.C. 2519

A.O. Number	Authorizing Official		Offense Specified	Intercept		Date of Application and (Amendment)	Authorized Length		
	Judge	Prosecutor <sup>1</sup>		Type <sup>2</sup>	Location <sup>3</sup>		Original Order (Days)	Number of Extensions	Total Length (Days)
NYC SPECIAL NARCOTICS BUREAU (CONTINUED)									
29	WETZEL	MORGENTHAU	NARCOTICS	WC	D	03/16/2001	30	1	60
30	WETZEL	MORGENTHAU	NARCOTICS	WC	D	03/16/2001	30	0	30
31	SNYDER	MORGENTHAU	NARCOTICS	WS	H	04/05/2001	30	0	30
32	WETZEL	MORGENTHAU	NARCOTICS	WC	D	04/13/2001	30	2	90
33	WETZEL	MORGENTHAU	NARCOTICS	WS	H	04/20/2001	30	1	60
34	WETZEL	MORGENTHAU	NARCOTICS	WC	D	04/25/2001	30	0	30
35	WETZEL	MORGENTHAU	NARCOTICS	WC	D	05/08/2001	30	1	60
36	WETZEL	MORGENTHAU	NARCOTICS	ED	D	05/08/2001	30	0	30
37	WETZEL	MORGENTHAU	NARCOTICS	ED	D	05/08/2001	30	0	30
38	WETZEL	MORGENTHAU	NARCOTICS	WC	D	05/08/2001	30	1	60
39	WETZEL	MORGENTHAU	NARCOTICS	WC	D	05/08/2001	30	1	60
40	WETZEL	MORGENTHAU	NARCOTICS	WS	H	05/14/2001	30	3	120
41	WETZEL	MORGENTHAU	NARCOTICS	WC	D	05/14/2001	30	0	30
42	WETZEL	MORGENTHAU	NARCOTICS	ED	D	05/21/2001	30	0	30
43	WETZEL	MORGENTHAU	NARCOTICS	ED	D	05/23/2001	30	3	120
44	SNYDER	MORGENTHAU	NARCOTICS	WC	D	05/29/2001	30	0	30
45	SNYDER	MORGENTHAU	NARCOTICS	ED	D	05/29/2001	30	0	30
46	SNYDER	KINDLER	NARCOTICS	WC	D	06/01/2001	30	0	30
47	SNYDER	MORGENTHAU	NARCOTICS	ED	D	06/01/2001	30	2	90
48	SNYDER	MORGENTHAU	NARCOTICS	WC	D	06/06/2001	30	0	30
49	SNYDER	MORGENTHAU	NARCOTICS	WC	D	06/06/2001	30	0	30
50	WETZEL	MORGENTHAU	NARCOTICS	ED	D	06/08/2001	30	0	30
51	SNYDER	MORGENTHAU	NARCOTICS	WC	D	06/08/2001	30	0	30
52	WETZEL	MORGENTHAU	NARCOTICS	EO	O	06/14/2001	30	2	86
53	WETZEL	MORGENTHAU	NARCOTICS	OM	O	06/14/2001	30	0	30
54	SNYDER	MORGENTHAU	NARCOTICS	WC	D	06/20/2001	30	0	30
55	SNYDER	MORGENTHAU	NARCOTICS	ED	D	06/20/2001	30	0	30
56	SNYDER	MORGENTHAU	NARCOTICS	WC	D	06/28/2001	30	0	30
57	SNYDER	MORGENTHAU	NARCOTICS	WC	D	06/28/2001	30	0	30
58	SNYDER	MORGENTHAU	NARCOTICS	WC	D	06/28/2001	30	0	30
59	WETZEL	MORGENTHAU	NARCOTICS	WC	D	07/05/2001	30	0	30

<sup>1</sup> The prosecuting official authorized the filing of the application under provisions of the state's statute. (See Table 1 for this state's statutory citation.)

<sup>2</sup> Type: WS = Standard Telephone (Wire), WC = Cellular or Mobile Telephone (Wire), WO = Other (Wire), OM = Microphone (Oral), OO = Other (Oral), ED = Digital Pager (Electronic), EE = Computer or E-Mail (Electronic), EF = Fax Machine (Electronic), EO = Other (Electronic).

<sup>3</sup> Location: H = Personal Residence, B = Business, A = Public Area, D = Portable Device, O = Other Location, R = Roving (Relaxed Specification Order), N = Not Specified.

TABLE B-1  
STATE NEW YORK

CALENDAR YEAR 2001

REPORT BY PROSECUTORS OF COURT-AUTHORIZED INTERCEPTS OF WIRE, ORAL, OR ELECTRONIC COMMUNICATIONS  
PURSUANT TO 18 U.S.C. 2519

A.O. Number	Number Of Days in Operation <sup>4</sup>	Average Intercepts per Day	Number of <sup>5</sup>			Costs		Number of						
			Persons Intercepted	Intercepts	Incriminating Intercepts	Total Cost in \$	Other Than Manpower in \$	Arrests	Trials	Motions to Suppress Intercepts <sup>6</sup>			Persons Convicted	
										G	D	P		
29	57	56	108	3,186	625	RELATED TO NO. 50		RELATED TO NO. 50						
30	21	14	28	288	14	-	-	4	-	-	2	-		2
31	13	9	11	119	11	150,000	-	5	-	-	-	-		2
32	85	66	170	5,569	924	RELATED TO NO. 50		RELATED TO NO. 50						
33	29	37	68	1,060	34	-	-	8	-	-	2	-		4
34	17	31	40	524	190	RELATED TO NO. 50		RELATED TO NO. 50						
35	53	10	41	520	115	51,133	-	4	-	-	-	-		3
36	NI	-	-	-	-	-	-	-	-	-	-	-		-
37	30	-	NR	1	1	RELATED TO NO. 35		RELATED TO NO. 35						
38	29	27	36	783	192	RELATED TO NO. 35		RELATED TO NO. 35						
39	35	2	5	86	14	RELATED TO NO. 35		RELATED TO NO. 35						
40	99	43	247	4,226	313	RELATED TO NO. 88		RELATED TO NO. 88						
41	NI	-	-	-	-	-	-	-	-	-	-	-		-
42	17	1	NR	16	16	RELATED TO NO. 35		RELATED TO NO. 35						
43	90	6	NR	495	495	RELATED TO NO. 88		RELATED TO NO. 88						
44	I	-	-	-	-	RELATED TO NO. 45		RELATED TO NO. 45						
45	23	7	NR	156	156	186,305	-	4	-	-	-	-		4
46	8	50	34	401	148	RELATED TO NO. 103		RELATED TO NO. 103						
47	68	9	NR	633	633	RELATED TO NO. 103		RELATED TO NO. 103						
48	5	1	-	7	-	RELATED TO NO. 103		RELATED TO NO. 103						
49	21	55	57	1,157	429	RELATED TO NO. 103		RELATED TO NO. 103						
50	29	1	NR	17	17	375,300	-	14	-	-	1	2		7
51	20	23	27	466	112	RELATED TO NO. 103		RELATED TO NO. 103						
52	43	NR	NR	NR	NR	RELATED TO NO. 88		RELATED TO NO. 88						
53	NI	-	-	-	-	-	-	-	-	-	-	-		-
54	I	-	-	-	-	RELATED TO NO. 75		RELATED TO NO. 75						
55	6	2	NR	14	14	RELATED TO NO. 75		RELATED TO NO. 75						
56	I	-	-	-	-	RELATED TO NO. 75		RELATED TO NO. 75						
57	5	10	9	49	27	RELATED TO NO. 103		RELATED TO NO. 103						
58	5	14	10	70	19	RELATED TO NO. 103		RELATED TO NO. 103						
59	12	76	24	914	184	RELATED TO NO. 81		RELATED TO NO. 81						

<sup>4</sup> NI indicates never installed. I indicates installed but never used. NP indicates no prosecutor's report.

<sup>5</sup> NR indicates not reported or could not be determined.

<sup>6</sup> Motions: G = Granted, D = Denied, P = Pending.

\*This wiretap was terminated during 2000, but was not reported at that time because it was part of an ongoing investigation.

\*\* This wiretap was terminated during 1999 or earlier, but was not reported at that time because it was part of an ongoing investigation.

TABLE B-1  
STATE NEW YORK

CALENDAR YEAR 2001

REPORT BY JUDGES OF COURT-AUTHORIZED INTERCEPTS OF WIRE, ORAL, OR ELECTRONIC COMMUNICATIONS  
PURSUANT TO 18 U.S.C. 2519

A.O. Number	Authorizing Official		Offense Specified	Intercept		Date of Application and (Amendment)	Authorized Length		
	Judge	Prosecutor <sup>1</sup>		Type <sup>2</sup>	Location <sup>3</sup>		Original Order (Days)	Number of Extensions	Total Length (Days)
NYC SPECIAL NARCOTICS BUREAU (CONTINUED)									
60	WETZEL	MORGENTHAU	NARCOTICS	WC	D	07/05/2001	30	0	30
61	WETZEL	MORGENTHAU	NARCOTICS	WC	D	07/05/2001	30	1	60
62	WETZEL	MORGENTHAU	NARCOTICS	WC	D	07/05/2001	30	0	30
63	SNYDER	MORGENTHAU	NARCOTICS	WC	D	07/06/2001	30	1	60
64	SNYDER	MORGENTHAU	NARCOTICS	WC	D	07/06/2001	30	1	60
65	SNYDER	MORGENTHAU	NARCOTICS	ED	D	07/06/2001	30	1	60
66	SNYDER	MORGENTHAU	NARCOTICS	WS	B	07/09/2001	30	4	150
67	SNYDER	MORGENTHAU	NARCOTICS	WC	D	07/09/2001	30	2	90
68	SNYDER	MORGENTHAU	NARCOTICS	ED	D	07/09/2001	30	1	60
69	WETZEL	MORGENTHAU	NARCOTICS	OM	O	07/11/2001	30	1	60
70	WETZEL	MORGENTHAU	NARCOTICS	WC	D	07/11/2001	30	1	60
71	SNYDER	MORGENTHAU	NARCOTICS	WC	D	07/12/2001	30	0	30
72	SNYDER	MORGENTHAU	NARCOTICS	WC	D	07/12/2001	30	0	30
73	SNYDER	MORGENTHAU	NARCOTICS	WC	D	07/12/2001	30	0	30
74	WETZEL	MORGENTHAU	NARCOTICS	WC	D	07/17/2001	30	2	90
75	SNYDER	MORGENTHAU	NARCOTICS	ED	D	07/20/2001	30	0	30
76	SNYDER	MORGENTHAU	NARCOTICS	WC	D	07/20/2001	30	0	30
77	WETZEL	MORGENTHAU	NARCOTICS	WC	D	07/24/2001	30	0	30
78	WETZEL	MORGENTHAU	NARCOTICS	WC	D	07/26/2001	30	0	30
79	SNYDER	MORGENTHAU	NARCOTICS	WC	D	08/01/2001	30	0	30
80	SNYDER	MORGENTHAU	NARCOTICS	WC	D	08/01/2001	30	1	60
81	WETZEL	RYAN	NARCOTICS	WC	D	08/03/2001	30	0	30
82	WETZEL	RYAN	NARCOTICS	WC	D	08/03/2001	30	0	30
83	WETZEL	RYAN	NARCOTICS	WC	D	08/03/2001	30	0	30
84	SNYDER	RYAN	NARCOTICS	WC	D	08/03/2001	30	1	60
85	WETZEL	RYAN	NARCOTICS	WC	D	08/06/2001	30	0	30
86	SNYDER	MORGENTHAU	NARCOTICS	WC	D	08/06/2001	30	2	90
87	SNYDER	MORGENTHAU	NARCOTICS	WC	D	08/06/2001	30	1	60
88	WETZEL	RYAN	NARCOTICS	ED	D	08/09/2001	30	0	30
89	SNYDER	MORGENTHAU	NARCOTICS	WC	D	08/10/2001	30	2	90
90	SNYDER	RYAN	NARCOTICS	WC	D	08/10/2001	30	0	30

<sup>1</sup> The prosecuting official authorized the filing of the application under provisions of the state's statute. (See Table 1 for this state's statutory citation.)

<sup>2</sup> Type: WS = Standard Telephone (Wire), WC = Cellular or Mobile Telephone (Wire), WO = Other (Wire), OM = Microphone (Oral), OO = Other (Oral), ED = Digital Pager (Electronic), EE = Computer or E-Mail (Electronic), EF = Fax Machine (Electronic), EO = Other (Electronic).

<sup>3</sup> Location: H = Personal Residence, B = Business, A = Public Area, D = Portable Device, O = Other Location, R = Roving (Relaxed Specification Order), N = Not Specified.

TABLE B-1  
STATE NEW YORK

CALENDAR YEAR 2001

REPORT BY PROSECUTORS OF COURT-AUTHORIZED INTERCEPTS OF WIRE, ORAL, OR ELECTRONIC COMMUNICATIONS  
PURSUANT TO 18 U.S.C. 2519

A.O. Number	Number Of Days in Operation <sup>4</sup>	Average Intercepts per Day	Number of <sup>5</sup>			Costs		Number of						
			Persons Intercepted	Intercepts	Incriminating Intercepts	Total Cost in \$	Other Than Manpower in \$	Arrests	Trials	Motions to Suppress Intercepts <sup>6</sup>			Persons Convicted	
										G	D	P		
60	14	17	17	232	107	RELATED TO NO. 81		RELATED TO NO. 81						
61	40	36	36	1,446	355	RELATED TO NO. 81		RELATED TO NO. 81						
62	I	-	-	-	-	RELATED TO NO. 81		RELATED TO NO. 81						
63	34	102	125	3,460	1,140	RELATED TO NO. 75		RELATED TO NO. 75						
64	32	81	104	2,602	1,188	RELATED TO NO. 75		RELATED TO NO. 75						
65	37	15	NR	543	543	RELATED TO NO. 75		RELATED TO NO. 75						
66	139	86	547	11,898	505	RELATED TO NO. 45		RELATED TO NO. 45						
67	87	18	86	1,577	198	RELATED TO NO. 45		RELATED TO NO. 45						
68	49	2	NR	86	86	RELATED TO NO. 45		RELATED TO NO. 45						
69	26	-	-	-	-	RELATED TO NO. 88		RELATED TO NO. 88						
70	42	5	24	199	78	RELATED TO NO. 88		RELATED TO NO. 88						
71	30	8	10	231	109	RELATED TO NO. 103		RELATED TO NO. 103						
72	20	28	36	556	121	RELATED TO NO. 103		RELATED TO NO. 103						
73	20	8	22	160	55	RELATED TO NO. 103		RELATED TO NO. 103						
74	72	5	21	344	129	RELATED TO NO. 95		RELATED TO NO. 95						
75	19	5	NR	98	98	27,634	-	7	-	-	-	-	-	1
76	7	8	5	53	13	RELATED TO NO. 75		RELATED TO NO. 75						
77	NI	-	-	-	-	-	-	-	-	-	-	-	-	-
78	8	112	26	899	35	-	-	RELATED TO NO. 106						
79	NI	-	-	-	-	-	-	-	-	-	-	-	-	-
80	36	15	25	536	110	RELATED TO NO. 103		RELATED TO NO. 103						
81	11	4	3	47	6	39,540	-	1	-	-	-	-	-	-
82	14	46	18	641	125	RELATED TO NO. 81		RELATED TO NO. 81						
83	11	47	17	519	72	RELATED TO NO. 81		RELATED TO NO. 81						
84	34	4	3	122	61	RELATED TO NO. 103		RELATED TO NO. 103						
85	I	-	-	-	-	RELATED TO NO. 95		RELATED TO NO. 95						
86	75	17	120	1,307	133	RELATED TO NO. 45		RELATED TO NO. 45						
87	41	17	55	681	269	RELATED TO NO. 45		RELATED TO NO. 45						
88	13	-	NR	1	1	83,352	-	4	-	-	2	-	-	1
89	73	3	22	226	96	RELATED TO NO. 103		RELATED TO NO. 103						
90	5	16	1	80	4	RELATED TO NO. 103		RELATED TO NO. 103						

<sup>4</sup> NI indicates never installed. I indicates installed but never used. NP indicates no prosecutor's report.

<sup>5</sup> NR indicates not reported or could not be determined.

<sup>6</sup> Motions: G = Granted, D = Denied, P = Pending.

\*This wiretap was terminated during 2000, but was not reported at that time because it was part of an ongoing investigation.

\*\* This wiretap was terminated during 1999 or earlier, but was not reported at that time because it was part of an ongoing investigation.



TABLE B-1  
STATE NEW YORK

CALENDAR YEAR 2001

REPORT BY JUDGES OF COURT-AUTHORIZED INTERCEPTS OF WIRE, ORAL, OR ELECTRONIC COMMUNICATIONS  
PURSUANT TO 18 U.S.C. 2519

A.O. Number	Authorizing Official		Offense Specified	Intercept		Date of Application and (Amendment)	Authorized Length		
	Judge	Prosecutor <sup>1</sup>		Type <sup>2</sup>	Location <sup>3</sup>		Original Order (Days)	Number of Extensions	Total Length (Days)
<b>NYC SPECIAL NARCOTICS BUREAU (CONTINUED)</b>									
91	WITTNER	KINDLER	NARCOTICS	WC	D	08/14/2001	30	0	30
92	WITTNER	KINDLER	NARCOTICS	WC	D	08/14/2001	30	0	30
93	WETZEL	KINDLER	NARCOTICS	WC	D	08/17/2001	30	0	30
94	ALLEN	RYAN	NARCOTICS	WC	D	08/28/2001	30	1	60
95	ALLEN	MORGENTHAU	NARCOTICS	WC	D	09/04/2001	30	0	30
96	SNYDER	MORGENTHAU	NARCOTICS	ED	D	09/04/2001	30	1	60
97	WETZEL	MORGENTHAU	NARCOTICS	WC	D	10/03/2001	30	1	60
98	ALLEN	MORGENTHAU	NARCOTICS	WC	D	10/09/2001	30	0	30
99	ALLEN	MORGENTHAU	NARCOTICS	WC	D	10/09/2001	30	0	30
100	ALLEN	MORGENTHAU	NARCOTICS	WC	D	10/09/2001	30	0	30
101	ALLEN	MORGENTHAU	NARCOTICS	WC	D	10/22/2001	30	0	30
102	ALLEN	MORGENTHAU	NARCOTICS	WC	D	10/22/2001	30	0	30
103	SNYDER	MORGENTHAU	NARCOTICS	WC	D	10/26/2001	30	0	30
104	ALLEN	MORGENTHAU	NARCOTICS	WC	D	11/01/2001	30	0	30
105	WETZEL	MORGENTHAU	NARCOTICS	WC	D	11/01/2001	30	0	30
106	WETZEL	MORGENTHAU	NARCOTICS	WC	D	11/01/2001	30	0	30
107	SNYDER	MORGENTHAU	NARCOTICS	WC	D	11/01/2001	30	1	60
108	WETZEL	MORGENTHAU	NARCOTICS	WC	D	11/02/2001	30	1	60
109	SNYDER	MORGENTHAU	NARCOTICS	ED	D	11/02/2001	30	0	30
110	SNYDER	MORGENTHAU	NARCOTICS	ED	D	11/02/2001	30	0	30
111	SNYDER	MORGENTHAU	NARCOTICS	WC	D	11/02/2001	30	0	30
112	SNYDER	MORGENTHAU	NARCOTICS	WC	D	11/02/2001	30	0	30
113	SNYDER	MORGENTHAU	NARCOTICS	WC	D	11/02/2001	30	0	30
114	SNYDER	MORGENTHAU	NARCOTICS	WC	D	11/09/2001	30	0	30
115	SNYDER	MORGENTHAU	NARCOTICS	ED	D	11/30/2001	30	0	30
116	SNYDER	MORGENTHAU	NARCOTICS	WC	D	12/13/2001	30	0	30
117	SNYDER	MORGENTHAU	NARCOTICS	WC	D	12/14/2001	30	0	30
<b>ONEIDA</b>									
1	DWYER	ARCURI	GAMBLING	WS	H	11/22/2000	30	1	60
2	DWYER	ARCURI	GAMBLING	WS	H	12/04/2000	30	0	30
3	DWYER	ARCURI	GAMBLING	WS	H	12/06/2000	30	0	30

<sup>1</sup> The prosecuting official authorized the filing of the application under provisions of the state's statute. (See Table 1 for this state's statutory citation.)

<sup>2</sup> Type: WS = Standard Telephone (Wire), WC = Cellular or Mobile Telephone (Wire), WO = Other (Wire), OM = Microphone (Oral), OO = Other (Oral), ED = Digital Pager (Electronic), EE = Computer or E-Mail (Electronic), EF = Fax Machine (Electronic), EO = Other (Electronic).

<sup>3</sup> Location: H = Personal Residence, B = Business, A = Public Area, D = Portable Device, O = Other Location, R = Roving (Relaxed Specification Order), N = Not Specified.

REPORT BY PROSECUTORS OF COURT-AUTHORIZED INTERCEPTS OF WIRE, ORAL, OR ELECTRONIC COMMUNICATIONS  
PURSUANT TO 18 U.S.C. 2519

A.O. Number	Number Of Days in Operation <sup>4</sup>	Average Intercepts per Day	Number of <sup>5</sup>			Costs		Number of					
			Persons Intercepted	Intercepts	Incriminating Intercepts	Total Cost in \$	Other Than Manpower in \$	Arrests	Trials	Motions to Suppress Intercepts <sup>6</sup>			Persons Convicted
										G	D	P	
NYC SPECIAL NARCOTICS BUREAU (CONTINUED)													
91	I	-	-	-	-	-	-	RELATED TO NO. 104	-	-	-	-	-
92	I	-	-	-	-	-	-	RELATED TO NO. 104	-	-	-	-	-
93	I	-	-	-	-	-	-	RELATED TO NO. 45	RELATED TO NO. 45				-
94	35	24	40	856	201	-	-	RELATED TO NO. 104	-	-	-	-	-
95	23	3	5	71	29	44,171	-	5	-	-	-	-	2
96	50	1	NR	40	-	-	-	RELATED TO NO. 45	RELATED TO NO. 45				-
97	56	21	15	1,153	130	-	-	RELATED TO NO. 106	RELATED TO NO. 106				-
98	14	56	38	787	212	-	-	RELATED TO NO. 104	-	-	-	-	-
99	14	14	18	196	25	-	-	RELATED TO NO. 104	-	-	-	-	-
100	13	8	5	108	17	-	-	RELATED TO NO. 104	-	-	-	-	-
101	10	4	4	41	19	-	-	RELATED TO NO. 102	RELATED TO NO. 102				-
102	10	23	16	226	77	10,521	-	3	-	-	-	-	-
103	6	10	11	60	19	112,499	-	8	-	-	-	-	1
104	29	23	26	670	62	54,670	-	-	-	-	-	-	-
105	24	57	53	1,371	204	-	-	RELATED TO NO. 106	RELATED TO NO. 106				-
106	27	30	32	817	57	-	-	6	-	-	-	-	6
107	56	32	86	1,814	264	-	-	RELATED TO NO. 45	RELATED TO NO. 45				-
108	46	6	24	274	41	28,532	-	-	-	-	-	-	-
109	23	1	NR	29	29	-	-	RELATED TO NO. 116	-	-	-	-	-
110	17	3	NR	50	50	-	-	RELATED TO NO. 116	-	-	-	-	-
111	29	16	17	456	214	-	-	RELATED TO NO. 116	-	-	-	-	-
112	29	21	16	614	233	-	-	RELATED TO NO. 116	-	-	-	-	-
113	29	11	9	306	94	-	-	RELATED TO NO. 116	-	-	-	-	-
114	26	11	11	284	114	-	-	RELATED TO NO. 116	-	-	-	-	-
115	21	10	NR	208	208	-	-	RELATED TO NO. 45	RELATED TO NO. 45				-
116	6	28	5	170	68	50,269	-	-	-	-	-	-	-
117	10	34	9	339	121	-	-	RELATED TO NO. 45	RELATED TO NO. 45				-
ONEIDA													
1	42	77	40	3,226	3,064	61,910	2,000	12	-	-	-	-	12
2	29	25	21	723	542	-	-	RELATED TO NO. 1	RELATED TO NO. 1				-
3	29	63	34	1,840	1,360	-	-	RELATED TO NO. 1	RELATED TO NO. 1				-

<sup>4</sup> NI indicates never installed. I indicates installed but never used. NP indicates no prosecutor's report.

<sup>5</sup> NR indicates not reported or could not be determined.

<sup>6</sup> Motions: G = Granted, D = Denied, P = Pending.

\*This wiretap was terminated during 2000, but was not reported at that time because it was part of an ongoing investigation.

\*\* This wiretap was terminated during 1999 or earlier, but was not reported at that time because it was part of an ongoing investigation.

REPORT BY JUDGES OF COURT-AUTHORIZED INTERCEPTS OF WIRE, ORAL, OR ELECTRONIC COMMUNICATIONS  
PURSUANT TO 18 U.S.C. 2519

A.O. Number	Authorizing Official		Offense Specified	Intercept		Date of Application and (Amendment)	Authorized Length		
	Judge	Prosecutor <sup>1</sup>		Type <sup>2</sup>	Location <sup>3</sup>		Original Order (Days)	Number of Extensions	Total Length (Days)
<b>ONONDAGA</b>									
1	FAHEY	FITZPATRICK	GAMBLING	WS	B	11/17/2000	30	2	90
2	ALOI	FITZPATRICK	GAMBLING	WS	H	03/14/2001	30	0	30
3	ALOI	FITZPATRICK	NARCOTICS	WS,WC	H,D	04/11/2001	30	0	30
4	WALSH	FITZPATRICK	NARCOTICS	WS,WC	H,D	04/25/2001	30	0	30
5	WALSH	FITZPATRICK	NARCOTICS	WS,WC,ED	H,D	11/08/2001	30	1	60
<b>QUEENS</b>									
1	WETZEL	BROWN	NARCOTICS	WC	D	10/20/2000	30	3	120
2	WETZEL	BROWN	NARCOTICS	WS	H	10/20/2000	30	3	120
3	MCGANN	BROWN	NARCOTICS	WC	D	11/08/2000	30	1	60
4	MCGANN	BROWN	NARCOTICS	ED	D	11/08/2000	30	1	60
5	MCGANN	BROWN	NARCOTICS	WC	D	11/08/2000	30	1	60
6	SCHMIDT	BROWN	LOANSHARKING	WC	D	11/08/2000	30	2	90
7	O'BRIEN	BROWN	GAMBLING	WC	D	11/16/2000	30	3	120
8	O'BRIEN	BROWN	GAMBLING	WC	D	11/16/2000	30	2	90
9	WETZEL	BROWN	NARCOTICS	WS	H	11/17/2000	30	2	90
10	MCGANN	BROWN	NARCOTICS	WC	D	11/30/2000	9	1	39
11	ALTMAN	BROWN	GAMBLING	WS	H	12/12/2000	30	1	60
12	O'BRIEN	BROWN	GAMBLING	WC	D	12/14/2000	30	1	60
13	WETZEL	BROWN	NARCOTICS	WC	D	12/15/2000	30	2	90
14	O'BRIEN	BROWN	LARCENY	WC	D	12/19/2000	30	2	90
15	O'BRIEN	BROWN	LARCENY	WC	D	12/19/2000	30	4	150
16	MCGANN	BROWN	NARCOTICS	ED	D	12/20/2000	16	1	46
17	MCGANN	BROWN	NARCOTICS	ED	D	12/20/2000	16	1	46
18	MCGANN	BROWN	NARCOTICS	WC	D	12/20/2000	16	1	46
19	MCGANN	BROWN	NARCOTICS	WC	D	01/08/2001	30	0	30
20	ALTMAN	BROWN	GAMBLING	WS	H	01/10/2001	30	0	30
21	O'BRIEN	BROWN	LARCENY	WC	D	01/16/2001	8	3	98
22	MCDONALD	BROWN	NARCOTICS	ED	D	01/23/2001	30	3	120
23	MCDONALD	BROWN	NARCOTICS	WC	D	01/23/2001	30	0	30
24	BUTCHER	BROWN	NARCOTICS	WC	D	01/25/2001	30	3	120
25	BUTCHER	BROWN	NARCOTICS	OM,EO	H	01/25/2001	30	1	60

<sup>1</sup> The prosecuting official authorized the filing of the application under provisions of the state's statute. (See Table 1 for this state's statutory citation.)

<sup>2</sup> Type: WS = Standard Telephone (Wire), WC = Cellular or Mobile Telephone (Wire), WO = Other (Wire), OM = Microphone (Oral), OO = Other (Oral), ED = Digital Pager (Electronic), EE = Computer or E-Mail (Electronic), EF = Fax Machine (Electronic), EO = Other (Electronic).

<sup>3</sup> Location: H = Personal Residence, B = Business, A = Public Area, D = Portable Device, O = Other Location, R = Roving (Relaxed Specification Order), N = Not Specified.

REPORT BY PROSECUTORS OF COURT-AUTHORIZED INTERCEPTS OF WIRE, ORAL, OR ELECTRONIC COMMUNICATIONS  
PURSUANT TO 18 U.S.C. 2519

A.O. Number	Number Of Days in Operation <sup>4</sup>	Average Intercepts per Day	Number of <sup>5</sup>			Costs		Number of					
			Persons Intercepted	Intercepts	Incriminating Intercepts	Total Cost in \$	Other Than Manpower in \$	Arrests	Trials	Motions to Suppress Intercepts <sup>6</sup>			Persons Convicted
										G	D	P	
<b>ONONDAGA</b>													
1	71	71	284	5,043	3,276	9,060	1,960	8	-	-	-	-	6
2	12	98	51	1,180	978	2,390	1,190	3	-	-	-	-	3
3	19	106	112	2,020	298	34,523	4,123	-	-	-	-	-	-
4	19	3	12	60	31	17,880	2,680	3	-	-	3	-	3
5	33	66	120	2,164	519	114,389	8,789	2	-	-	-	2	-
<b>QUEENS</b>													
1	120	7	130	880	560	24,000	12,000	7	-	-	-	-	7
2	120	6	98	680	330	RELATED TO NO. 1		RELATED TO NO. 1					
3	60	8	7	507	221	12,000	6,000	1	-	-	-	-	1
4	60	10	29	582	310	RELATED TO NO. 3		RELATED TO NO. 3					
5	60	7	12	426	47	RELATED TO NO. 3		RELATED TO NO. 3					
6	80	11	32	875	376	18,000	9,000	5	-	-	-	3	1
7	98	30	115	2,908	805	19,600	9,800	5	-	-	-	-	4
8	73	20	70	1,427	228	14,600	7,300	RELATED TO NO. 7					
9	90	4	56	390	160	18,000	9,000	RELATED TO NO. 1					
10	39	1	3	27	8	7,800	3,900	1	-	-	-	-	1
11	56	19	200	1,090	35	12,000	6,000	-	-	-	-	-	-
12	49	9	16	460	15	9,800	4,900	RELATED TO NO. 7					
13	75	3	23	190	80	15,000	7,500	RELATED TO NO. 1					
14	80	59	57	4,687	2,484	16,000	8,000	103	-	-	-	-	-
15	141	34	92	4,841	2,662	28,200	14,100	RELATED TO NO. 14					
16	46	3	19	152	87	9,200	4,600	1	-	-	-	-	1
17	46	13	61	579	310	RELATED TO NO. 16		RELATED TO NO. 16					
18	46	9	6	436	67	RELATED TO NO. 16		RELATED TO NO. 16					
19	30	17	14	497	291	RELATED TO NO. 30		RELATED TO NO. 37					
20	17	12	15	200	1	9,000	4,500	-	-	-	-	-	-
21	92	49	78	4,514	2,572	18,400	9,200	RELATED TO NO. 14					
22	117	3	390	404	404	23,400	11,700	8	-	-	-	-	3
23	28	6	14	162	44	5,600	2,800	RELATED TO NO. 22					
24	109	5	94	573	31	21,800	10,900	6	-	-	-	-	-
25	51	-	NR	6	-	10,200	5,100	RELATED TO NO. 24					

<sup>4</sup> NI indicates never installed. I indicates installed but never used. NP indicates no prosecutor's report.

<sup>5</sup> NR indicates not reported or could not be determined.

<sup>6</sup> Motions: G = Granted, D = Denied, P = Pending.

\*This wiretap was terminated during 2000, but was not reported at that time because it was part of an ongoing investigation.

\*\* This wiretap was terminated during 1999 or earlier, but was not reported at that time because it was part of an ongoing investigation.

REPORT BY JUDGES OF COURT-AUTHORIZED INTERCEPTS OF WIRE, ORAL, OR ELECTRONIC COMMUNICATIONS  
PURSUANT TO 18 U.S.C. 2519

A.O. Number	Authorizing Official		Offense Specified	Intercept		Date of Application and (Amendment)	Authorized Length		
	Judge	Prosecutor <sup>1</sup>		Type <sup>2</sup>	Location <sup>3</sup>		Original Order (Days)	Number of Extensions	Total Length (Days)
26	MCGANN	BROWN	NARCOTICS	WC	D	01/26/2001	11	3	101
27	MCGANN	BROWN	NARCOTICS	WC	D	01/26/2001	11	1	41
28	MCDONALD	BROWN	NARCOTICS	WC	D	02/01/2001	21	0	21
29	MCGANN	BROWN	NARCOTICS	ED	D	02/06/2001	30	2	90
30	MCGANN	BROWN	NARCOTICS	WC	D	02/06/2001	30	0	30
31	MCGANN	BROWN	NARCOTICS	WC	D	02/06/2001	14	0	14
32	O'BRIEN	BROWN	GAMBLING	WC	D	02/08/2001	30	0	30
33	ALTMAN	BROWN	GAMBLING	WC	D	02/08/2001	30	1	60
34	ALTMAN	BROWN	USURY	WC	D	02/08/2001	30	6	210
35	WETZEL	BROWN	NARCOTICS	WC	D	02/09/2001	30	0	30
36	WETZEL	BROWN	NARCOTICS	WS	H	02/09/2001	30	0	30
37	MCGANN	BROWN	NARCOTICS	WC	D	02/14/2001	21	1	51
38	BUTCHER	BROWN	NARCOTICS	ED	D	02/22/2001	30	1	60
39	BUTCHER	BROWN	NARCOTICS	WC	D	02/22/2001	30	1	60
40	SULLIVAN	BROWN	GAMBLING	WS	H	03/01/2001	30	1	60
41	SULLIVAN	BROWN	GAMBLING	WS	H	03/01/2001	30	0	30
42	MCGANN	BROWN	NARCOTICS	WC	D	03/07/2001	30	0	30
43	ALTMAN	BROWN	USURY	ED	D	03/08/2001	30	0	30
44	KOHM	BROWN	NARCOTICS	WC	D	03/13/2001	30	0	30
45	ALTMAN	BROWN	USURY	WS	H	03/15/2001	22	5	172
46	ALTMAN	BROWN	USURY	WC	D	03/15/2001	22	2	82
47	O'BRIEN	BROWN	LARCENY	WC	D	03/16/2001	8	2	68
48	O'BRIEN	BROWN	LARCENY	ED	D	03/16/2001	8	2	68
49	MCGANN	BROWN	NARCOTICS	WC	D	03/22/2001	15	1	45
50	MCGANN	BROWN	NARCOTICS	WC	D	03/22/2001	15	1	45
51	MCDONALD	BROWN	NARCOTICS	WC	D	03/22/2001	30	0	30
52	BUTCHER	BROWN	NARCOTICS	WC	D	03/22/2001	30	1	60
53	BUTCHER	BROWN	NARCOTICS	WC	D	03/22/2001	30	0	30
54	O'BRIEN	BROWN	LARCENY	WC	D	04/03/2001	18	0	18
55	SULLIVAN	BROWN	GAMBLING	WS	H	04/09/2001	30	0	30
56	MCDONALD	BROWN	NARCOTICS	WC	D	04/17/2001	30	0	30
57	MCDONALD	BROWN	NARCOTICS	WC	D	04/17/2001	30	0	30

<sup>1</sup> The prosecuting official authorized the filing of the application under provisions of the state's statute. (See Table 1 for this state's statutory citation.)

<sup>2</sup> Type: WS = Standard Telephone (Wire), WC = Cellular or Mobile Telephone (Wire), WO = Other (Wire), OM = Microphone (Oral), OO = Other (Oral), ED = Digital Pager (Electronic), EE = Computer or E-Mail (Electronic), EF = Fax Machine (Electronic), EO = Other (Electronic).

<sup>3</sup> Location: H = Personal Residence, B = Business, A = Public Area, D = Portable Device, O = Other Location, R = Roving (Relaxed Specification Order), N = Not Specified.

TABLE B-1  
STATE NEW YORK

CALENDAR YEAR 2001

REPORT BY PROSECUTORS OF COURT-AUTHORIZED INTERCEPTS OF WIRE, ORAL, OR ELECTRONIC COMMUNICATIONS  
PURSUANT TO 18 U.S.C. 2519

A.O. Number	Number Of Days in Operation <sup>4</sup>	Average Intercepts per Day	Number of <sup>5</sup>			Costs		Number of					
			Persons Intercepted	Intercepts	Incriminating Intercepts	Total Cost in \$	Other Than Manpower in \$	Arrests	Trials	Motions to Suppress Intercepts <sup>6</sup>			Persons Convicted
										G	D	P	
26	101	10	42	981	581	20,200	10,100	RELATED TO NO. 37					
27	40	1	4	26	6	8,000	4,000	RELATED TO NO. 37					
28	20	9	12	180	36	4,000	2,000	RELATED TO NO. 22					
29	90	11	37	1,017	682	18,000	9,000	RELATED TO NO. 37					
30	30	1	2	19	-	6,000	3,000	RELATED TO NO. 37					
31	14	1	3	16	4	2,800	1,400	1	-	-	-	-	1
32	I	-	-	-	-	200	100	-	-	-	-	-	-
33	45	2	13	75	10	12,000	6,000	-	-	-	-	-	-
34	194	10	420	1,934	412	42,000	21,000	-	-	-	-	-	-
35	14	3	5	40	8	2,800	1,400	RELATED TO NO. 1					
36	14	2	4	30	12	2,800	1,400	RELATED TO NO. 1					
37	51	11	12	552	291	10,200	5,100	3	-	-	-	-	3
38	54	4	13	232	63	10,800	5,400	RELATED TO NO. 24					
39	36	5	26	173	18	7,200	3,600	RELATED TO NO. 24					
40	30	78	102	2,349	1,644	6,000	3,000	-	-	-	-	-	-
41	29	125	157	3,612	2,528	5,800	2,900	-	-	-	-	-	-
42	I	-	-	-	-	-	-	-	-	-	-	-	-
43	29	1	12	17	2	6,000	3,000	-	-	-	-	-	-
44	I	-	-	-	-	6,000	3,000	-	-	-	-	-	-
45	136	16	390	2,192	134	34,400	17,200	-	-	-	-	-	-
46	72	6	125	435	11	16,400	8,200	-	-	-	-	-	-
47	60	13	51	808	476	12,000	6,000	RELATED TO NO. 14					
48	60	3	NR	197	NR	RELATED TO NO. 47		RELATED TO NO. 14					
49	45	6	9	286	137	9,000	4,500	3	-	-	-	-	3
50	45	33	51	1,501	782	RELATED TO NO. 49		RELATED TO NO. 49					
51	27	-	1	1	1	5,400	2,700	RELATED TO NO. 22					
52	44	2	27	105	13	8,800	4,400	RELATED TO NO. 24					
53	26	3	23	79	6	5,200	2,600	RELATED TO NO. 24					
54	16	23	37	374	224	3,200	1,600	RELATED TO NO. 14					
55	I	-	-	-	-	200	100	-	-	-	-	-	-
56	30	3	3	78	3	6,000	3,000	RELATED TO NO. 22					
57	30	1	2	26	4	RELATED TO NO. 56		RELATED TO NO. 22					

<sup>4</sup> NI indicates never installed. I indicates installed but never used. NP indicates no prosecutor's report.

<sup>5</sup> NR indicates not reported or could not be determined.

<sup>6</sup> Motions: G = Granted, D = Denied, P = Pending.

\*This wiretap was terminated during 2000, but was not reported at that time because it was part of an ongoing investigation.

\*\* This wiretap was terminated during 1999 or earlier, but was not reported at that time because it was part of an ongoing investigation.

REPORT BY JUDGES OF COURT-AUTHORIZED INTERCEPTS OF WIRE, ORAL, OR ELECTRONIC COMMUNICATIONS  
PURSUANT TO 18 U.S.C. 2519

A.O. Number	Authorizing Official		Offense Specified	Intercept		Date of Application and (Amendment)	Authorized Length		
	Judge	Prosecutor <sup>1</sup>		Type <sup>2</sup>	Location <sup>3</sup>		Original Order (Days)	Number of Extensions	Total Length (Days)
58	KOHM	BROWN	NARCOTICS	WC	D	04/17/2001	30	0	30
59	CRANE	BROWN	LARCENY	WC	D	04/26/2001	30	1	60
60	ROSENGARTEN	BROWN	NARCOTICS	WC	D	04/30/2001	30	1	60
61	MCDONALD	BROWN	NARCOTICS	ED	D	05/16/2001	30	2	90
62	MCDONALD	BROWN	NARCOTICS	WC	D	05/16/2001	30	2	90
63	KOHM	BROWN	NARCOTICS	WC	D	05/16/2001	30	2	90
64	KOHM	BROWN	NARCOTICS	WC	D	05/16/2001	30	0	30
65	KOHM	BROWN	NARCOTICS	WS	H	05/16/2001	30	0	30
66	MCDONALD	BROWN	NARCOTICS	WC	D	05/23/2001	30	0	30
67	CRANE	BROWN	LARCENY	WC	D	05/24/2001	30	4	150
68	ALTMAN	BROWN	USURY	WC	D	05/30/2001	30	2	90
69	ALTMAN	BROWN	USURY	WS	H	05/30/2001	30	2	90
70	ROSENGARTEN	BROWN	NARCOTICS	WC	D	06/12/2001	16	2	62
71	ROSENGARTEN	BROWN	NARCOTICS	WC	D	06/12/2001	15	0	15
72	KOHM	BROWN	NARCOTICS	WC	D	06/14/2001	30	2	90
73	KOHM	BROWN	NARCOTICS	WC	D	06/14/2001	30	0	30
74	MCGANN	BROWN	NARCOTICS	WC	D	06/14/2001	30	1	60
75	MCGANN	BROWN	NARCOTICS	WC	D	06/14/2001	30	0	30
76	KOHM	BROWN	MURDER	WS	H	06/18/2001	30	2	90
77	MCGANN	BROWN	NARCOTICS	WC	D	06/20/2001	22	0	22
78	MCGANN	BROWN	NARCOTICS	ED	D	06/20/2001	22	0	22
79	CRANE	BROWN	LARCENY	WC	D	06/22/2001	30	3	120
80	CRANE	BROWN	LARCENY	WC	D	06/22/2001	30	3	120
81	CRANE	BROWN	LARCENY	WS	H	06/22/2001	30	3	120
82	ROSENGARTEN	BROWN	NARCOTICS	WC	D	06/27/2001	30	1	46
83	MCGANN	BROWN	NARCOTICS	WC	D	07/11/2001	30	5	180
84	MCGANN	BROWN	NARCOTICS	WC	D	07/11/2001	30	2	90
85	MCGANN	BROWN	NARCOTICS	WC	D	07/11/2001	30	0	30
86	KOHM	BROWN	NARCOTICS	WC	D	07/12/2001	30	0	30
87	KOHM	BROWN	NARCOTICS	WC	D	07/12/2001	30	0	30
88	BUCHLER	BROWN	NARCOTICS	WC	D	07/17/2001	10	2	70
89	ROSENGARTEN	BROWN	NARCOTICS	WC	D	07/26/2001	30	1	60

<sup>1</sup> The prosecuting official authorized the filing of the application under provisions of the state's statute. (See Table 1 for this state's statutory citation.)

<sup>2</sup> Type: WS = Standard Telephone (Wire), WC = Cellular or Mobile Telephone (Wire), WO = Other (Wire), OM = Microphone (Oral), OO = Other (Oral), ED = Digital Pager (Electronic), EE = Computer or E-Mail (Electronic), EF = Fax Machine (Electronic), EO = Other (Electronic).

<sup>3</sup> Location: H = Personal Residence, B = Business, A = Public Area, D = Portable Device, O = Other Location, R = Roving (Relaxed Specification Order), N = Not Specified.

REPORT BY PROSECUTORS OF COURT-AUTHORIZED INTERCEPTS OF WIRE, ORAL, OR ELECTRONIC COMMUNICATIONS  
PURSUANT TO 18 U.S.C. 2519

A.O. Number	Number Of Days in Operation <sup>4</sup>	Average Intercepts per Day	Number of <sup>5</sup>			Costs		Number of						
			Persons Intercepted	Intercepts	Incriminating Intercepts	Total Cost in \$	Other Than Manpower in \$	Arrests	Trials	Motions to Suppress Intercepts <sup>6</sup>			Persons Convicted	
										G	D	P		
58	18	67	50	1,207	1,000	3,600	1,800	-	-	-	-	-	-	-
59	15	24	54	361	23	3,000	1,500	-	-	-	-	-	-	-
60	58	17	50	963	563	11,600	5,800	-	-	-	-	-	-	-
61	88	3	200	289	289	17,600	8,800	RELATED TO NO. 22						-
62	88	12	32	1,055	106	RELATED TO NO. 61		RELATED TO NO. 22						-
63	72	60	50	4,340	3,602	14,400	7,200	6	-	-	-	-	-	-
64	20	65	20	1,309	540	4,000	2,000	6	-	-	-	-	-	-
65	28	-	1	5	-	5,600	2,800	-	-	-	-	-	-	-
66	23	3	12	63	4	4,600	2,300	RELATED TO NO. 22						-
67	127	95	198	12,081	191	25,400	12,700	-	-	-	-	-	-	-
68	80	10	149	820	51	18,000	9,000	-	-	-	-	-	-	-
69	60	22	390	1,346	32	18,000	9,000	-	-	-	-	-	-	-
70	58	95	37	5,500	3,000	RELATED TO NO. 60		-	-	-	-	-	-	-
71	15	40	35	600	360	3,000	1,500	-	-	-	-	-	-	-
72	68	22	75	1,486	325	13,600	6,800	3	-	-	-	-	-	-
73	27	16	15	422	150	5,400	2,700	6	-	-	-	-	-	-
74	54	3	21	167	126	10,800	5,400	1	-	-	-	-	-	1
75	28	9	18	265	101	5,600	2,800	1	-	-	-	-	-	1
76	88	66	127	5,792	239	17,600	8,800	-	-	-	-	-	-	-
77	22	20	36	446	121	4,400	2,200	1	-	-	-	-	-	1
78	I	-	-	-	-	-	-	-	-	-	-	-	-	-
79	104	44	127	4,592	188	20,800	10,400	-	-	-	-	-	-	-
80	94	34	120	3,228	203	18,800	9,400	-	-	-	-	-	-	-
81	102	41	99	4,205	189	20,400	10,200	-	-	-	-	-	-	-
82	43	30	40	1,290	640	8,600	4,300	9	-	-	-	-	-	-
83	163	23	43	3,769	921	32,600	16,300	1	-	-	-	-	-	1
84	80	6	21	479	106	16,000	8,000	1	-	-	-	-	-	-
85	27	11	7	301	86	5,400	2,700	1	-	-	-	-	-	-
86	8	89	25	712	58	1,600	800	6	-	-	-	-	-	-
87	19	17	3	322	15	3,800	1,900	-	-	-	-	-	-	-
88	67	20	40	1,350	556	13,400	6,700	-	-	-	-	-	-	-
89	54	16	45	850	425	10,800	5,400	-	-	-	-	-	-	-

<sup>4</sup> NI indicates never installed. I indicates installed but never used. NP indicates no prosecutor's report.

<sup>5</sup> NR indicates not reported or could not be determined.

<sup>6</sup> Motions: G = Granted, D = Denied, P = Pending.

\*This wiretap was terminated during 2000, but was not reported at that time because it was part of an ongoing investigation.

\*\* This wiretap was terminated during 1999 or earlier, but was not reported at that time because it was part of an ongoing investigation.



REPORT BY JUDGES OF COURT-AUTHORIZED INTERCEPTS OF WIRE, ORAL, OR ELECTRONIC COMMUNICATIONS  
PURSUANT TO 18 U.S.C. 2519

A.O. Number	Authorizing Official		Offense Specified	Intercept		Date of Application and (Amendment)	Authorized Length		
	Judge	Prosecutor <sup>1</sup>		Type <sup>2</sup>	Location <sup>3</sup>		Original Order (Days)	Number of Extensions	Total Length (Days)
<b>QUEENS (CONTINUED)</b>									
90	ALTMAN	BROWN	GAMBLING	WC	D	07/26/2001	30	0	30
91	MCGANN	BROWN	THEFT	OM	B	07/26/2001	30	1	60
92	MCGANN	BROWN	NARCOTICS	WC	D	08/06/2001	30	0	30
93	MCGANN	BROWN	NARCOTICS	WC	D	08/06/2001	30	0	30
94	ALOISE	BROWN	KIDNAPPING	WC	D	08/08/2001	30	0	30
95	MILLER	BROWN	LARCENY	WC	D	08/09/2001	30	3	120
96	KOHM	BROWN	NARCOTICS	WC	D	08/10/2001	30	0	30
97	KOHM	BROWN	NARCOTICS	WC	D	08/10/2001	30	0	30
98	KOHM	BROWN	MURDER	WC	D	08/15/2001	30	0	30
99	ROSENGARTEN	BROWN	NARCOTICS	WC	D	08/20/2001	30	0	30
100	MCGANN	BROWN	NARCOTICS	WC	D	08/22/2001	14	0	14
101	MCGANN	BROWN	NARCOTICS	WC	D	08/22/2001	14	0	14
102	MCGANN	BROWN	NARCOTICS	WC	D	08/22/2001	14	3	104
103	MCDONALD	BROWN	NARCOTICS	WC	D	08/24/2001	30	0	30
104	MCGANN	BROWN	THEFT	OM	B	08/29/2001	30	0	30
105	MCGANN	BROWN	THEFT	OM	B	08/29/2001	30	0	30
106	MCGANN	BROWN	THEFT	OM	B	08/29/2001	30	0	30
107	ROSENGARTEN	BROWN	BURGLARY	WS	H	08/29/2001	30	1	60
108	ROSENGARTEN	BROWN	NARCOTICS	WC	D	08/30/2001	30	0	30
109	MCGANN	BROWN	NARCOTICS	ED	D	08/30/2001	30	1	60
110	MCGANN	BROWN	NARCOTICS	WC	D	08/30/2001	30	1	60
111	ROSENGARTEN	BROWN	NARCOTICS	WC	D	08/31/2001	18	0	18
112	MCGANN	BROWN	NARCOTICS	WC	D	09/20/2001	30	0	30
113	NARDELLI	BROWN	GAMBLING	WS	H	10/09/2001	30	1	60
114	NARDELLI	BROWN	GAMBLING	WS	H	10/09/2001	30	1	60
115	MCGANN	BROWN	NARCOTICS	WC	D	10/24/2001	30	1	60
116	MCGANN	BROWN	NARCOTICS	WC	D	10/24/2001	30	0	30
117	MCGANN	BROWN	NARCOTICS	WC	D	10/24/2001	30	1	60
118	MCGANN	BROWN	NARCOTICS	WC	D	11/20/2001	30	0	30
<b>RENSSELAER</b>									
1	MCGRATH	HANLON	GAMBLING	WS,WC	H,D	02/14/2001	30	0	30

<sup>1</sup> The prosecuting official authorized the filing of the application under provisions of the state's statute. (See Table 1 for this state's statutory citation.)

<sup>2</sup> Type: WS = Standard Telephone (Wire), WC = Cellular or Mobile Telephone (Wire), WO = Other (Wire), OM = Microphone (Oral), OO = Other (Oral), ED = Digital Pager (Electronic), EE = Computer or E-Mail (Electronic), EF = Fax Machine (Electronic), EO = Other (Electronic).

<sup>3</sup> Location: H = Personal Residence, B = Business, A = Public Area, D = Portable Device, O = Other Location, R = Roving (Relaxed Specification Order), N = Not Specified.

REPORT BY PROSECUTORS OF COURT-AUTHORIZED INTERCEPTS OF WIRE, ORAL, OR ELECTRONIC COMMUNICATIONS  
PURSUANT TO 18 U.S.C. 2519

A.O. Number	Number Of Days in Operation <sup>4</sup>	Average Intercepts per Day	Number of <sup>5</sup>			Costs		Number of					
			Persons Intercepted	Intercepts	Incriminating Intercepts	Total Cost in \$	Other Than Manpower in \$	Arrests	Trials	Motions to Suppress Intercepts <sup>6</sup>			Persons Convicted
										G	D	P	
<b>QUEENS (CONTINUED)</b>													
90	22	40	500	875	50	6,000	3,000	-	-	-	-	-	
91	20	12	277	234	-	16,000	8,000	-	-	-	-	-	
92	I	-	-	-	-	-	-	-	-	-	-	-	
93	I	-	-	-	-	-	-	-	-	-	-	-	
94	12	-	4	4	2	2,400	1,200	2	-	-	-	-	
95	113	88	226	9,967	409	22,600	11,300	-	-	-	-	-	
96	I	-	-	-	-	5,400	2,700	-	-	-	-	-	
97	NI	-	-	-	-	-	-	-	-	-	-	-	
98	28	5	15	136	26	5,600	2,800	-	-	-	-	-	
99	28	50	36	1,390	704	5,600	2,800	-	-	-	-	-	
100	I	-	-	-	-	-	-	-	-	-	-	-	
101	I	-	-	-	-	-	-	-	-	-	-	-	
102	68	34	62	2,282	1,067	13,600	6,800	1	-	-	-	1	
103	29	-	-	-	-	5,800	2,900	-	-	-	-	-	
104	1	1	2	1	-	800	400	-	-	-	-	-	
105	1	1	2	1	-	RELATED TO NO. 104		-	-	-	-	-	
106	1	1	2	1	-	RELATED TO NO. 104		-	-	-	-	-	
107	60	2	22	112	25	12,200	6,100	-	-	-	-	-	
108	29	48	50	1,400	640	5,800	2,900	-	-	-	-	-	
109	35	9	NR	310	NR	RELATED TO NO. 110		RELATED TO NO. 110					
110	35	30	20	1,061	760	7,000	3,500	6	-	-	-	-	
111	17	85	31	1,450	1,000	3,400	1,700	-	-	-	-	-	
112	4	-	-	-	-	800	400	6	-	-	-	-	
113	25	-	2	2	-	5,000	2,500	-	-	-	-	-	
114	37	27	35	1,000	839	7,400	3,700	-	-	-	-	-	
115	58	16	22	929	502	11,600	5,800	1	-	-	-	1	
116	29	8	7	230	61	5,800	2,900	1	-	-	-	1	
117	58	17	29	987	403	11,600	5,800	1	-	-	-	1	
118	30	18	36	530	213	6,000	3,000	1	-	-	-	1	
<b>RENSSELAER</b>													
1	29	98	2	2,854	1,988	91,500	5,500	2	-	-	-	2	

<sup>4</sup> NI indicates never installed. I indicates installed but never used. NP indicates no prosecutor's report.

<sup>5</sup> NR indicates not reported or could not be determined.

<sup>6</sup> Motions: G = Granted, D = Denied, P = Pending.

\*This wiretap was terminated during 2000, but was not reported at that time because it was part of an ongoing investigation.

\*\* This wiretap was terminated during 1999 or earlier, but was not reported at that time because it was part of an ongoing investigation.

REPORT BY JUDGES OF COURT-AUTHORIZED INTERCEPTS OF WIRE, ORAL, OR ELECTRONIC COMMUNICATIONS  
PURSUANT TO 18 U.S.C. 2519

A.O. Number	Authorizing Official		Offense Specified	Intercept		Date of Application and (Amendment)	Authorized Length		
	Judge	Prosecutor <sup>1</sup>		Type <sup>2</sup>	Location <sup>3</sup>		Original Order (Days)	Number of Extensions	Total Length (Days)
<b>ROCKLAND</b>									
1	RESNIK	BONGIORNO	NARCOTICS	WC	D	01/18/2001	30	0	30
2	RESNIK	BONGIORNO	NARCOTICS	ED	D	01/18/2001	30	0	30
3	RESNIK	BONGIORNO	NARCOTICS	ED	D	01/22/2001	30	0	30
4	RESNIK	BONGIORNO	NARCOTICS	WC	D	02/09/2001	30	0	30
5	RESNIK	BONGIORNO	NARCOTICS	WC	D	02/09/2001	30	0	30
6	RESNIK	BONGIORNO	NARCOTICS	WC	D	02/09/2001	30	0	30
7	RESNIK	BONGIORNO	NARCOTICS	WC	D	03/14/2001	30	0	30
8	RESNIK	BONGIORNO	NARCOTICS	WC	D	03/14/2001	30	0	30
9	RESNIK	BONGIORNO	NARCOTICS	WC	D	03/14/2001	30	0	30
10	KELLY	BONGIORNO	NARCOTICS	WC	D	04/02/2001	30	0	30
11	RESNIK	BONGIORNO	NARCOTICS	WC	D	04/18/2001	30	2	90
12	RESNIK	BONGIORNO	NARCOTICS	WS	H	05/07/2001	30	0	30
13	RESNIK	BONGIORNO	NARCOTICS	WC	D	05/18/2001	30	1	60
14	RESNIK	BONGIORNO	NARCOTICS	WS	H	06/14/2001	30	0	30
<b>SUFFOLK</b>									
1	GAZZILLO	CATTERSON	COERCION	WS	H	10/03/2000	30	3	120
2	GAZZILLO	CATTERSON	COERCION	ED	D	10/03/2000	30	3	120
3	GAZZILLO	CATTERSON	GAMBLING	OM	B	12/19/2000	30	0	30
4	GAZZILLO	CATTERSON	GAMBLING	EO	B	12/19/2000	30	0	30
5	SULLIVAN	CATTERSON	GAMBLING	WS	H	01/09/2001	30	0	30
6	SULLIVAN	CATTERSON	GAMBLING	WS	H	01/09/2001	30	0	30
7	HUDSON	CATTERSON	GAMBLING	WS	H	03/14/2001	30	0	30
8	HUDSON	CATTERSON	GAMBLING	WS	H	03/14/2001	30	0	30
9	HUDSON	CATTERSON	GAMBLING	WS	H	03/23/2001	30	0	30
10	GAZZILLO	CATTERSON	COERCION	OM	B	07/25/2001	30	0	30
11	GAZZILLO	CATTERSON	COERCION	EO	B	07/25/2001	30	0	30
12	GAZZILLO	FLAHERTY	COERCION	WC	D	07/26/2001	30	1	60
<b>TOMPKINS</b>									
1	SHERMAN	DENTES	NARCOTICS	WC	D	06/18/2001	30	0	30
2	SHERMAN	DENTES	NARCOTICS	WC	D	06/27/2001	30	0	30
3	SHERMAN	DENTES	NARCOTICS	WC	D	07/23/2001	30	1	60

<sup>1</sup> The prosecuting official authorized the filing of the application under provisions of the state's statute. (See Table 1 for this state's statutory citation.)

<sup>2</sup> Type: WS = Standard Telephone (Wire), WC = Cellular or Mobile Telephone (Wire), WO = Other (Wire), OM = Microphone (Oral), OO = Other (Oral), ED = Digital Pager (Electronic), EE = Computer or E-Mail (Electronic), EF = Fax Machine (Electronic), EO = Other (Electronic).

<sup>3</sup> Location: H = Personal Residence, B = Business, A = Public Area, D = Portable Device, O = Other Location, R = Roving (Relaxed Specification Order), N = Not Specified.

REPORT BY PROSECUTORS OF COURT-AUTHORIZED INTERCEPTS OF WIRE, ORAL, OR ELECTRONIC COMMUNICATIONS  
PURSUANT TO 18 U.S.C. 2519

A.O. Number	Number Of Days in Operation <sup>4</sup>	Average Intercepts per Day	Number of <sup>5</sup>			Costs		Number of					
			Persons Intercepted	Intercepts	Incriminating Intercepts	Total Cost in \$	Other Than Manpower in \$	Arrests	Trials	Motions to Suppress Intercepts <sup>6</sup>			Persons Convicted
										G	D	P	
<b>ROCKLAND</b>													
1	16	82	49	1,320	223	167,634	2,574	10	-	-	-	1	9
2	16	13	23	204	183	RELATED TO NO. 1		RELATED TO NO. 1					
3	NP	-	-	-	-	-	-	-	-	-	-	-	-
4	6	-	-	-	-	RELATED TO NO. 1		RELATED TO NO. 1					
5	26	12	256	316	96	RELATED TO NO. 1		RELATED TO NO. 1					
6	29	29	25	846	62	RELATED TO NO. 1		RELATED TO NO. 1					
7	28	33	28	917	67	RELATED TO NO. 1		RELATED TO NO. 1					
8	28	1	8	25	-	5,588	86	-	-	-	-	-	-
9	28	10	9	284	12	RELATED TO NO. 8		-	-	-	-	-	-
10	29	12	23	343	20	111,216	1,176	7	-	-	-	1	5
11	79	25	31	1,983	155	RELATED TO NO. 10		RELATED TO NO. 10					
12	30	61	48	1,821	17	RELATED TO NO. 10		RELATED TO NO. 10					
13	36	45	13	1,620	58	RELATED TO NO. 10		RELATED TO NO. 10					
14	9	56	43	501	12	RELATED TO NO. 10		RELATED TO NO. 10					
<b>SUFFOLK</b>													
1	80	64	23	5,088	4,700	122,470	7,000	7	-	-	-	-	-
2	112	48	-	5,335	4,645	RELATED TO NO. 1		RELATED TO NO. 1					
3	27	1	4	27	-	RELATED TO NO. 1		RELATED TO NO. 1					
4	27	NR	4	NR	-	RELATED TO NO. 1		RELATED TO NO. 1					
5	20	13	15	264	264	10,540	800	4	-	-	-	-	4
6	20	17	25	332	332	RELATED TO NO. 5		RELATED TO NO. 5					
7	18	32	28	576	567	13,755	6,000	4	-	-	-	-	-
8	18	21	25	370	370	RELATED TO NO. 7		RELATED TO NO. 7					
9	30	10	12	300	160	RELATED TO NO. 7		RELATED TO NO. 7					
10	NI	-	-	-	-	-	-	-	-	-	-	-	-
11	NI	-	-	-	-	-	-	-	-	-	-	-	-
12	25	2	16	42	5	2,500	2,000	-	-	-	-	-	-
<b>TOMPKINS</b>													
1	9	12	10	107	37	6,766	526	-	-	-	-	-	-
2	13	4	8	46	6	10,287	147	-	-	-	-	-	-
3	45	30	10	1,328	116	32,770	2,350	-	-	-	-	-	-

<sup>4</sup> NI indicates never installed. I indicates installed but never used. NP indicates no prosecutor's report.

<sup>5</sup> NR indicates not reported or could not be determined.

<sup>6</sup> Motions: G = Granted, D = Denied, P = Pending.

\*This wiretap was terminated during 2000, but was not reported at that time because it was part of an ongoing investigation.

\*\* This wiretap was terminated during 1999 or earlier, but was not reported at that time because it was part of an ongoing investigation.

REPORT BY JUDGES OF COURT-AUTHORIZED INTERCEPTS OF WIRE, ORAL, OR ELECTRONIC COMMUNICATIONS  
PURSUANT TO 18 U.S.C. 2519

A.O. Number	Authorizing Official		Offense Specified	Intercept		Date of Application and (Amendment)	Authorized Length		
	Judge	Prosecutor <sup>1</sup>		Type <sup>2</sup>	Location <sup>3</sup>		Original Order (Days)	Number of Extensions	Total Length (Days)
<b>WESTCHESTER</b>									
1	MARCUS	PIRRO	RACKETEERING	WC	D	07/17/2000	30	7	240
2	MARCUS	PIRRO	RACKETEERING	WS	H	07/28/2000	30	7	240
3	MARCUS	PIRRO	RACKETEERING	WC	D	08/24/2000	30	6	210
4	MARCUS	PIRRO	LARCENY	WC	D	10/25/2000	30	4	150
5	SMITH	PIRRO	USURY	WC	D	11/06/2000	30	2	90
6	SMITH	PIRRO	USURY	WC	D	11/06/2000	30	2	90
7	MARCUS	PIRRO	LARCENY	WC	D	11/13/2000	30	4	131
8	MARCUS	PIRRO	LARCENY	WC	D	11/13/2000	30	2	71
9	SMITH	PIRRO	GAMBLING	WC	D	12/01/2000	30	0	30
10	MARCUS	PIRRO	RACKETEERING	WC	D	12/13/2000	9	3	99
11	SANTUCCI	PIRRO	LARCENY	WS	B	01/16/2001	30	1	60
12	SANTUCCI	PIRRO	LARCENY	WS	B	01/16/2001	30	1	60
13	SANTUCCI	PIRRO	LARCENY	WS	B	01/16/2001	30	1	60
14	MILLER	PIRRO	USURY	WC	D	02/01/2001	30	0	30
15	MILLER	PIRRO	GAMBLING	WS	H	02/01/2001	30	0	30
16	DIFIORE	PIRRO	NARCOTICS	WC,ED	D	02/09/2001	30	3	120
17	DIFIORE	PIRRO	NARCOTICS	WC	D	02/09/2001	30	0	30
18	DIFIORE	PIRRO	NARCOTICS	WC	D	02/09/2001	30	1	60
19	DIFIORE	PIRRO	NARCOTICS	ED	D	02/09/2001	30	3	120
20	DIFIORE	PIRRO	NARCOTICS	WC	D	02/09/2001	30	0	30
21	MARCUS	PIRRO	LARCENY	WC	D	02/22/2001	30	0	30
22	MARCUS	PIRRO	LARCENY	WC	D	02/22/2001	30	0	30
23	GOLDSTEIN	PIRRO	USURY	WC	D	03/07/2001	30	7	240
24	GOLDSTEIN	PIRRO	USURY	OM	B	03/07/2001	30	2	90
26	DIFORE	PIRRO	NARCOTICS	WC	D	03/15/2001	30	0	30
27	ADLER	PIRRO	OTHER	WC	D	03/29/2001	30	5	180
28	DIFORE	PIRRO	NARCOTICS	WC	D	04/10/2001	30	1	60
29	MARCUS	PIRRO	GAMBLING	WS	H	04/24/2001	30	0	30
30	MARCUS	PIRRO	GAMBLING	WS	H	04/24/2001	30	0	30
31	ADLER	PIRRO	OTHER	WS	B	04/27/2001	30	1	60
32	DIFORE	PIRRO	NARCOTICS	WC	D	04/29/2001	22	1	52

<sup>1</sup> The prosecuting official authorized the filing of the application under provisions of the state's statute. (See Table 1 for this state's statutory citation.)

<sup>2</sup> Type: WS = Standard Telephone (Wire), WC = Cellular or Mobile Telephone (Wire), WO = Other (Wire), OM = Microphone (Oral), OO = Other (Oral), ED = Digital Pager (Electronic), EE = Computer or E-Mail (Electronic), EF = Fax Machine (Electronic), EO = Other (Electronic).

<sup>3</sup> Location: H = Personal Residence, B = Business, A = Public Area, D = Portable Device, O = Other Location, R = Roving (Relaxed Specification Order), N = Not Specified.

REPORT BY PROSECUTORS OF COURT-AUTHORIZED INTERCEPTS OF WIRE, ORAL, OR ELECTRONIC COMMUNICATIONS  
PURSUANT TO 18 U.S.C. 2519

A.O. Number	Number Of Days in Operation <sup>4</sup>	Average Intercepts per Day	Number of <sup>5</sup>			Costs		Number of					
			Persons Intercepted	Intercepts	Incriminating Intercepts	Total Cost in \$	Other Than Manpower in \$	Arrests	Trials	Motions to Suppress Intercepts <sup>6</sup>			Persons Convicted
										G	D	P	
WESTCHESTER													
1	223	27	25	6,000	3,000	761,000	57,000	10	-	-	-	-	10
2	228	3	10	700	100	RELATED TO NO. 1		1	-	-	-	-	1
3	183	44	25	8,000	5,000	RELATED TO NO. 1		2	2	-	2	-	2
4	121	4	3	450	250	RELATED TO NO. 1		RELATED TO NO. 1					
5	87	19	46	1,623	881	RELATED TO NO. 6		-	-	-	-	-	-
6	87	21	54	1,854	1,629	98,750	2,750	-	-	-	-	-	-
7	106	5	9	500	150	RELATED TO NO. 1		RELATED TO NO. 1					
8	68	-	3	18	9	RELATED TO NO. 1		RELATED TO NO. 1					
9	27	21	19	578	359	26,750	2,750	-	-	-	-	-	-
10	77	19	7	1,500	120	RELATED TO NO. 1		RELATED TO NO. 1					
11	29	-	6	14	11	RELATED TO NO. 1		RELATED TO NO. 1					
12	17	9	7	159	145	RELATED TO NO. 1		RELATED TO NO. 1					
13	30	-	1	1	1	RELATED TO NO. 1		RELATED TO NO. 1					
14	27	11	23	299	198	26,000	2,000	-	-	-	-	-	-
15	15	2	12	36	10	21,930	930	-	-	-	-	-	-
16	114	6	12	682	650	174,612	18,212	8	-	-	-	-	-
17	29	4	5	102	2	RELATED TO NO. 16		RELATED TO NO. 16					
18	46	46	50	2,100	274	RELATED TO NO. 16		RELATED TO NO. 16					
19	114	2	10	220	200	RELATED TO NO. 16		RELATED TO NO. 16					
20	NI	-	-	-	-	-	-	-	-	-	-	-	-
21	5	19	8	95	71	RELATED TO NO. 1		RELATED TO NO. 1					
22	7	-	2	1	-	RELATED TO NO. 1		RELATED TO NO. 1					
23	219	11	72	2,409	1,533	173,050	5,050	1	-	-	-	-	-
24	63	NR	NR	NR	NR	49,360	1,360	-	-	-	-	-	-
26	16	31	25	493	22	RELATED TO NO. 16		RELATED TO NO. 16					
27	161	25	85	4,065	194	218,244	6,912	2	-	-	-	1	-
28	56	73	40	4,111	195	RELATED TO NO. 16		RELATED TO NO. 16					
29	16	44	40	700	650	RELATED TO NO. 30		RELATED TO NO. 30					
30	16	44	40	700	650	24,700	700	4	-	-	-	-	-
31	57	39	106	2,249	65	RELATED TO NO. 27		RELATED TO NO. 27					
32	46	39	25	1,780	100	RELATED TO NO. 16		RELATED TO NO. 16					

<sup>4</sup> NI indicates never installed. I indicates installed but never used. NP indicates no prosecutor's report.

<sup>5</sup> NR indicates not reported or could not be determined.

<sup>6</sup> Motions: G = Granted, D = Denied, P = Pending.

\*This wiretap was terminated during 2000, but was not reported at that time because it was part of an ongoing investigation.

\*\* This wiretap was terminated during 1999 or earlier, but was not reported at that time because it was part of an ongoing investigation.

REPORT BY JUDGES OF COURT-AUTHORIZED INTERCEPTS OF WIRE, ORAL, OR ELECTRONIC COMMUNICATIONS  
PURSUANT TO 18 U.S.C. 2519

A.O. Number	Authorizing Official		Offense Specified	Intercept		Date of Application and (Amendment)	Authorized Length		
	Judge	Prosecutor <sup>1</sup>		Type <sup>2</sup>	Location <sup>3</sup>		Original Order (Days)	Number of Extensions	Total Length (Days)
25	GOLDSTEIN	PIRRO	USURY	WS	B	05/11/2001	30	2	90
33	DIFORE	PIRRO	NARCOTICS	WC	D	05/11/2001	30	0	30
34	FLORIO	PIRRO	GAMBLING	WS,WC	B,D	06/01/2001	30	4	150
35	DIFORE	PIRRO	NARCOTICS	WC	D	06/04/2001	12	0	12
36	ADLER	PIRRO	\$LAUNDERING	WS	H	06/07/2001	30	2	90
37	ADLER	PIRRO	\$LAUNDERING	WS	H	06/07/2001	30	2	90
38	ADLER	PIRRO	\$LAUNDERING	WS	H	06/07/2001	30	2	90
39	ADLER	PIRRO	\$LAUNDERING	WO	H,B	06/07/2001	30	2	90
40	ADLER	PIRRO	\$LAUNDERING	WC	D	06/07/2001	30	2	90
41	ADLER	PIRRO	NARCOTICS	WS	B	07/03/2001	30	0	30
42	ADLER	PIRRO	\$LAUNDERING	WS	H	07/06/2001	30	1	60
43	ADLER	PIRRO	\$LAUNDERING	EF	H,B	08/06/2001	30	0	30

WESTCHESTER (CONTINUED)

<sup>1</sup> The prosecuting official authorized the filing of the application under provisions of the state's statute. (See Table 1 for this state's statutory citation.)

<sup>2</sup> Type: WS = Standard Telephone (Wire), WC = Cellular or Mobile Telephone (Wire), WO = Other (Wire), OM = Microphone (Oral), OO = Other (Oral), ED = Digital Pager (Electronic), EE = Computer or E-Mail (Electronic), EF = Fax Machine (Electronic), EO = Other (Electronic).

<sup>3</sup> Location: H = Personal Residence, B = Business, A = Public Area, D = Portable Device, O = Other Location, R = Roving (Relaxed Specification Order), N = Not Specified.

REPORT BY PROSECUTORS OF COURT-AUTHORIZED INTERCEPTS OF WIRE, ORAL, OR ELECTRONIC COMMUNICATIONS  
PURSUANT TO 18 U.S.C. 2519

A.O. Number	Number Of Days in Operation <sup>4</sup>	Average Intercepts per Day	Number of <sup>5</sup>			Costs		Number of					
			Persons Intercepted	Intercepts	Incriminating Intercepts	Total Cost in \$	Other Than Manpower in \$	Arrests	Trials	Motions to Suppress Intercepts <sup>6</sup>			Persons Convicted
										G	D	P	
WESTCHESTER (CONTINUED)													
25	63	10	11	631	25	51,100	3,100	-	-	-	-	-	
33	10	35	50	351	88	RELATED TO NO. 16		RELATED TO NO. 16					
34	125	1	NR	165	152	RELATED TO NO. 23		RELATED TO NO. 23					
35	10	32	10	320	6	RELATED TO NO. 16		RELATED TO NO. 16					
36	50	1	9	62	46	RELATED TO NO. 27		RELATED TO NO. 27					
37	67	-	3	20	12	RELATED TO NO. 27		RELATED TO NO. 27					
38	50	-	4	23	7	RELATED TO NO. 27		RELATED TO NO. 27					
39	50	3	10	160	81	RELATED TO NO. 27		RELATED TO NO. 27					
40	81	8	23	667	295	RELATED TO NO. 27		RELATED TO NO. 27					
41	28	55	106	1,536	44	RELATED TO NO. 27		RELATED TO NO. 27					
42	37	-	3	2	2	RELATED TO NO. 27		RELATED TO NO. 27					
43	10	-	1	1	1	RELATED TO NO. 27		RELATED TO NO. 27					

<sup>4</sup> NI indicates never installed. I indicates installed but never used. NP indicates no prosecutor's report.

<sup>5</sup> NR indicates not reported or could not be determined.

<sup>6</sup> Motions: G = Granted, D = Denied, P = Pending.

\*This wiretap was terminated during 2000, but was not reported at that time because it was part of an ongoing investigation.

\*\* This wiretap was terminated during 1999 or earlier, but was not reported at that time because it was part of an ongoing investigation.



REPORT BY JUDGES OF COURT-AUTHORIZED INTERCEPTS OF WIRE, ORAL, OR ELECTRONIC COMMUNICATIONS  
PURSUANT TO 18 U.S.C. 2519

A.O. Number	Authorizing Official		Offense Specified	Intercept		Date of Application and (Amendment)	Authorized Length		
	Judge	Prosecutor <sup>1</sup>		Type <sup>2</sup>	Location <sup>3</sup>		Original Order (Days)	Number of Extensions	Total Length (Days)
<b>DARKE</b>									
1	YARBROUGH	HOWELL	MURDER	OM	A	02/02/2001	6	0	6
<b>PUTNAM</b>									
1	BASINGER	SAHLOFF	NARCOTICS	WS	H	09/05/2001	30	2	90

<sup>1</sup> The prosecuting official authorized the filing of the application under provisions of the state's statute. (See Table 1 for this state's statutory citation.)

<sup>2</sup> Type: WS = Standard Telephone (Wire), WC = Cellular or Mobile Telephone (Wire), WO = Other (Wire), OM = Microphone (Oral), OO = Other (Oral), ED = Digital Pager (Electronic), EE = Computer or E-Mail (Electronic), EF = Fax Machine (Electronic), EO = Other (Electronic).

<sup>3</sup> Location: H = Personal Residence, B = Business, A = Public Area, D = Portable Device, O = Other Location, R = Roving (Relaxed Specification Order), N = Not Specified.

REPORT BY PROSECUTORS OF COURT-AUTHORIZED INTERCEPTS OF WIRE, ORAL, OR ELECTRONIC COMMUNICATIONS  
PURSUANT TO 18 U.S.C. 2519

A.O. Number	Number Of Days in Operation <sup>4</sup>	Average Intercepts per Day	Number of <sup>5</sup>			Costs		Number of					
			Persons Intercepted	Intercepts	Incriminating Intercepts	Total Cost in \$	Other Than Manpower in \$	Arrests	Trials	Motions to Suppress Intercepts <sup>6</sup>			Persons Convicted
										G	D	P	
<b>DARKE</b>													
1	I	-	-	-	-	10,331	4,814	-	-	-	-	-	-
<b>PUTNAM</b>													
1	84	46	228	3,905	426	59,000	6,000	17	-	-	-	-	-

<sup>4</sup> NI indicates never installed. I indicates installed but never used. NP indicates no prosecutor's report.

<sup>5</sup> NR indicates not reported or could not be determined.

<sup>6</sup> Motions: G = Granted, D = Denied, P = Pending.

\*This wiretap was terminated during 2000, but was not reported at that time because it was part of an ongoing investigation.

\*\* This wiretap was terminated during 1999 or earlier, but was not reported at that time because it was part of an ongoing investigation.

REPORT BY JUDGES OF COURT-AUTHORIZED INTERCEPTS OF WIRE, ORAL, OR ELECTRONIC COMMUNICATIONS  
PURSUANT TO 18 U.S.C. 2519

A.O. Number	Authorizing Official		Offense Specified	Intercept		Date of Application and (Amendment)	Authorized Length		
	Judge	Prosecutor <sup>1</sup>		Type <sup>2</sup>	Location <sup>3</sup>		Original Order (Days)	Number of Extensions	Total Length (Days)
OKLAHOMA									
1	LUMPKIN	LANE	NARCOTICS	WC	D	07/09/2001	30	2	90
2	LUMPKIN	LANE	NARCOTICS	ED	D	10/07/2001	10	0	10

<sup>1</sup> The prosecuting official authorized the filing of the application under provisions of the state's statute. (See Table 1 for this state's statutory citation.)

<sup>2</sup> Type: WS = Standard Telephone (Wire), WC = Cellular or Mobile Telephone (Wire), WO = Other (Wire), OM = Microphone (Oral), OO = Other (Oral), ED = Digital Pager (Electronic), EE = Computer or E-Mail (Electronic), EF = Fax Machine (Electronic), EO = Other (Electronic).

<sup>3</sup> Location: H = Personal Residence, B = Business, A = Public Area, D = Portable Device, O = Other Location, R = Roving (Relaxed Specification Order), N = Not Specified.

REPORT BY PROSECUTORS OF COURT-AUTHORIZED INTERCEPTS OF WIRE, ORAL, OR ELECTRONIC COMMUNICATIONS  
PURSUANT TO 18 U.S.C. 2519

A.O. Number	Number Of Days in Operation <sup>4</sup>	Average Intercepts per Day	Number of <sup>5</sup>			Costs		Number of					
			Persons Intercepted	Intercepts	Incriminating Intercepts	Total Cost in \$	Other Than Manpower in \$	Arrests	Trials	Motions to Suppress Intercepts <sup>6</sup>			Persons Convicted
										G	D	P	
OKLAHOMA													
1	90	116	841	10,440	2,977	500,000	130,000	53	-	-	-	-	-
2	5	15	53	76	53	RELATED TO NO. 1		RELATED TO NO. 1					

<sup>4</sup> NI indicates never installed. I indicates installed but never used. NP indicates no prosecutor's report.

<sup>5</sup> NR indicates not reported or could not be determined.

<sup>6</sup> Motions: G = Granted, D = Denied, P = Pending.

\*This wiretap was terminated during 2000, but was not reported at that time because it was part of an ongoing investigation.

\*\* This wiretap was terminated during 1999 or earlier, but was not reported at that time because it was part of an ongoing investigation.

REPORT BY JUDGES OF COURT-AUTHORIZED INTERCEPTS OF WIRE, ORAL, OR ELECTRONIC COMMUNICATIONS  
PURSUANT TO 18 U.S.C. 2519

A.O. Number	Authorizing Official		Offense Specified	Intercept		Date of Application and (Amendment)	Authorized Length		
	Judge	Prosecutor <sup>1</sup>		Type <sup>2</sup>	Location <sup>3</sup>		Original Order (Days)	Number of Extensions	Total Length (Days)
<b>DESCHUTES</b>									
1	TIKTIN	DUGAN	MURDER	WS	H	04/16/2001	14	0	14
<b>MULTNOMAH</b>									
1	ELLIS	SCHRUNK	MURDER	WC,OM	D	05/04/2001	30	0	30

<sup>1</sup> The prosecuting official authorized the filing of the application under provisions of the state's statute. (See Table 1 for this state's statutory citation.)

<sup>2</sup> Type: WS = Standard Telephone (Wire), WC = Cellular or Mobile Telephone (Wire), WO = Other (Wire), OM = Microphone (Oral), OO = Other (Oral), ED = Digital Pager (Electronic), EE = Computer or E-Mail (Electronic), EF = Fax Machine (Electronic), EO = Other (Electronic).

<sup>3</sup> Location: H = Personal Residence, B = Business, A = Public Area, D = Portable Device, O = Other Location, R = Roving (Relaxed Specification Order), N = Not Specified.

REPORT BY PROSECUTORS OF COURT-AUTHORIZED INTERCEPTS OF WIRE, ORAL, OR ELECTRONIC COMMUNICATIONS  
PURSUANT TO 18 U.S.C. 2519

A.O. Number	Number Of Days in Operation <sup>4</sup>	Average Intercepts per Day	Number of <sup>5</sup>			Costs		Number of					
			Persons Intercepted	Intercepts	Incriminating Intercepts	Total Cost in \$	Other Than Manpower in \$	Arrests	Trials	Motions to Suppress Intercepts <sup>6</sup>			Persons Convicted
										G	D	P	
<b>DESCHUTES</b>													
1	4	13	20	51	-	3,560	160	-	-	-	-	-	-
<b>MULTNOMAH</b>													
1	11	41	63	454	3	23,450	450	1	-	-	-	-	-

<sup>4</sup> NI indicates never installed. I indicates installed but never used. NP indicates no prosecutor's report.

<sup>5</sup> NR indicates not reported or could not be determined.

<sup>6</sup> Motions: G = Granted, D = Denied, P = Pending.

\*This wiretap was terminated during 2000, but was not reported at that time because it was part of an ongoing investigation.

\*\* This wiretap was terminated during 1999 or earlier, but was not reported at that time because it was part of an ongoing investigation.

REPORT BY JUDGES OF COURT-AUTHORIZED INTERCEPTS OF WIRE, ORAL, OR ELECTRONIC COMMUNICATIONS  
PURSUANT TO 18 U.S.C. 2519

A.O. Number	Authorizing Official		Offense Specified	Intercept		Date of Application and (Amendment)	Authorized Length		
	Judge	Prosecutor <sup>1</sup>		Type <sup>2</sup>	Location <sup>3</sup>		Original Order (Days)	Number of Extensions	Total Length (Days)
<b>BERKS</b>									
1	MCEWEN	BALDWIN	NARCOTICS	WC	D	08/22/2001	30	0	30
<b>CHESTER</b>									
1	STEVENS	SARCIONE	CONSPIRACY	WS	O	07/02/2001	30	0	30
2	EAKIN	SARCIONE	MURDER	OM	B	10/18/2001	1	0	1
<b>DAUPHIN</b>									
1	EAKIN	MARSICO	MURDER	WS	H	11/26/2001	10	0	10
2	EAKIN	MARSICO	MURDER	WS	B	11/26/2001	10	0	10
<b>LEHIGH</b>									
1	OLSZEWSKI	MARTIN	MURDER	WC	D	12/19/2000	30	0	30
2	STEVENS	MARTIN	MURDER	WC	D	01/11/2001	30	0	30
3	STEVENS	MARTIN	MURDER	WC	D	01/11/2001	30	0	30
<b>MONTGOMERY</b>									
1	CAVANAUGH	STEELE	NARCOTICS	WC	D	05/02/2001	30	0	30
2	CAVANAUGH	STEELE	NARCOTICS	WC	D	05/02/2001	30	0	30
3	MCEWEN	CASTOR	RACKETEERING	WC	R	08/03/2001	30	0	30
<b>PHILADELPHIA</b>									
1	KELLY	ABRAHAM	NARCOTICS	WC	D	06/19/2001	30	0	30
2	BECK	ABRAHAM	NARCOTICS	WS	H	10/17/2001	30	1	60
3	BECK	ABRAHAM	NARCOTICS	WC	D	10/17/2001	30	2	90
4	BECK	ABRAHAM	NARCOTICS	WC	D	11/19/2001	30	0	30
5	BECK	ABRAHAM	NARCOTICS	WC	D	11/19/2001	30	0	30
6	BECK	ABRAHAM	NARCOTICS	WC	D	12/04/2001	30	0	30
7	BECK	ABRAHAM	NARCOTICS	WC	D	12/04/2001	30	0	30
<b>STATE ATTORNEY GENERAL</b>									
1	STEVENS	FISHER	NARCOTICS	WC	D	01/18/2001	30	1	60
2	STEVENS	FISHER	NARCOTICS	WS	H	01/18/2001	30	0	30
3	STEVENS	FISHER	NARCOTICS	WC	D	02/06/2001	30	0	30
4	JOHNSON	FISHER	NARCOTICS	WC	D	03/19/2001	30	0	30
5	JOHNSON	FISHER	NARCOTICS	WC	D	03/22/2001	30	0	30
6	JOHNSON	FISHER	NARCOTICS	WC	D	04/09/2001	30	0	30
7	EAKIN	FISHER	NARCOTICS	WC	D	05/08/2001	30	0	30

<sup>1</sup> The prosecuting official authorized the filing of the application under provisions of the state's statute. (See Table 1 for this state's statutory citation.)

<sup>2</sup> Type: WS = Standard Telephone (Wire), WC = Cellular or Mobile Telephone (Wire), WO = Other (Wire), OM = Microphone (Oral), OO = Other (Oral), ED = Digital Pager (Electronic), EE = Computer or E-Mail (Electronic), EF = Fax Machine (Electronic), EO = Other (Electronic).

<sup>3</sup> Location: H = Personal Residence, B = Business, A = Public Area, D = Portable Device, O = Other Location, R = Roving (Relaxed Specification Order), N = Not Specified.

REPORT BY PROSECUTORS OF COURT-AUTHORIZED INTERCEPTS OF WIRE, ORAL, OR ELECTRONIC COMMUNICATIONS  
PURSUANT TO 18 U.S.C. 2519

A.O. Number	Number Of Days in Operation <sup>4</sup>	Average Intercepts per Day	Number of <sup>5</sup>			Costs		Number of					
			Persons Intercepted	Intercepts	Incriminating Intercepts	Total Cost in \$	Other Than Manpower in \$	Arrests	Trials	Motions to Suppress Intercepts <sup>6</sup>			Persons Convicted
										G	D	P	
<b>BERKS</b>													
1	I	-	-	-	-	1,140	1,140	-	-	-	-	-	-
<b>CHESTER</b>													
1	3	1	2	3	3	1,720	-	1	-	-	-	-	-
2	1	1	1	1	1	994	-	-	-	-	-	-	-
<b>DAUPHIN</b>													
1	NP	-	-	-	-	-	-	-	-	-	-	-	-
2	NP	-	-	-	-	-	-	-	-	-	-	-	-
<b>LEHIGH</b>													
1	27	34	76	908	170	115,310	6,811	43	-	-	-	-	39
2	16	53	46	854	64	RELATED TO NO. 1		RELATED TO NO. 1		-	-	-	-
3	16	54	55	872	56	RELATED TO NO. 1		RELATED TO NO. 1		-	-	-	-
<b>MONTGOMERY</b>													
1	17	21	42	352	112	57,815	2,322	-	-	-	-	-	-
2	18	20	12	357	35	RELATED TO NO. 1		-	-	-	-	-	-
3	21	43	34	905	178	67,571	1,990	-	-	-	-	-	-
<b>PHILADELPHIA</b>													
1	21	100	802	2,094	318	23,782	1,615	3	-	-	-	-	-
2	59	35	162	2,089	6	RELATED TO NO. 7		-	-	-	-	-	-
3	64	116	1,079	7,447	786	RELATED TO NO. 7		-	-	-	-	-	-
4	I	-	-	-	-	RELATED TO NO. 7		-	-	-	-	-	-
5	23	95	436	2,184	356	RELATED TO NO. 7		-	-	-	-	-	-
6	15	19	100	287	135	RELATED TO NO. 7		-	-	-	-	-	-
7	15	20	117	304	9	148,068	10,998	-	-	-	-	-	-
<b>STATE ATTORNEY GENERAL</b>													
1	40	12	19	490	129	378,837	19,116	-	-	-	-	-	-
2	30	12	20	360	21	RELATED TO NO. 1		-	-	-	-	-	-
3	27	57	46	1,534	213	RELATED TO NO. 1		-	-	-	-	-	-
4	24	14	106	342	94	122,782	6,781	-	-	-	-	-	-
5	30	42	234	1,260	308	RELATED TO NO. 4		-	-	-	-	-	-
6	8	89	245	715	204	RELATED TO NO. 4		-	-	-	-	-	-
7	30	7	14	201	50	221,035	17,242	12	-	-	-	-	-

<sup>4</sup> NI indicates never installed. I indicates installed but never used. NP indicates no prosecutor's report.

<sup>5</sup> NR indicates not reported or could not be determined.

<sup>6</sup> Motions: G = Granted, D = Denied, P = Pending.

\*This wiretap was terminated during 2000, but was not reported at that time because it was part of an ongoing investigation.

\*\* This wiretap was terminated during 1999 or earlier, but was not reported at that time because it was part of an ongoing investigation.



REPORT BY JUDGES OF COURT-AUTHORIZED INTERCEPTS OF WIRE, ORAL, OR ELECTRONIC COMMUNICATIONS  
PURSUANT TO 18 U.S.C. 2519

A.O. Number	Authorizing Official		Offense Specified	Intercept		Date of Application and (Amendment)	Authorized Length		
	Judge	Prosecutor <sup>1</sup>		Type <sup>2</sup>	Location <sup>3</sup>		Original Order (Days)	Number of Extensions	Total Length (Days)
8	KELLY	FISHER	NARCOTICS	WC	D	05/18/2001	30	0	30
9	HUDOCK	FISHER	NARCOTICS	WC	D	06/04/2001	30	0	30
10	HUDOCK	FISHER	NARCOTICS	WC	D	06/04/2001	30	0	30
11	HUDOCK	FISHER	NARCOTICS	WC	D	06/04/2001	30	0	30
12	KELLY	FISHER	NARCOTICS	WC	D	06/06/2001	30	0	30
13	EAKIN	FISHER	NARCOTICS	WC	D	06/14/2001	30	1	60
14	EAKIN	FISHER	NARCOTICS	WC	D	07/11/2001	30	0	30
15	LALLY-GREEN	FISHER	NARCOTICS	WS	H	07/16/2001	30	0	30
16	LALLY-GREEN	FISHER	NARCOTICS	WS	H	07/23/2001	30	1	60
17	LALLY-GREEN	FISHER	NARCOTICS	WC	D	08/03/2001	30	0	30
18	EAKIN	FISHER	NARCOTICS	WS	H	08/15/2001	30	0	30
19	EAKIN	FISHER	NARCOTICS	WC	D	08/15/2001	30	0	30
20	LALLY-GREEN	FISHER	NARCOTICS	WC	D	08/16/2001	30	2	90
21	CAVANAUGH	FISHER	NARCOTICS	WC	D	08/29/2001	30	1	60
22	EAKIN	FISHER	NARCOTICS	WS	H	08/29/2001	30	0	30
23	EAKIN	FISHER	NARCOTICS	WS	H	08/29/2001	30	0	30
24	EAKIN	FISHER	NARCOTICS	WC	D	08/29/2001	30	0	30
25	EAKIN	FISHER	NARCOTICS	WC	D	08/29/2001	30	0	30
26	LALLY-GREEN	FISHER	NARCOTICS	WC	D	09/12/2001	30	0	30
27	LALLY-GREEN	FISHER	NARCOTICS	WS	H	09/24/2001	30	0	30
28	CAVANAUGH	FISHER	NARCOTICS	WC	D	09/28/2001	30	1	60
29	LALLY-GREEN	FISHER	NARCOTICS	WC	D	09/28/2001	30	0	30
30	MCEWEN	FISHER	NARCOTICS	WC	D	10/10/2001	30	0	30
31	MCEWEN	FISHER	NARCOTICS	WC	D	10/10/2001	30	0	30
32	MCEWEN	FISHER	NARCOTICS	ED	D	10/10/2001	30	1	60
33	TODD	FISHER	NARCOTICS	WC	D	10/10/2001	30	0	30
34	CAVANAUGH	FISHER	NARCOTICS	WC	D	10/22/2001	30	0	30
35	MCEWEN	FISHER	NARCOTICS	WC	D	11/08/2001	30	0	30
36	MCEWEN	FISHER	NARCOTICS	WC	D	11/08/2001	30	0	30

STATE ATTORNEY GENERAL (CONTINUED)

<sup>1</sup> The prosecuting official authorized the filing of the application under provisions of the state's statute. (See Table 1 for this state's statutory citation.)

<sup>2</sup> Type: WS = Standard Telephone (Wire), WC = Cellular or Mobile Telephone (Wire), WO = Other (Wire), OM = Microphone (Oral), OO = Other (Oral), ED = Digital Pager (Electronic), EE = Computer or E-Mail (Electronic), EF = Fax Machine (Electronic), EO = Other (Electronic).

<sup>3</sup> Location: H = Personal Residence, B = Business, A = Public Area, D = Portable Device, O = Other Location, R = Roving (Relaxed Specification Order), N = Not Specified.

REPORT BY PROSECUTORS OF COURT-AUTHORIZED INTERCEPTS OF WIRE, ORAL, OR ELECTRONIC COMMUNICATIONS  
PURSUANT TO 18 U.S.C. 2519

A.O. Number	Number Of Days in Operation <sup>4</sup>	Average Intercepts per Day	Number of <sup>5</sup>			Costs		Number of						
			Persons Intercepted	Intercepts	Incriminating Intercepts	Total Cost in \$	Other Than Manpower in \$	Arrests	Trials	Motions to Suppress Intercepts <sup>6</sup>			Persons Convicted	
										G	D	P		
8	20	32	25	637	173	110,659	4,900	3	-	-	-	-	-	3
9	8	1	NR	10	2	119,615	3,975	3	-	-	-	-	-	-
10	8	135	169	1,080	289	RELATED TO NO. 9		RELATED TO NO. 9						
11	8	42	98	332	107	RELATED TO NO. 9		RELATED TO NO. 9						
12	11	7	11	78	7	RELATED TO NO. 8		RELATED TO NO. 8						
13	45	42	29	1,881	106	RELATED TO NO. 7		RELATED TO NO. 7						
14	19	9	5	174	56	RELATED TO NO. 7		RELATED TO NO. 7						
15	27	30	184	812	195	425,145	15,020	3	-	-	-	-	-	
16	43	34	76	1,469	396	RELATED TO NO. 15		RELATED TO NO. 15						
17	30	16	25	479	157	RELATED TO NO. 15		RELATED TO NO. 15						
18	21	62	33	1,294	208	168,297	16,802	22	-	-	-	-	-	
19	14	30	16	427	41	RELATED TO NO. 18		RELATED TO NO. 18						
20	70	22	54	1,514	460	RELATED TO NO. 15		RELATED TO NO. 15						
21	58	69	NR	3,981	982	357,985	6,190	-	-	-	-	-	-	
22	18	40	30	720	102	RELATED TO NO. 18		RELATED TO NO. 18						
23	18	44	60	787	151	RELATED TO NO. 18		RELATED TO NO. 18						
24	18	95	73	1,709	255	RELATED TO NO. 18		RELATED TO NO. 18						
25	7	28	NR	199	14	40,423	2,370	-	-	-	-	-	-	
26	7	32	21	227	12	RELATED TO NO. 15		RELATED TO NO. 15						
27	16	44	38	700	68	RELATED TO NO. 15		RELATED TO NO. 15						
28	50	61	NR	3,070	1,010	RELATED TO NO. 21		-	-	-	-	-	-	
29	12	21	47	248	80	RELATED TO NO. 15		RELATED TO NO. 15						
30	23	7	21	171	21	26,000	1,000	-	-	-	-	-	-	
31	23	17	64	399	82	RELATED TO NO. 30		-	-	-	-	-	-	
32	47	12	103	546	NR	RELATED TO NO. 30		-	-	-	-	-	-	
33	22	21	77	462	105	79,520	1,085	-	-	-	-	-	-	
34	27	72	NR	1,951	396	RELATED TO NO. 21		-	-	-	-	-	-	
35	29	16	23	461	155	27,000	1,000	-	-	-	-	-	-	
36	23	16	56	357	108	RELATED TO NO. 35		-	-	-	-	-	-	

<sup>4</sup> NI indicates never installed. I indicates installed but never used. NP indicates no prosecutor's report.

<sup>5</sup> NR indicates not reported or could not be determined.

<sup>6</sup> Motions: G = Granted, D = Denied, P = Pending.

\*This wiretap was terminated during 2000, but was not reported at that time because it was part of an ongoing investigation.

\*\* This wiretap was terminated during 1999 or earlier, but was not reported at that time because it was part of an ongoing investigation.

REPORT BY JUDGES OF COURT-AUTHORIZED INTERCEPTS OF WIRE, ORAL, OR ELECTRONIC COMMUNICATIONS  
PURSUANT TO 18 U.S.C. 2519

A.O. Number	Authorizing Official		Offense Specified	Intercept		Date of Application and (Amendment)	Authorized Length		
	Judge	Prosecutor <sup>1</sup>		Type <sup>2</sup>	Location <sup>3</sup>		Original Order (Days)	Number of Extensions	Total Length (Days)
LUBBOCK									
1	EMERSON	SOWDER	NARCOTICS	WS,WC	H,D	03/27/2001	30	1	60

<sup>1</sup> The prosecuting official authorized the filing of the application under provisions of the state's statute. (See Table 1 for this state's statutory citation.)

<sup>2</sup> Type: WS = Standard Telephone (Wire), WC = Cellular or Mobile Telephone (Wire), WO = Other (Wire), OM = Microphone (Oral), OO = Other (Oral), ED = Digital Pager (Electronic), EE = Computer or E-Mail (Electronic), EF = Fax Machine (Electronic), EO = Other (Electronic).

<sup>3</sup> Location: H = Personal Residence, B = Business, A = Public Area, D = Portable Device, O = Other Location, R = Roving (Relaxed Specification Order), N = Not Specified.

REPORT BY PROSECUTORS OF COURT-AUTHORIZED INTERCEPTS OF WIRE, ORAL, OR ELECTRONIC COMMUNICATIONS  
PURSUANT TO 18 U.S.C. 2519

A.O. Number	Number Of Days in Operation <sup>4</sup>	Average Intercepts per Day	Number of <sup>5</sup>			Costs		Number of					
			Persons Intercepted	Intercepts	Incriminating Intercepts	Total Cost in \$	Other Than Manpower in \$	Arrests	Trials	Motions to Suppress Intercepts <sup>6</sup>			Persons Convicted
										G	D	P	
LUBBOCK													
1	43	338	589	14,532	1,176	329,269	23,475	36	1	-	-	-	35

<sup>4</sup> NI indicates never installed. I indicates installed but never used. NP indicates no prosecutor's report.

<sup>5</sup> NR indicates not reported or could not be determined.

<sup>6</sup> Motions: G = Granted, D = Denied, P = Pending.

\*This wiretap was terminated during 2000, but was not reported at that time because it was part of an ongoing investigation.

\*\* This wiretap was terminated during 1999 or earlier, but was not reported at that time because it was part of an ongoing investigation.

REPORT BY JUDGES OF COURT-AUTHORIZED INTERCEPTS OF WIRE, ORAL, OR ELECTRONIC COMMUNICATIONS  
PURSUANT TO 18 U.S.C. 2519

A.O. Number	Authorizing Official		Offense Specified	Intercept		Date of Application and (Amendment)	Authorized Length		
	Judge	Prosecutor <sup>1</sup>		Type <sup>2</sup>	Location <sup>3</sup>		Original Order (Days)	Number of Extensions	Total Length (Days)
<b>SALT LAKE</b>									
1	PEULER	HARMS	RACKETEERING	WC	D	11/13/2000	30	1	60
2	PEULER	HARMS	RACKETEERING	WC	D	01/08/2001	30	2	90
3	PEULER	HARMS	RACKETEERING	WC	D	02/07/2001	30	0	30
4	PEULER	HARMS	RACKETEERING	WC	D	03/26/2001	30	0	30

<sup>1</sup> The prosecuting official authorized the filing of the application under provisions of the state's statute. (See Table 1 for this state's statutory citation.)

<sup>2</sup> Type: WS = Standard Telephone (Wire), WC = Cellular or Mobile Telephone (Wire), WO = Other (Wire), OM = Microphone (Oral), OO = Other (Oral), ED = Digital Pager (Electronic), EE = Computer or E-Mail (Electronic), EF = Fax Machine (Electronic), EO = Other (Electronic).

<sup>3</sup> Location: H = Personal Residence, B = Business, A = Public Area, D = Portable Device, O = Other Location, R = Roving (Relaxed Specification Order), N = Not Specified.

REPORT BY PROSECUTORS OF COURT-AUTHORIZED INTERCEPTS OF WIRE, ORAL, OR ELECTRONIC COMMUNICATIONS  
PURSUANT TO 18 U.S.C. 2519

A.O. Number	Number Of Days in Operation <sup>4</sup>	Average Intercepts per Day	Number of <sup>5</sup>			Costs		Number of					
			Persons Intercepted	Intercepts	Incriminating Intercepts	Total Cost in \$	Other Than Manpower in \$	Arrests	Trials	Motions to Suppress Intercepts <sup>6</sup>			Persons Convicted
										G	D	P	
<b>SALT LAKE</b>													
1	41	18	36	744	249	120,500	8,500	5	-	-	-	-	-
2	81	19	63	1,526	499	RELATED TO NO. 1		RELATED TO NO. 1					
3	NI	-	-	-	-	-	-	-	-	-	-	-	-
4	11	7	21	81	39	RELATED TO NO. 1		RELATED TO NO. 1					

<sup>4</sup> NI indicates never installed. I indicates installed but never used. NP indicates no prosecutor's report.

<sup>5</sup> NR indicates not reported or could not be determined.

<sup>6</sup> Motions: G = Granted, D = Denied, P = Pending.

\*This wiretap was terminated during 2000, but was not reported at that time because it was part of an ongoing investigation.

\*\* This wiretap was terminated during 1999 or earlier, but was not reported at that time because it was part of an ongoing investigation.

REPORT BY JUDGES OF COURT-AUTHORIZED INTERCEPTS OF WIRE, ORAL, OR ELECTRONIC COMMUNICATIONS  
PURSUANT TO 18 U.S.C. 2519

A.O. Number	Authorizing Official		Offense Specified	Intercept		Date of Application and (Amendment)	Authorized Length		
	Judge	Prosecutor <sup>1</sup>		Type <sup>2</sup>	Location <sup>3</sup>		Original Order (Days)	Number of Extensions	Total Length (Days)
STATE ATTORNEY GENERAL									
1	JOHNSTON	BEALES	MURDER	WS	H,B	02/21/2001	30	0	30
2	CLARK	BEALES	MURDER	WS	H	02/21/2001	30	0	30
3	GRIFFITH	BEALES	MURDER	WS	H	03/01/2001	30	0	30
4	ROSENBLATT	BEALES	MURDER	WS	B	03/01/2001	30	0	30
1*	SHOCKLEY	BEALES	MURDER	WS	H	03/30/2000	30	0	30
2*	GOODWYN	BEALES	MURDER	WS	H	03/30/2000	30	0	30
3*	STRICKLAND	BEALES	MURDER	WS	H	08/20/2000	30	0	30

<sup>1</sup> The prosecuting official authorized the filing of the application under provisions of the state's statute. (See Table 1 for this state's statutory citation.)

<sup>2</sup> Type: WS = Standard Telephone (Wire), WC = Cellular or Mobile Telephone (Wire), WO = Other (Wire), OM = Microphone (Oral), OO = Other (Oral), ED = Digital Pager (Electronic), EE = Computer or E-Mail (Electronic), EF = Fax Machine (Electronic), EO = Other (Electronic).

<sup>3</sup> Location: H = Personal Residence, B = Business, A = Public Area, D = Portable Device, O = Other Location, R = Roving (Relaxed Specification Order), N = Not Specified.

REPORT BY PROSECUTORS OF COURT-AUTHORIZED INTERCEPTS OF WIRE, ORAL, OR ELECTRONIC COMMUNICATIONS  
PURSUANT TO 18 U.S.C. 2519

A.O. Number	Number Of Days in Operation <sup>4</sup>	Average Intercepts per Day	Number of <sup>5</sup>			Costs		Number of					
			Persons Intercepted	Intercepts	Incriminating Intercepts	Total Cost in \$	Other Than Manpower in \$	Arrests	Trials	Motions to Suppress Intercepts <sup>6</sup>			Persons Convicted
										G	D	P	
STATE ATTORNEY GENERAL													
1	29	46	9	1,325	25	56,182	554	-	-	-	-	-	-
2	23	8	1	192	-	40,197	264	-	-	-	-	-	-
3	5	11	15	55	30	37,002	1,750	-	-	-	-	-	-
4	NI	-	-	-	-	-	-	-	-	-	-	-	-
1*	20	25	55	500	6	RELATED TO NO. 2*		RELATED TO NO. 2*					
2*	20	46	160	920	18	82,551	2,481	1	1	-	-	-	1
3*	10	95	4	951	64	58,571	4,643	2	2	-	-	-	2

<sup>4</sup> NI indicates never installed. I indicates installed but never used. NP indicates no prosecutor's report.

<sup>5</sup> NR indicates not reported or could not be determined.

<sup>6</sup> Motions: G = Granted, D = Denied, P = Pending.

\*This wiretap was terminated during 2000, but was not reported at that time because it was part of an ongoing investigation.

\*\* This wiretap was terminated during 1999 or earlier, but was not reported at that time because it was part of an ongoing investigation.



REPORT BY JUDGES OF COURT-AUTHORIZED INTERCEPTS OF WIRE, ORAL, OR ELECTRONIC COMMUNICATIONS  
PURSUANT TO 18 U.S.C. 2519

A.O. Number	Authorizing Official		Offense Specified	Intercept		Date of Application and (Amendment)	Authorized Length		
	Judge	Prosecutor <sup>1</sup>		Type <sup>2</sup>	Location <sup>3</sup>		Original Order (Days)	Number of Extensions	Total Length (Days)
STEVENS									
1	BAKER	NIELSON	EXTORTION	WS	H	04/24/2001	7	0	7

<sup>1</sup> The prosecuting official authorized the filing of the application under provisions of the state's statute. (See Table 1 for this state's statutory citation.)

<sup>2</sup> Type: WS = Standard Telephone (Wire), WC = Cellular or Mobile Telephone (Wire), WO = Other (Wire), OM = Microphone (Oral), OO = Other (Oral), ED = Digital Pager (Electronic), EE = Computer or E-Mail (Electronic), EF = Fax Machine (Electronic), EO = Other (Electronic).

<sup>3</sup> Location: H = Personal Residence, B = Business, A = Public Area, D = Portable Device, O = Other Location, R = Roving (Relaxed Specification Order), N = Not Specified.

REPORT BY PROSECUTORS OF COURT-AUTHORIZED INTERCEPTS OF WIRE, ORAL, OR ELECTRONIC COMMUNICATIONS  
PURSUANT TO 18 U.S.C. 2519

A.O. Number	Number Of Days in Operation <sup>4</sup>	Average Intercepts per Day	Number of <sup>5</sup>			Costs		Number of					
			Persons Intercepted	Intercepts	Incriminating Intercepts	Total Cost in \$	Other Than Manpower in \$	Arrests	Trials	Motions to Suppress Intercepts <sup>6</sup>			Persons Convicted
										G	D	P	
STEVENS													
1	7	-	2	1	1	125	25	1	-	-	1	-	1

<sup>4</sup> NI indicates never installed. I indicates installed but never used. NP indicates no prosecutor's report.

<sup>5</sup> NR indicates not reported or could not be determined.

<sup>6</sup> Motions: G = Granted, D = Denied, P = Pending.

\*This wiretap was terminated during 2000, but was not reported at that time because it was part of an ongoing investigation.

\*\* This wiretap was terminated during 1999 or earlier, but was not reported at that time because it was part of an ongoing investigation.

REPORT BY JUDGES OF COURT-AUTHORIZED INTERCEPTS OF WIRE, ORAL, OR ELECTRONIC COMMUNICATIONS  
PURSUANT TO 18 U.S.C. 2519

A.O. Number	Authorizing Official		Offense Specified	Intercept		Date of Application and (Amendment)	Authorized Length		
	Judge	Prosecutor <sup>1</sup>		Type <sup>2</sup>	Location <sup>3</sup>		Original Order (Days)	Number of Extensions	Total Length (Days)
<b>MILWAUKEE</b>									
1	SKWIERAWSKI	DOYLE	NARCOTICS	WC	D	03/09/2001	30	1	60
2	SKWIERAWSKI	DOYLE	NARCOTICS	WC	D	03/30/2001	30	0	30
3	SKWIERAWSKI	DOYLE	NARCOTICS	WC	D	04/30/2001	30	0	30
<b>RACINE</b>									
1	EVENSON	SNYDER	MURDER	WS	H	02/05/2001	30	0	30

<sup>1</sup> The prosecuting official authorized the filing of the application under provisions of the state's statute. (See Table 1 for this state's statutory citation.)

<sup>2</sup> Type: WS = Standard Telephone (Wire), WC = Cellular or Mobile Telephone (Wire), WO = Other (Wire), OM = Microphone (Oral), OO = Other (Oral), ED = Digital Pager (Electronic), EE = Computer or E-Mail (Electronic), EF = Fax Machine (Electronic), EO = Other (Electronic).

<sup>3</sup> Location: H = Personal Residence, B = Business, A = Public Area, D = Portable Device, O = Other Location, R = Roving (Relaxed Specification Order), N = Not Specified.

REPORT BY PROSECUTORS OF COURT-AUTHORIZED INTERCEPTS OF WIRE, ORAL, OR ELECTRONIC COMMUNICATIONS  
PURSUANT TO 18 U.S.C. 2519

A.O. Number	Number Of Days in Operation <sup>4</sup>	Average Intercepts per Day	Number of <sup>5</sup>			Costs		Number of					
			Persons Intercepted	Intercepts	Incriminating Intercepts	Total Cost in \$	Other Than Manpower in \$	Arrests	Trials	Motions to Suppress Intercepts <sup>6</sup>			Persons Convicted
										G	D	P	
<b>MILWAUKEE</b>													
1	41	25	15	1,016	25	167,000	60,000	15	-	-	1	-	8
2	27	17	15	446	25	RELATED TO NO. 1		RELATED TO NO. 1					
3	NP	-	-	-	-	-	-	-	-	-	-	-	-
<b>RACINE</b>													
1	15	NR	7	NR	NR	-	-	-	-	-	-	-	-

<sup>4</sup> NI indicates never installed. I indicates installed but never used. NP indicates no prosecutor's report.

<sup>5</sup> NR indicates not reported or could not be determined.

<sup>6</sup> Motions: G = Granted, D = Denied, P = Pending.

\*This wiretap was terminated during 2000, but was not reported at that time because it was part of an ongoing investigation.

\*\* This wiretap was terminated during 1999 or earlier, but was not reported at that time because it was part of an ongoing investigation.

SUPPLEMENTARY REPORT BY PROSECUTORS FOR INTERCEPTS TERMINATED IN CALENDAR YEAR 1991  
AS OF DECEMBER 31, 2001

State, County	A.O. Report Number in 1991 Report <sup>1</sup>	Date of Application	Additional Activity During Calendar Year 2001						Persons Con- victed	Offense for Which Convicted
			Total Cost in \$	Persons Arrested	Trials Completed	Motions to Suppress Intercepts <sup>2</sup>				
						G	D	P		
ARIZONA MARICOPA	3	08/13/1991	-	1	-	-	-	-	-	

<sup>1</sup> Report numbers followed by parentheses indicate reports linked to other wiretaps involving the same investigation.

<sup>2</sup> Motions: G = Granted, D = Denied, P = Pending.

SUPPLEMENTARY REPORT BY PROSECUTORS FOR INTERCEPTS TERMINATED IN CALENDAR YEAR 1993  
AS OF DECEMBER 31, 2001

State, County	A.O. Report Number in 1993 Report <sup>1</sup>	Date of Application	Additional Activity During Calendar Year 2001							
			Total Cost in \$	Persons Arrested	Trials Completed	Motions to Suppress Intercepts <sup>2</sup>			Persons Con- victed	Offense for Which Convicted
						G	D	P		
ARIZONA MARICOPA	3	10/27/1993	-	1	-	-	-	-	-	-

<sup>1</sup> Report numbers followed by parentheses indicate reports linked to other wiretaps involving the same investigation.  
<sup>2</sup> Motions: G = Granted, D = Denied, P = Pending.

SUPPLEMENTARY REPORT BY PROSECUTORS FOR INTERCEPTS TERMINATED IN CALENDAR YEAR 1994  
AS OF DECEMBER 31, 2001

State, County	A.O. Report Number in 1994 Report <sup>1</sup>	Date of Application	Additional Activity During Calendar Year 2001							Persons Con- victed	Offense for Which Convicted
			Total Cost in \$	Persons Arrested	Trials Completed	Motions to Suppress Intercepts <sup>2</sup>					
						G	D	P			
NEW YORK NEW YORK	11	02/08/1994	-	-	-	-	-	-	3	BRIBERY	

<sup>1</sup> Report numbers followed by parentheses indicate reports linked to other wiretaps involving the same investigation.

<sup>2</sup> Motions: G = Granted, D = Denied, P = Pending.

SUPPLEMENTARY REPORT BY PROSECUTORS FOR INTERCEPTS TERMINATED IN CALENDAR YEAR 1995  
AS OF DECEMBER 31, 2001

State, County	A.O. Report Number in 1995 Report <sup>1</sup>	Date of Application	Additional Activity During Calendar Year 2001							Persons Con- victed	Offense for Which Convicted
			Total Cost in \$	Persons Arrested	Trials Completed	Motions to Suppress Intercepts <sup>2</sup>					
						G	D	P			
<b>ARIZONA</b> MARICOPA	5	10/20/1995	-	2	-	-	-	-	2	NARCOTICS	
<b>NEVADA</b> CLARK	3	01/27/1995	-	1	1	-	1	-	1	MURDER	
<b>NEW JERSEY</b> STATE ATTORNEY GENERAL	8	04/04/1995	-	-	-	-	-	-	10	RACKETEERING	

<sup>1</sup> Report numbers followed by parentheses indicate reports linked to other wiretaps involving the same investigation.

<sup>2</sup> Motions: G = Granted, D = Denied, P = Pending.



SUPPLEMENTARY REPORT BY PROSECUTORS FOR INTERCEPTS TERMINATED IN CALENDAR YEAR 1996  
AS OF DECEMBER 31, 2001

State, County	A.O. Report Number in 1996 Report <sup>1</sup>	Date of Application	Additional Activity During Calendar Year 2001							Persons Convicted	Offense for Which Convicted
			Total Cost in \$	Persons Arrested	Trials Completed	Motions to Suppress Intercepts <sup>2</sup>					
						G	D	P			
<b>ARIZONA</b>											
MARICOPA	3	10/25/1996	2,578	1	-	-	-	-	-	-	
<b>FLORIDA</b>											
18TH JUDICIAL CIRCUIT (BREVARD/SEMINOLE)	16	05/07/1996	-	-	-	-	-	-	1	NARCOTICS	
<b>NEVADA</b>											
CLARK	12	08/15/1996	-	-	1	-	-	-	1	EXTORTION	
<b>NEW JERSEY</b>											
STATE ATTORNEY GENERAL	3	01/19/1996	-	-	-	-	-	-	6	RACKETEERING	
	11	06/12/1996	-	-	-	-	-	-	1	RACKETEERING	

<sup>1</sup> Report numbers followed by parentheses indicate reports linked to other wiretaps involving the same investigation.

<sup>2</sup> Motions: G = Granted, D = Denied, P = Pending.

SUPPLEMENTARY REPORT BY PROSECUTORS FOR INTERCEPTS TERMINATED IN CALENDAR YEAR 1997  
AS OF DECEMBER 31, 2001

State, County	A.O. Report Number in 1997 Report <sup>1</sup>	Date of Application	Additional Activity During Calendar Year 2001						Persons Convicted	Offense for Which Convicted
			Total Cost in \$	Persons Arrested	Trials Completed	Motions to Suppress Intercepts <sup>2</sup>				
						G	D	P		
<b>FLORIDA</b>										
2ND JUDICIAL CIRCUIT (LEON)										
	1	01/24/1997	-	17	-	-	-	-	3	RACKETEERING
	2)	02/05/1997	-	-	-	-	-	-	-	
	3	02/13/1997	-	1	-	-	-	-	3	THEFT
	4)	02/28/1997	-	-	-	-	-	-	-	
	5)	02/28/1997	-	-	-	-	-	-	-	
	6)	05/01/1997	-	-	-	-	-	-	-	
	7)	05/01/1997	-	-	-	-	-	-	-	
	8)	05/06/1997	-	-	-	-	-	-	-	
11TH JUDICIAL CIRCUIT (DADE)										
	13	10/07/1997	-	-	-	-	-	-	5	RACKETEERING
<b>HAWAII</b>										
HONOLULU										
	1	12/11/1997	-	-	-	-	-	-	1	GAMBLING
<b>NEVADA</b>										
CLARK										
	4	06/27/1997	-	3	1	-	-	-	1	MURDER
<b>NEW JERSEY</b>										
BERGEN										
	10	09/11/1997	-	-	-	-	-	-	2	THEFT
BURLINGTON										
	1	10/06/1997	-	1	-	-	-	-	1	NARCOTICS
CAMDEN										
	5	02/19/1997	-	-	-	-	-	-	1	NARCOTICS
ESSEX										
	1	10/30/1997	-	-	-	-	-	-	2	GAMBLING
STATE ATTORNEY GENERAL										
	1	02/10/1997	-	-	-	-	-	-	20	NARCOTICS

<sup>1</sup> Report numbers followed by parentheses indicate reports linked to other wiretaps involving the same investigation.

<sup>2</sup> Motions: G = Granted, D = Denied, P = Pending.

SUPPLEMENTARY REPORT BY PROSECUTORS FOR INTERCEPTS TERMINATED IN CALENDAR YEAR 1997  
AS OF DECEMBER 31, 2001 (CONTINUED)

State, County	A.O. Report Number in 1997 Report <sup>1</sup>	Date of Application	Additional Activity During Calendar Year 2001						Persons Con- victed	Offense for Which Convicted
			Total Cost in \$	Persons Arrested	Trials Completed	Motions to Suppress Intercepts <sup>2</sup>				
						G	D	P		
<b>NEW YORK</b>										
NEW YORK										
	1	04/14/1997	-	-	1	-	-	-	2	FRAUD
	2)	04/14/1997	-	-	-	-	-	-	-	
SUFFOLK										
	23)	11/12/1997	-	-	-	-	-	-	-	
	24)	11/12/1997	-	-	-	-	-	-	-	
	25)	11/12/1997	-	-	-	-	-	-	-	
	26	11/12/1997	-	-	-	-	-	-	1	NARCOTICS
	27)	11/12/1997	-	-	-	-	-	-	-	
	28)	11/12/1997	-	-	-	-	-	-	-	

<sup>1</sup> Report numbers followed by parentheses indicate reports linked to other wiretaps involving the same investigation.

<sup>2</sup> Motions: G = Granted, D = Denied, P = Pending.

SUPPLEMENTARY REPORT BY PROSECUTORS FOR INTERCEPTS TERMINATED IN CALENDAR YEAR 1998  
AS OF DECEMBER 31, 2001

State, County	A.O. Report Number in 1998 Report <sup>1</sup>	Date of Application	Additional Activity During Calendar Year 2001							Persons Convicted	Offense for Which Convicted
			Total Cost in \$	Persons Arrested	Trials Completed	Motions to Suppress Intercepts <sup>2</sup>					
						G	D	P			
<b>ARIZONA</b>											
MARICOPA	2	02/13/1998	-	-	-	-	-	-	3	NARCOTICS	
<b>FLORIDA</b>											
2ND JUDICIAL CIRCUIT (LEON)											
	1)	04/26/1998	-	-	-	-	-	-	-		
	2	04/26/1998	-	14	-	-	-	-	13	RACKETEERING	
	3)	05/15/1998	-	-	-	-	-	-	-		
	4)	05/28/1998	-	-	-	-	-	-	-		
9TH JUDICIAL CIRCUIT (ORANGE/OSCEOLA)											
	2	08/14/1998	-	-	1	-	-	-	6	NARCOTICS	
18TH JUDICIAL CIRCUIT (BREVARD/SEMINOLE)											
	14	11/05/1998	-	-	-	-	-	-	1	NARCOTICS	
	15)	11/10/1998	-	-	-	-	-	-	-		
<b>NEVADA</b>											
CLARK											
	4	03/05/1998	-	-	1	1	-	-	2	MURDER	
	5)	03/06/1998	-	-	-	-	-	-	-		
	6	06/18/1996	-	1	1	-	-	-	1	MURDER	
<b>NEW JERSEY</b>											
BURLINGTON											
	1	08/04/1998	-	1	-	-	-	-	1	NARCOTICS	
	2	08/28/1998	-	14	-	-	-	-	6	NARCOTICS	
	3)	08/28/1998	-	-	-	-	-	-	-		
STATE ATTORNEY GENERAL											
	2	04/08/1998	47,705	-	-	-	-	-	-		
	4	06/17/1998	47,495	-	-	-	-	-	-		
	38**	(See Appendix Table B-1 in this year's report.)									
	39**	(See Appendix Table B-1 in this year's report.)									
	40**	(See Appendix Table B-1 in this year's report.)									
	41**	(See Appendix Table B-1 in this year's report.)									

<sup>1</sup> Report numbers followed by parentheses indicate reports linked to other wiretaps involving the same investigation.

<sup>2</sup> Motions: G = Granted, D = Denied, P = Pending.

SUPPLEMENTARY REPORT BY PROSECUTORS FOR INTERCEPTS TERMINATED IN CALENDAR YEAR 1998  
AS OF DECEMBER 31, 2001 (CONTINUED)

State, County	A.O. Report Number in 1998 Report <sup>1</sup>	Date of Application	Additional Activity During Calendar Year 2001							Persons Convicted	Offense for Which Convicted
			Total Cost in \$	Persons Arrested	Trials Completed	Motions to Suppress Intercepts <sup>2</sup>					
						G	D	P			
<b>NEW YORK</b>											
NASSAU											
	6	04/14/1998	-	-	-	-	-	-	1	GAMBLING	
	NY ORGANIZED CRIME TASK FORCE										
	2	11/04/1997	-	1	-	-	-	-	2	NARCOTICS	
	7	03/25/1998	-	1	-	-	-	-	1	NARCOTICS	
<b>PENNSYLVANIA</b>											
MONTGOMERY											
	6	09/23/1998	-	-	1	-	-	-	1	NARCOTICS	
STATE ATTORNEY GENERAL											
	5)	02/26/1998	-	-	-	-	-	-	-		
	6)	02/26/1998	-	-	-	-	-	-	-		
	7	02/26/1998	-	17	8	-	1	-	8	GAMBLING	
	9)	03/10/1998	-	-	-	-	-	-	-		
	10)	03/26/1998	-	-	-	-	-	-	-		
	11)	03/26/1998	-	-	-	-	-	-	-		
	12)	03/26/1998	-	-	-	-	-	-	-		
	13)	03/26/1998	-	-	-	-	-	-	-		
	21)	06/12/1998	-	-	-	-	-	-	-		
	22)	06/12/1998	-	-	-	-	-	-	-		
	23)	07/14/1998	-	-	-	-	-	-	-		
	24	07/14/1998	-	-	6	-	-	-	6	CONSPIRACY	
	25)	07/14/1998	-	-	-	-	-	-	-		
	26)	08/07/1998	-	-	-	-	-	-	-		
	27)	08/12/1998	-	-	-	-	-	-	-		
	28)	08/12/1998	-	-	-	-	-	-	-		
	29)	09/01/1998	-	-	-	-	-	-	-		
	30)	09/02/1998	-	-	-	-	-	-	-		
	31	09/15/1998	-	9	-	-	-	-	5	NARCOTICS	
	32)	10/01/1998	-	-	-	-	-	-	-		
	33	10/22/1998	-	-	-	-	-	-	5	NARCOTICS	
	34)	10/29/1998	-	-	-	-	-	-	-		
	40)	11/11/1998	-	-	-	-	-	-	-		
	41)	11/11/1998	-	-	-	-	-	-	-		
	42)	11/23/1998	-	-	-	-	-	-	-		

<sup>1</sup> Report numbers followed by parentheses indicate reports linked to other wiretaps involving the same investigation.

<sup>2</sup> Motions: G = Granted, D = Denied, P = Pending.

SUPPLEMENTARY REPORT BY PROSECUTORS FOR INTERCEPTS TERMINATED IN CALENDAR YEAR 1999  
AS OF DECEMBER 31, 2001

State, County	A.O. Report Number in 1999 Report <sup>1</sup>	Date of Application	Additional Activity During Calendar Year 2001							Persons Convicted	Offense for Which Convicted
			Total Cost in \$	Persons Arrested	Trials Completed	Motions to Suppress Intercepts <sup>2</sup>					
						G	D	P			
<b>ARIZONA</b>											
MARICOPA											
	1	04/12/1999	-	1	-	-	-	-	1	NARCOTICS	
	4	11/04/1999	-	-	1	-	1	-	9	NARCOTICS	
STATE ATTORNEY GENERAL											
	2	09/02/1999	-	5	-	-	1	-	3	NARCOTICS	
	3	09/20/1999	-	1	-	-	-	-	1	NARCOTICS	
	4	10/18/1999	-	1	-	-	-	1	10	NARCOTICS	
<b>COLORADO</b>											
18TH JUDICIAL DISTRICT (ARAPAHOE)											
	1	11/25/1998	-	-	-	-	-	-	9	NARCOTICS	
<b>FLORIDA</b>											
2ND JUDICIAL CIRCUIT (LEON)											
	1	05/13/1999	-	9	-	-	-	-	3	NARCOTICS	
	2	09/30/1999	-	5	-	-	-	-	-		
STATE ATTORNEY GENERAL											
	1	05/17/1999	-	10	-	-	-	-	-		
<b>GEORGIA</b>											
BIBB											
	1	09/14/1999	-	2	1	-	-	-	4	NARCOTICS	
<b>IDAHO</b>											
CANYON											
	1	03/04/1999	4,000	1	1	-	-	-	1	MURDER	
<b>ILLINOIS</b>											
WASHINGTON											
	16	08/24/1999	-	1	-	-	-	-	1	NARCOTICS	
	24	12/17/1999	-	1	-	-	-	-	1	NARCOTICS	
<b>MASSACHUSETT</b>											
STATE ATTORNEY GENERAL											
	1	04/12/1999	-	18	-	-	7	-	17	NARCOTICS	
	7	05/25/1999	-	6	-	-	6	-	3	NARCOTICS	
<b>NEVADA</b>											
CLARK											
	1	02/04/1999	-	3	1	-	-	-	3	MURDER	
	2	02/11/1999	-	2	1	-	-	-	2	NARCOTICS	
	3	08/17/1999	-	1	-	-	-	-	1	NARCOTICS	

<sup>1</sup> Report numbers followed by parentheses indicate reports linked to other wiretaps involving the same investigation.

<sup>2</sup> Motions: G = Granted, D = Denied, P = Pending.

SUPPLEMENTARY REPORT BY PROSECUTORS FOR INTERCEPTS TERMINATED IN CALENDAR YEAR 1999  
AS OF DECEMBER 31, 2001 (CONTINUED)

State, County	A.O. Report Number in 1999 Report <sup>1</sup>	Date of Application	Additional Activity During Calendar Year 2001						Persons Convicted	Offense for Which Convicted
			Total Cost in \$	Persons Arrested	Trials Completed	Motions to Suppress Intercepts <sup>2</sup>				
						G	D	P		
<b>NEW JERSEY</b>										
HUDSON										
	2	10/16/1998	-	-	-	-	-	-	2	MURDER
	13**	02/24/1999	-	-	-	-	-	-	1	GAMBLING
STATE ATTORNEY GENERAL										
	2	11/04/1998	49,971	6	-	-	-	-	-	
	7	12/09/1998	10,154	-	-	-	-	-	-	
	8	12/09/1998	4,480	-	-	-	-	-	-	
	9	01/29/1999	21,280	-	-	-	-	-	-	
	10	01/29/1999	26,890	-	-	-	-	-	-	
	11	04/19/1999	5,750	8	-	-	-	-	-	
	12)	04/19/1999	-	-	-	-	-	-	-	
	13**	(See Appendix Table B-1 in this year's report.)								
	14**	(See Appendix Table B-1 in this year's report.)								
	15**	(See Appendix Table B-1 in this year's report.)								
	16**	(See Appendix Table B-1 in this year's report.)								
	17**	(See Appendix Table B-1 in this year's report.)								
	18**	(See Appendix Table B-1 in this year's report.)								
	19**	(See Appendix Table B-1 in this year's report.)								
	20**	(See Appendix Table B-1 in this year's report.)								
	21**	(See Appendix Table B-1 in this year's report.)								
	22**	(See Appendix Table B-1 in this year's report.)								
	23**	(See Appendix Table B-1 in this year's report.)								
	24**	(See Appendix Table B-1 in this year's report.)								
	25**	(See Appendix Table B-1 in this year's report.)								
	26**	(See Appendix Table B-1 in this year's report.)								
	27**	(See Appendix Table B-1 in this year's report.)								
	28**	(See Appendix Table B-1 in this year's report.)								
	29**	(See Appendix Table B-1 in this year's report.)								
	30**	(See Appendix Table B-1 in this year's report.)								
	31**	(See Appendix Table B-1 in this year's report.)								
	32**	(See Appendix Table B-1 in this year's report.)								

<sup>1</sup> Report numbers followed by parentheses indicate reports linked to other wiretaps involving the same investigation.

<sup>2</sup> Motions: G = Granted, D = Denied, P = Pending.

SUPPLEMENTARY REPORT BY PROSECUTORS FOR INTERCEPTS TERMINATED IN CALENDAR YEAR 1999  
AS OF DECEMBER 31, 2001 (CONTINUED)

State, County	A.O. Report Number in 1999 Report <sup>1</sup>	Date of Application	Additional Activity During Calendar Year 2001						Persons Convicted	Offense for Which Convicted
			Total Cost in \$	Persons Arrested	Trials Completed	Motions to Suppress Intercepts <sup>2</sup>				
						G	D	P		
<b>NEW YORK</b>										
NASSAU										
	1	12/02/1998	-	-	-	-	-	-	5	NARCOTICS
	2	12/02/1998	-	-	-	-	-	-	1	NARCOTICS
	6	02/02/1999	-	-	-	-	-	-	1	GAMBLING
NEW YORK										
	1)	04/06/1998	-	-	-	-	-	-	-	
	2)	04/06/1998	-	-	-	-	-	-	-	
	3)	04/06/1998	-	-	-	-	-	-	-	
	4	04/06/1998	-	-	-	-	-	1	14	RACKETEERING
	5)	04/24/1998	-	-	-	-	-	-	-	
	6)	06/30/1998	-	-	-	-	-	-	-	
	7)	07/28/1998	-	-	-	-	-	-	-	
	8)	07/28/1998	-	-	-	-	-	-	-	
	9)	08/25/1998	-	-	-	-	-	-	-	
	10)	08/25/1998	-	-	-	-	-	-	-	
	11)	08/25/1998	-	-	-	-	-	-	-	
	12)	09/24/1998	-	-	-	-	-	-	-	
	13)	09/24/1998	-	-	-	-	-	-	-	
	14)	10/20/1998	-	-	-	-	-	-	-	
	15)	10/20/1998	-	-	-	-	-	-	-	
	16)	10/20/1998	-	-	-	-	-	-	-	
	17)	10/20/1998	-	-	-	-	-	-	-	
	18)	10/23/1998	-	-	-	-	-	-	-	
	19)	11/17/1998	-	-	-	-	-	-	-	
	20)	11/17/1998	-	-	-	-	-	-	-	
	21)	11/17/1998	-	-	-	-	-	-	-	
	22)	11/17/1998	-	-	-	-	-	-	-	
	23)	11/23/1998	-	-	-	-	-	-	-	
	24)	12/15/1998	-	-	-	-	-	-	-	
	25)	12/15/1998	-	-	-	-	-	-	-	
	26)	12/15/1998	-	-	-	-	-	-	-	
	27)	12/15/1998	-	-	-	-	-	-	-	

<sup>1</sup> Report numbers followed by parentheses indicate reports linked to other wiretaps involving the same investigation.

<sup>2</sup> Motions: G = Granted, D = Denied, P = Pending.



SUPPLEMENTARY REPORT BY PROSECUTORS FOR INTERCEPTS TERMINATED IN CALENDAR YEAR 1999  
AS OF DECEMBER 31, 2001 (CONTINUED)

State, County	A.O. Report Number in 1999 Report <sup>1</sup>	Date of Application	Additional Activity During Calendar Year 2001							Persons Convicted	Offense for Which Convicted
			Total Cost in \$	Persons Arrested	Trials Completed	Motions to Suppress Intercepts <sup>2</sup>					
						G	D	P			
NEW YORK (CONTINUED)											
	28)	12/17/1998	-	-	-	-	-	-	-		
	29)	12/17/1998	-	-	-	-	-	-	-		
	32)	12/24/1998	-	-	-	-	-	-	-		
	33)	01/12/1999	-	-	-	-	-	-	-		
	34)	01/12/1999	-	-	-	-	-	-	-		
	35)	01/12/1999	-	-	-	-	-	-	-		
	36)	01/13/1999	-	-	-	-	-	-	-		
	37)	01/26/1999	-	-	-	-	-	-	-		
	38)	02/09/1999	-	-	-	-	-	-	-		
	39)	02/09/1999	-	-	-	-	-	-	-		
	40)	02/09/1999	-	-	-	-	-	-	-		
	42)	03/09/1999	-	-	-	-	-	-	-		
	43)	03/09/1999	-	-	-	-	-	-	-		
	44)	03/11/1999	-	-	-	-	-	-	-		
	45)	04/16/1999	-	-	-	-	-	-	-		
	46)	04/06/1999	-	-	-	-	-	-	-		
	48)	05/04/1999	-	-	-	-	-	-	-		
	49)	05/04/1999	-	-	-	-	-	-	-		
	50)	05/06/1999	-	-	-	-	-	8	2	FRAUD	
	51)	05/06/1999	-	-	-	-	-	-	-		
	57)	06/30/1999	-	-	-	-	-	-	-		
	58)	06/30/1999	-	-	-	-	-	-	-		
	59)	06/30/1999	-	-	-	-	-	-	-		
	60)	07/01/1999	-	-	-	-	-	-	-		
	61)	07/23/1999	-	-	-	-	-	-	-		
	62)	07/29/1999	-	-	-	-	-	-	-		
	63)	07/29/1999	-	-	-	-	-	-	-		
	64)	07/29/1999	-	-	-	-	-	-	-		
	65)	07/29/1999	-	-	-	-	-	-	-		
	67)	08/23/1999	-	-	-	-	-	-	-		
	68)	08/26/1999	-	-	-	-	-	-	-		
	69)	08/26/1999	-	-	-	-	-	-	-		

<sup>1</sup> Report numbers followed by parentheses indicate reports linked to other wiretaps involving the same investigation.

<sup>2</sup> Motions: G = Granted, D = Denied, P = Pending.

SUPPLEMENTARY REPORT BY PROSECUTORS FOR INTERCEPTS TERMINATED IN CALENDAR YEAR 1999  
AS OF DECEMBER 31, 2001 (CONTINUED)

State, County	A.O. Report Number in 1999 Report <sup>1</sup>	Date of Application	Additional Activity During Calendar Year 2001							Persons Convicted	Offense for Which Convicted
			Total Cost in \$	Persons Arrested	Trials Completed	Motions to Suppress Intercepts <sup>2</sup>					
						G	D	P			
NEW YORK (CONTINUED)											
	70)	08/26/1999	-	-	-	-	-	-	-	-	
	76)	10/21/1999	-	-	-	-	-	-	-	-	
	77)	10/28/1999	-	-	-	-	-	-	-	-	
NY ORGANIZED CRIME TASK FORCE											
	6	04/02/1999	-	1	-	-	-	-	2	NARCOTICS	
	7	04/08/1999	-	-	-	-	-	-	1	POSSESSION	
QUEENS											
	11	06/04/1999	-	-	-	-	-	-	1	GAMBLING	
SARATOGA											
	1	10/01/1999	-	3	-	-	-	-	3	NARCOTICS	
OKLAHOMA											
OKLAHOMA											
	3	04/05/1999	-	-	-	-	-	-	2	NARCOTICS	
	4)	04/30/1999	-	-	-	-	-	-	-		
	5)	07/06/1999	-	-	-	-	-	-	-		
	6	07/06/1999	-	-	1	-	1	-	8	NARCOTICS	
PENNSYLVANIA											
PHILADELPHIA											
	6	06/11/1999	-	2	1	-	-	-	9	RACKETEERING	
STATE ATTORNEY GENERAL											
	1)	11/23/1998	-	-	-	-	-	-	-		
	2)	12/16/1998	-	-	-	-	-	-	-		
	3)	12/23/1998	-	-	-	-	-	-	-		
VIRGINIA											
STATE ATTORNEY GENERAL											
	1	02/09/1999	-	-	2	-	-	-	2	MURDER	

<sup>1</sup> Report numbers followed by parentheses indicate reports linked to other wiretaps involving the same investigation.

<sup>2</sup> Motions: G = Granted, D = Denied, P = Pending.

SUPPLEMENTARY REPORT BY PROSECUTORS FOR INTERCEPTS TERMINATED IN CALENDAR YEAR 2000  
AS OF DECEMBER 31, 2001

State, County	A.O. Report Number in 2000 Report <sup>1</sup>	Date of Application	Additional Activity During Calendar Year 2001							Persons Convicted	Offense for Which Convicted
			Total Cost in \$	Persons Arrested	Trials Completed	Motions to Suppress Intercepts <sup>2</sup>					
						G	D	P			
<b>ARIZONA</b>											
MARICOPA											
	3	01/28/2000	-	-	-	-	-	-	2	FIREARMS	
STATE ATTORNEY GENERAL											
	2	12/20/1999	-	3	-	-	-	-	15	NARCOTICS	
	3)	02/03/2000	-	-	-	-	-	-	-		
	4	02/03/2000	-	19	-	-	-	-	18	NARCOTICS	
	5	02/17/2000	-	4	-	-	-	-	4	CONSPIRACY	
	6	02/23/2000	-	9	-	-	-	-	9	NARCOTICS	
	8	03/02/2000	-	5	-	-	-	-	5	CONSPIRACY	
	10	03/27/2000	-	10	-	-	-	-	9	NARCOTICS	
<b>CALIFORNIA</b>											
LOS ANGELES											
	15	01/28/2000	-	22	-	-	-	-	22	NARCOTICS	
	29	03/22/2000	-	7	1	-	-	-	4	KIDNAPPING	
	30)	03/29/2000	-	-	-	-	-	-	-		
	31)	04/01/2000	-	-	-	-	-	-	-		
	33)	04/03/2000	-	-	-	-	-	-	-		
	43	06/06/2000	-	16	1	-	-	-	11	NARCOTICS	
	45	06/07/2000	-	2	-	-	-	-	2	NARCOTICS	
	46	06/13/2000	-	8	-	-	-	-	2	NARCOTICS	
	50)	07/17/2000	-	-	-	-	-	-	-		
	52)	07/21/2000	-	-	-	-	-	-	-		
	55	10/27/2000	-	5	-	-	-	-	2	NARCOTICS	
	56	08/10/2000	-	6	1	-	-	-	5	NARCOTICS	
	58)	08/21/2000	-	-	-	-	-	-	-		
	59)	08/31/2000	-	-	-	-	-	-	-		
	60	09/01/2000	-	1	-	-	-	-	1	NARCOTICS	
	61	09/06/2000	-	3	-	-	-	-	3	NARCOTICS	
	63	09/15/2000	-	11	2	-	-	-	2	NARCOTICS	
	64)	09/21/2000	-	-	-	-	-	-	-		
	66)	09/26/2000	-	-	-	-	-	-	-		
	68)	10/06/2000	-	-	-	-	-	-	-		

<sup>1</sup> Report numbers followed by parentheses indicate reports linked to other wiretaps involving the same investigation.

<sup>2</sup> Motions: G = Granted, D = Denied, P = Pending.

SUPPLEMENTARY REPORT BY PROSECUTORS FOR INTERCEPTS TERMINATED IN CALENDAR YEAR 2000  
AS OF DECEMBER 31, 2001 (CONTINUED)

State, County	A.O. Report Number in 2000 Report <sup>1</sup>	Date of Application	Additional Activity During Calendar Year 2001							Persons Convicted	Offense for Which Convicted
			Total Cost in \$	Persons Arrested	Trials Completed	Motions to Suppress Intercepts <sup>2</sup>					
						G	D	P			
LOS ANGELES (CONTINUED)											
	69)	10/10/2000	-	-	-	-	-	-	-	-	
	70	10/12/2000	-	11	-	-	-	-	-	10	NARCOTICS
	72)	10/20/2000	-	-	-	-	-	-	-	-	
	73)	10/27/2000	-	-	-	-	-	-	-	-	
	74)	10/27/2000	-	-	-	-	-	-	-	-	
	75)	11/07/2000	-	-	-	-	-	-	-	-	
	77)	11/30/2000	-	-	-	-	-	-	-	-	
	78)	12/08/2000	-	-	-	-	-	-	-	-	
	79*	(See Appendix Table B-1 in this year's report.)									
ORANGE											
	1*	(See Appendix Table B-1 in this year's report.)									
	2*	(See Appendix Table B-1 in this year's report.)									
	3*	(See Appendix Table B-1 in this year's report.)									
	4*	(See Appendix Table B-1 in this year's report.)									
	5*	(See Appendix Table B-1 in this year's report.)									
	6*	(See Appendix Table B-1 in this year's report.)									
	7*	(See Appendix Table B-1 in this year's report.)									
	8*	(See Appendix Table B-1 in this year's report.)									
	9*	(See Appendix Table B-1 in this year's report.)									
	10*	(See Appendix Table B-1 in this year's report.)									
	11*	(See Appendix Table B-1 in this year's report.)									
SAN BERNARDINO											
	1*	(See Appendix Table B-1 in this year's report.)									
	2*	(See Appendix Table B-1 in this year's report.)									
	3*	(See Appendix Table B-1 in this year's report.)									
	4*	(See Appendix Table B-1 in this year's report.)									
COLORADO											
4TH JUDICIAL DISTRICT (EL PASO)											
	1	04/25/2000	-	-	1	-	-	-	-	1	MURDER
CONNECTICUT											
NEW BRITAIN											
	1	04/25/2000	-	2	-	-	-	-	-	2	GAMBLING
NEW HAVEN											
	3	11/09/2000	-	-	-	-	-	-	-	5	NARCOTICS

<sup>1</sup> Report numbers followed by parentheses indicate reports linked to other wiretaps involving the same investigation.

<sup>2</sup> Motions: G = Granted, D = Denied, P = Pending.

SUPPLEMENTARY REPORT BY PROSECUTORS FOR INTERCEPTS TERMINATED IN CALENDAR YEAR 2000  
AS OF DECEMBER 31, 2001 (CONTINUED)

State, County	A.O. Report Number in 2000 Report <sup>1</sup>	Date of Application	Additional Activity During Calendar Year 2001						Persons Convicted	Offense for Which Convicted
			Total Cost in \$	Persons Arrested	Trials Completed	Motions to Suppress Intercepts <sup>2</sup>				
						G	D	P		
<b>FLORIDA</b>										
4TH JUDICIAL CIRCUIT (DUVAL)										
	10*	(See Appendix Table B-1 in this year's report.)								
9TH JUDICIAL CIRCUIT (ORANGE/OSCEOLA)										
	1	02/14/2000	-	21	-	-	-	-	2	NARCOTICS
	4)	07/01/2000	-	-	-	-	-	-	-	
	5)	07/28/2000	-	-	-	-	-	-	-	
	6)	07/28/2000	-	-	-	-	-	-	-	
	7)	07/28/2000	-	-	-	-	-	-	-	
	9	08/15/2000	-	20	-	-	-	-	-	
	11	08/31/2000	-	4	-	-	-	-	-	
	12)	08/31/2000	-	-	-	-	-	-	-	
	13	08/31/2000	-	1	-	-	-	-	-	
	14)	10/06/2000	-	-	-	-	-	-	-	
	15)	10/13/2000	-	-	-	-	-	-	-	
	16)	10/23/2000	-	-	-	-	-	-	-	
	17*	(See Appendix Table B-1 in this year's report.)								
11TH JUDICIAL CIRCUIT (DADE)										
	4	08/01/2000	-	8	-	-	-	-	4	NARCOTICS
18TH JUDICIAL CIRCUIT (BREVARD/SEMINOLE)										
	5)	06/23/2000	-	-	-	-	-	-	-	
	6)	06/23/2000	-	-	-	-	-	-	-	
	7	06/23/2000	-	-	-	-	-	-	9	NARCOTICS
	8)	07/10/2000	-	-	-	-	-	-	-	
	9)	07/10/2000	-	-	-	-	-	-	-	
	10)	07/18/2000	-	-	-	-	-	-	-	
	11)	07/19/2000	-	-	-	-	-	-	-	
19TH JUDICIAL CIRCUIT (SAINT LUCIE)										
	1*	(See Appendix Table B-1 in this year's report.)								
	2*	(See Appendix Table B-1 in this year's report.)								
	3*	(See Appendix Table B-1 in this year's report.)								

<sup>1</sup> Report numbers followed by parentheses indicate reports linked to other wiretaps involving the same investigation.

<sup>2</sup> Motions: G = Granted, D = Denied, P = Pending.

SUPPLEMENTARY REPORT BY PROSECUTORS FOR INTERCEPTS TERMINATED IN CALENDAR YEAR 2000  
AS OF DECEMBER 31, 2001 (CONTINUED)

State, County	A.O. Report Number in 2000 Report <sup>1</sup>	Date of Application	Additional Activity During Calendar Year 2001						Persons Convicted	Offense for Which Convicted
			Total Cost in \$	Persons Arrested	Trials Completed	Motions to Suppress Intercepts <sup>2</sup>				
						G	D	P		
<b>ILLINOIS</b>										
DEKALB										
	1*	(See Appendix Table B-1 in this year's report.)								
	2*	(See Appendix Table B-1 in this year's report.)								
	3*	(See Appendix Table B-1 in this year's report.)								
	4*	(See Appendix Table B-1 in this year's report.)								
	5*	(See Appendix Table B-1 in this year's report.)								
	6*	(See Appendix Table B-1 in this year's report.)								
	7*	(See Appendix Table B-1 in this year's report.)								
	8*	(See Appendix Table B-1 in this year's report.)								
	9*	(See Appendix Table B-1 in this year's report.)								
	10*	(See Appendix Table B-1 in this year's report.)								
	11*	(See Appendix Table B-1 in this year's report.)								
	12*	(See Appendix Table B-1 in this year's report.)								
	13*	(See Appendix Table B-1 in this year's report.)								
	14*	(See Appendix Table B-1 in this year's report.)								
	15*	(See Appendix Table B-1 in this year's report.)								
	16*	(See Appendix Table B-1 in this year's report.)								
	17*	(See Appendix Table B-1 in this year's report.)								
WASHINGTON										
	3	07/07/2000	-	-	-	-	-	-	1	NARCOTICS
	5	09/15/2000	-	-	-	-	-	-	1	NARCOTICS
	7	09/26/2000	-	2	-	-	-	-	2	NARCOTICS
<b>MARYLAND</b>										
QUEEN ANNE'S										
	1*	(See Appendix Table B-1 in this year's report.)								
	2*	(See Appendix Table B-1 in this year's report.)								
	3*	(See Appendix Table B-1 in this year's report.)								
	4*	(See Appendix Table B-1 in this year's report.)								
	5*	(See Appendix Table B-1 in this year's report.)								
STATE ATTORNEY GENERAL										
	1	05/09/2000	-	42	-	-	-	-	35	NARCOTICS
	17)	09/11/2000	-	-	-	-	-	-	-	
	18)	09/26/2000	-	-	-	-	-	-	-	
	19	10/03/2000	-	23	-	-	-	-	20	NARCOTICS
	20	10/03/2000	-	4	-	-	-	-	4	NARCOTICS

<sup>1</sup> Report numbers followed by parentheses indicate reports linked to other wiretaps involving the same investigation.

<sup>2</sup> Motions: G = Granted, D = Denied, P = Pending.

SUPPLEMENTARY REPORT BY PROSECUTORS FOR INTERCEPTS TERMINATED IN CALENDAR YEAR 2000  
AS OF DECEMBER 31, 2001 (CONTINUED)

State, County	A.O. Report Number in 2000 Report <sup>1</sup>	Date of Application	Additional Activity During Calendar Year 2001						Persons Convicted	Offense for Which Convicted
			Total Cost in \$	Persons Arrested	Trials Completed	Motions to Suppress Intercepts <sup>2</sup>				
						G	D	P		
<b>NEBRASKA</b>										
DOUGLAS										
	1*	(See Appendix Table B-1 in this year's report.)								
	2*	(See Appendix Table B-1 in this year's report.)								
	3*	(See Appendix Table B-1 in this year's report.)								
	4*	(See Appendix Table B-1 in this year's report.)								
<b>NEW HAMPSHIRE</b>										
STATE ATTORNEY GENERAL										
	1*	(See Appendix Table B-1 in this year's report.)								
<b>NEW JERSEY</b>										
HUDSON										
	7*	(See Appendix Table B-1 in this year's report.)								
	8*	(See Appendix Table B-1 in this year's report.)								
	9*	(See Appendix Table B-1 in this year's report.)								
	10*	(See Appendix Table B-1 in this year's report.)								
MIDDLESEX										
	1	11/30/2000	-	-	-	-	-	-	2	GAMBLING
MORRIS										
	1	11/30/2000	-	-	-	-	-	-	10	NARCOTICS
	2)	01/20/2000	-	-	-	-	-	-	-	
	3	02/17/2000	-	-	-	-	-	-	6	NARCOTICS
	5	04/07/2000	-	-	-	-	-	-	4	NARCOTICS
SALEM										
	1	11/08/2000	-	-	-	-	-	-	9	NARCOTICS
STATE ATTORNEY GENERAL										
	1*	(See Appendix Table B-1 in this year's report.)								
	2*	(See Appendix Table B-1 in this year's report.)								
	3*	(See Appendix Table B-1 in this year's report.)								
	4*	(See Appendix Table B-1 in this year's report.)								
	5*	(See Appendix Table B-1 in this year's report.)								
	6*	(See Appendix Table B-1 in this year's report.)								
	7*	(See Appendix Table B-1 in this year's report.)								
	8*	(See Appendix Table B-1 in this year's report.)								
	9*	(See Appendix Table B-1 in this year's report.)								

<sup>1</sup> Report numbers followed by parentheses indicate reports linked to other wiretaps involving the same investigation.

<sup>2</sup> Motions: G = Granted, D = Denied, P = Pending.

SUPPLEMENTARY REPORT BY PROSECUTORS FOR INTERCEPTS TERMINATED IN CALENDAR YEAR 2000  
AS OF DECEMBER 31, 2001 (CONTINUED)

State, County	A.O. Report Number in 2000 Report <sup>1</sup>	Date of Application	Additional Activity During Calendar Year 2001						Persons Convicted	Offense for Which Convicted
			Total Cost in \$	Persons Arrested	Trials Completed	Motions to Suppress Intercepts <sup>2</sup>				
						G	D	P		
STATE ATTORNEY GENERAL (CONTINUED)										
	10*	(See Appendix Table B-1 in this year's report.)								
	11*	(See Appendix Table B-1 in this year's report.)								
	12*	(See Appendix Table B-1 in this year's report.)								
	13*	(See Appendix Table B-1 in this year's report.)								
	14*	(See Appendix Table B-1 in this year's report.)								
	15*	(See Appendix Table B-1 in this year's report.)								
	16*	(See Appendix Table B-1 in this year's report.)								
UNION										
	1	02/14/2000	-	-	-	-	-	-	14	GAMBLING
	7	10/23/2000	-	-	-	-	-	-	2	FIREARMS
NEW YORK										
BRONX										
	14*	(See Appendix Table B-1 in this year's report.)								
	15*	(See Appendix Table B-1 in this year's report.)								
	16*	(See Appendix Table B-1 in this year's report.)								
	17*	(See Appendix Table B-1 in this year's report.)								
	18*	(See Appendix Table B-1 in this year's report.)								
	19*	(See Appendix Table B-1 in this year's report.)								
	20*	(See Appendix Table B-1 in this year's report.)								
	21*	(See Appendix Table B-1 in this year's report.)								
	22*	(See Appendix Table B-1 in this year's report.)								
	23*	(See Appendix Table B-1 in this year's report.)								
	24*	(See Appendix Table B-1 in this year's report.)								
NY ORGANIZED CRIME TASK FORCE										
	1	09/27/1999	-	-	2	-	1	-	9	NARCOTICS
	9	04/17/2000	-	2	-	-	-	-	2	NARCOTICS
	22*	(See Appendix Table B-1 in this year's report.)								
	23*	(See Appendix Table B-1 in this year's report.)								
QUEENS										
	36	04/13/2000	-	-	-	-	-	4	4	LARCENY

<sup>1</sup> Report numbers followed by parentheses indicate reports linked to other wiretaps involving the same investigation.

<sup>2</sup> Motions: G = Granted, D = Denied, P = Pending.



SUPPLEMENTARY REPORT BY PROSECUTORS FOR INTERCEPTS TERMINATED IN CALENDAR YEAR 2000  
AS OF DECEMBER 31, 2001 (CONTINUED)

State, County	A.O. Report Number in 2000 Report <sup>1</sup>	Date of Application	Additional Activity During Calendar Year 2001							Persons Convicted	Offense for Which Convicted
			Total Cost in \$	Persons Arrested	Trials Completed	Motions to Suppress Intercepts <sup>2</sup>					
						G	D	P			
<b>SUFFOLK</b>											
	5	04/03/2000	-	-	-	-	-	-	8	NARCOTICS	
	6)	05/05/2000	-	-	-	-	-	-	-		
	7)	05/31/2000	-	-	-	-	-	-	-		
	8)	05/31/2000	-	-	-	-	-	-	-		
	9)	06/29/2000	-	-	-	-	-	-	-		
	10)	07/11/2000	-	-	-	-	-	-	-		
	11)	07/19/2000	-	-	-	-	-	-	-		
<b>WESTCHESTER</b>											
	7	08/25/2000	-	-	-	-	7	-	7	NARCOTICS	
<b>OHIO</b>											
<b>DEFIANCE</b>											
	1	10/26/2000	-	2	-	-	2	-	3	NARCOTICS	
<b>OKLAHOMA</b>											
<b>STATE ATTORNEY GENERAL</b>											
	1	02/10/2000	-	22	1	-	-	-	35	NARCOTICS	
	2	05/04/2000	-	9	-	-	-	9	-		
	4	08/01/2000	-	1	-	-	-	-	5	NARCOTICS	
<b>PENNSYLVANIA</b>											
<b>BERKS</b>											
	1	05/02/2000	-	-	1	-	-	-	1	MURDER	
	2	05/12/2000	-	-	1	-	-	-	1	MURDER	
	3)	05/15/2000	-	-	-	-	-	-	-		
<b>LEHIGH</b>											
	1	08/15/2000	-	-	-	-	-	-	17	NARCOTICS	
	2)	08/15/2000	-	-	-	-	-	-	-		
	3)	09/15/2000	-	-	-	-	-	-	-		
	4)	11/08/2000	-	-	-	-	-	-	-		
	5)	11/21/2000	-	-	-	-	-	-	-		
<b>MONTGOMERY</b>											
	1	10/04/2000	-	-	26	-	-	-	25	NARCOTICS	

<sup>1</sup> Report numbers followed by parentheses indicate reports linked to other wiretaps involving the same investigation.

<sup>2</sup> Motions: G = Granted, D = Denied, P = Pending.

SUPPLEMENTARY REPORT BY PROSECUTORS FOR INTERCEPTS TERMINATED IN CALENDAR YEAR 2000  
AS OF DECEMBER 31, 2001 (CONTINUED)

State, County	A.O. Report Number in 2000 Report <sup>1</sup>	Date of Application	Additional Activity During Calendar Year 2001						Persons Convicted	Offense for Which Convicted
			Total Cost in \$	Persons Arrested	Trials Completed	Motions to Suppress Intercepts <sup>2</sup>				
						G	D	P		
STATE ATTORNEY GENERAL										
	1	01/11/2000	-	6	-	-	-	-	4	NARCOTICS
	2)	01/11/2000	-	-	-	-	-	-	-	
	4)	01/27/2000	-	-	-	-	-	-	-	
	22	04/13/2000	-	-	-	-	-	-	3	NARCOTICS
	26	06/12/2000	-	21	-	-	-	-	8	NARCOTICS
UTAH										
SALT LAKE										
	3	07/13/2000	-	40	-	-	-	-	15	NARCOTICS
VIRGINIA										
STATE ATTORNEY GENERAL										
	1*	(See Appendix Table B-1 in this year's report.)								
	2*	(See Appendix Table B-1 in this year's report.)								
	3*	(See Appendix Table B-1 in this year's report.)								

<sup>1</sup> Report numbers followed by parentheses indicate reports linked to other wiretaps involving the same investigation.

<sup>2</sup> Motions: G = Granted, D = Denied, P = Pending.