









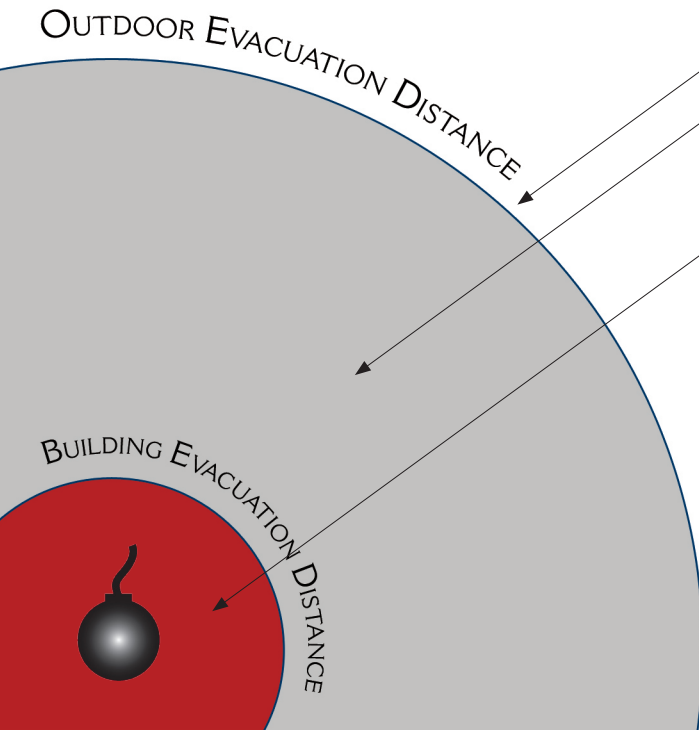


BOMB THREAT STAND-OFF CHART

Threat Description Improvised Explosive Device (IED)		Explosives Capacity ¹ (TNT Equivalent)	Building Evacuation Distance ²	Outdoor Evacuation Distance ³
	Pipe Bomb	5 LBS	70 FT	1200 FT
	Suicide Bomber	20 LBS	110 FT	1700 FT
	Briefcase/Suitcase	50 LBS	150 FT	1850 FT
	Car	500 LBS	320 FT	1500 FT
	SUV/Van	1,000 LBS	400 FT	2400 FT
	Small Moving Van/ Delivery Truck	4,000 LBS	640 FT	3800 FT
	Moving Van/ Water Truck	10,000 LBS	860 FT	5100 FT
	Semi-Trailer	60,000 LBS	1570 FT	9300 FT

1. These capacities are based on the maximum weight of explosive material that could reasonably fit in a container of similar size.
2. Personnel in buildings are provided a high degree of protection from death or serious injury; however, glass breakage and building debris may still cause some injuries. Unstrengthened buildings can be expected to sustain damage that approximates five percent of their replacement cost.
3. If personnel cannot enter a building to seek shelter they must evacuate to the minimum distance recommended by Outdoor Evacuation Distance. These distance is governed by the greater hazard of fragmentation distance, glass breakage or threshold for ear drum rupture.

It is important to note that the given distances do not guarantee safety, they are estimates based on test data and the area near and around the evacuation distances are still potentially dangerous. Minimum evacuation distance is the range at which a life-threatening injury from blast or fragmentation hazards is unlikely. However, non-life-threatening injury or temporary hearing loss may occur.



Preferred area (beyond this line) for evacuation of people in buildings and mandatory for people outdoors.

All personnel in this area should seek shelter immediately inside a building away from windows and exterior walls. Avoid having anyone outside - including those evacuating - in this area.

All personnel must evacuate (both inside of buildings and out).

1. Based on maximum volume or weight of explosive (TNT equivalent) that could reasonably fit in a suitcase or vehicle.
2. Governed by the ability of typical US commercial construction to resist severe damage or collapse following a blast. Performance can vary significantly, however, and buildings should be analyzed by qualified parties when possible.
3. Governed by the greater of fragment throw distance or glass breakage/falling glass hazard distance. Note that pipe and briefcase bombs assume cased charges that throw fragments farther than vehicle bombs.
4. A known terrorist tactic is to attract bystanders to windows, doorways, and the outside with gunfire, small bombs, or other methods and then detonate a larger, more destructive device, significantly increasing human casualties.