




Fact Sheet  
 Office to Monitor and Combat Trafficking in Persons  
 Washington, DC  
 July 23, 2008

### U.S. Government Anti-Trafficking in Persons Obligated Project Funding (Fiscal Year 2007)

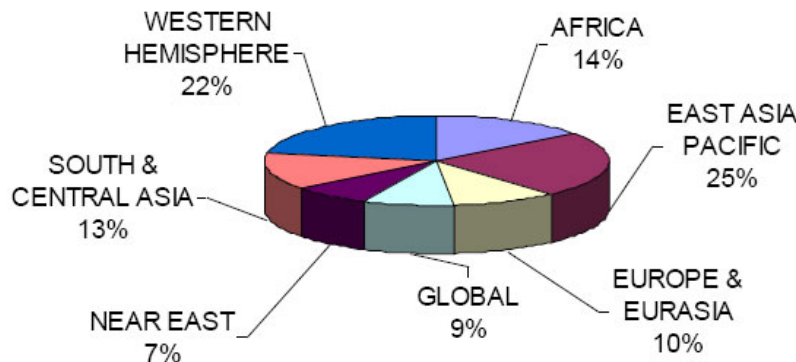
See also U.S. Government Anti-Trafficking in Persons FY 2007 Project Obligations: [Questions and Answers](#)

#### U.S. Government Anti-Trafficking in Persons Project Funding Obligated in Fiscal Year 2007



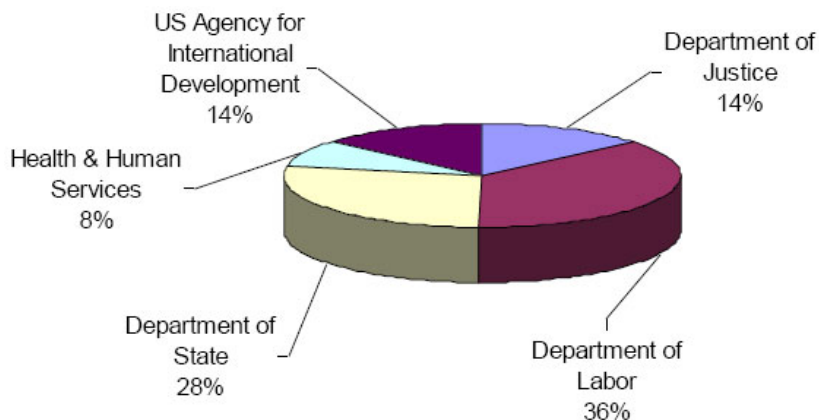
The first pie chart shows the ratio between domestic and international U.S. Government anti-trafficking in persons project funding obligated for Fiscal Year 2007. There were 64 domestic anti-trafficking in persons projects funded in Fiscal Year 2007, representing \$22,947,674 or 22% of the total amount. There were approximately 180 international anti-trafficking in persons projects benefiting over 90 countries in Fiscal Year 2007, representing 78 percent, or \$79,387,116, of the total amount. Overall funding totaled \$102,334,790.

#### U.S. Government Anti-Trafficking in Persons International Project Funding Obligated by Region in Fiscal Year 2007



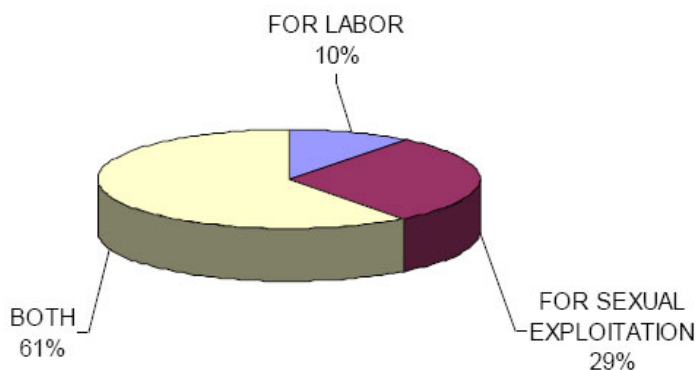
This pie chart shows Fiscal Year 2007 anti-trafficking in persons international project funding percentages broken down by region: 22 percent of all projects were funded in the Western Hemisphere; 14 percent in Africa; 7 percent in East Asia and the Pacific; 10 percent in Europe and Eurasia; 7 percent in the Near East; 13 percent in South and Central Asia; and, 9 percent of all international anti-TIP projects were global in nature.

#### U.S. Government Agency Obligations for Anti-Trafficking in Persons Projects in Fiscal Year 2007



Several U.S. Government agencies fund anti-trafficking in persons projects. This pie chart shows the breakdown in funding by U.S. Government agency. The breakdown is as follows: 36 percent from the Department of Labor; 28 percent from the Department of State; 8 percent from Health and Human Services; 14 percent from the United States Agency for International Development; and 14 percent from the Department of Justice. This pie chart includes all anti-trafficking in persons obligations for both domestic and international projects in Fiscal Year 2007. Please note that Department of Labor's anti-trafficking projects reflected human trafficking as a central focus of the project, as one component of the project, or through capacity building, awareness-raising, or research.

**U.S. Government Anti-Trafficking in Persons Obligated Project Funding by Type of Trafficking in Fiscal Year 2007**



U.S. Government anti-trafficking in persons projects may focus on combating a particular type of trafficking. This last pie chart depicts U.S. government anti-trafficking in persons project funding by type of trafficking: 29 percent of all project funding focused on combating sex trafficking; 10 percent focused on trafficking for labor; and 61 percent of project funding focused on both trafficking for labor and for sexual exploitation. This pie chart shows that a majority of TIP projects cover trafficking for both forced labor and sexual exploitation.

[BACK TO TOP](#)

Published by the U.S. Department of State Website at <http://www.state.gov> maintained by the Bureau of Public Affairs.